



**SIMPLE**  
FURNITURE COLLECTION

**VOX**





# WOLNOŚĆ ZACZYNA SIĘ W DOMU

Here at VOX, we believe that true freedom begins at home, and how we live greatly affects our lives. That's why it is our goal to constantly develop and deliver complex interior solutions - stylistically matching furniture collections, doors, floors and wall systems.

If absolute freedom existed, it would be the ability to do whatever you want, knowing the effect will always be good. The Simple collection gives you this kind of freedom - the furniture can be arranged in all kinds of configurations without a doubt that the effect will be good. Simple will make your life easier.

# YOUR EVERY MOVE WINS!

The Simple collection furniture can be arranged in many ways, putting together colors and choosing the legs. Everything fits together here. We have checked it, and we know that any possible configuration looks great. Thanks to Simple you can create different interiors, all according to your taste and needs.









## TAKE EVERY ROOM EASY

The Simple collection contains hallway, living room, bedroom, office and teenager's room furniture. Every room can be arranged in a different way, according to the taste and needs of its user.

# ALL IS SOUND WHEN THE INTERIOR IS IN HARMONY

Every room in your house has its own role to play. How to arrange it? It's simple. Choose the furniture that will take on the duties of a given room (bedroom, dining room, office, hall or living room). Harmony can be achieved in different ways. It can be a play of colors within your whole home or you can match a color to every room (like gray for your home office, wooden for your bedroom or black and white for your living room). In any case, the whole interior design will remain coherent and harmonious.









# FURNITURE YOU CAN COUNT ON



The designer has calculated, measured and double-checked everything so that we know what is used where and when in the house. And so we created some of the best thought-through and helpful furniture pieces. The RTV stand will surprise you when you see how easily all devices and records fit in it. And when you look for room for the remote controller, reading glasses or a charger, you will discover the capacity of the coffee table's drawer.



This summer!  
Free outdoor movies  
entire family!  
Gate opens at 6 PM  
Food vendors, beer and w  
**open ciner**



Watching the stars on the big screen!



## THE WIRE PROBLEM UNTANGLED


Once and for all we have solved the problem of tangling wires by creating a clever organizing compartment in the RTV stand.

The RTV stand has a recess in which you can hide power strips to plug in all devices. If you use extra blinds, all wires will be covered. Nothing can be seen but everything can be heard!



# A TABLE THAT CAN MEASURE UP TO ANY PARTY

A small table for big tasks. Meet the only round table on the market that from a handy 4 seat table extends to an impressive 12 seat table (from 1.1m to almost 2.5m). The round shape balances the geometrical shapes in this collection and provides a warm, family-friendly atmosphere.





# SEE FOR YOURSELF - WE'VE RAISED THE BAR TO PERFECTION



It's one of the best thought-through liquor cabinets. It's handy from the moment you open it. Thanks to its folding door it opens in an impressive way that grants access to all its contents at once.



# OPEN THE DOOR AND LIGHTS GO ON - IT'S THAT SIMPLE!



You can put glasses on the sliding shelf.



A handy drawer will keep all your necessary drink accessories.



Special grips will protect your wineglasses. The wine racks can be easily rotated 180 degrees to make a regular flat surface shelf.

## SHINE ON, YOU BEDSIDE TABLE!

It's worth to have a special table like this one at hand due to its amazingly simple light switching mechanism. All you need to do to switch the light on or off is touch the drawer. The warm discreet lighting will make it easier to find things and allow you to avoid using the bright main lights at night.









## IN THE BEDROOM EVERYTHING RESTS WHERE IT SHOULD LAY

Luckily the designer of the Simple collection also sometimes sleeps and thus knows that a good bedside table needs to keep all the little things tidy. This is why the nightstand has been equipped with a recess and a matching functional slat. You can choose organizing elements that you need for the slat (for pens, picture frames etc.) You can also hide a power strip in the recess and cover it along with the wires using a neat lid.

# A VERY ACCOMMODATING CLOSET

With a closet like this all things will fall into place, and thanks to a backlit inside they can then be easily found. Handy folding doors don't take much space and allow to access everything quickly.









# OFF TO WORK!

All work will be done quicker and easier in a well organized space.



The height of all the shelves in the bookcase can be easily adjusted to the size of the stored objects.

# WE MEASURED UP TO THE DESK

The designer has measured all the most commonly used office supplies and adjusted all the desk's dimensions: the volume of the drawers, the height of the shelves, the depth of the cabinet, the size of the desktop. He also checked what you usually keep on top of your desk, counted, calculated and created the perfect storage system: a functional slat.



The functional slat that the desk has been equipped with is just as busy at its user: it organizes the wires, holds a charging phone, holds the sticky notes, serves as a utensils holder, a magnetic board or a picture frame. You can use the already existing sets or create your own functional slat.



WORK  
18 GOSIA!  
love



# A TIMELESS AND AGELESS COLLECTION

There is nothing difficult for the Simple collection. Even arranging a teenager's room is a piece of cake. The youngsters will like it, and parents will appreciate that it matches the rest of the interior design.



All Simple furniture can be picked in different sizes, so that it fits even the little users.

# THIS REALLY IS SIMPLE

Designing interiors with Simple is easy and the only thing you will not manage to do is make a mistake. The setup is four easy steps: choose the body, the fronts, the handles and then, finally, the legs. Then you can take your time admiring the effect. Check how it works at our electronic setup device at [vox.pl](http://vox.pl). Have fun!



SETUP

1. CHOOSE THE BODY
2. CHOOSE THE FRONT
3. PUT IT ON ITS LEGS
4. CHOOSE THE HANDLES

...ADD THE SLATS



# YOUR FURNITURE IN 4 STEPS

The color of the inside of each body is the same as its outside color.

## STEP 1: Choose the body

Choose one of the four available colors: white, gray, black, wooden.



white body



wooden body



gray body



black body

## STEP 2: Choose the front

Choose one of the four available colors: white, gray, black, wooden.



white front



wooden front



gray front



black front



**STEP 3:**  
Put it  
on its legs

Choose from 5 types of  
legs or wheels that can be  
used for your desk.



round wooden  
leg



straight oak leg



black straight  
wooden leg



black slanted  
wooden leg



black slider leg



wheel

**STEP 4:**  
Choose  
the handles

Choose from the three  
available colors: white,  
gray, black



white handle




gray handle



black handle

## ...AND CHOOSE A SLAT

A few pieces from the Simple collection are equipped with a functional slat. It has been designed to make your life easier and more organized. You can choose a ready made set of functions, create your own, or cover the slat recess with a blind.









140 desk slat set:  
1 phone slat, 1 frame slat, 1 memo slat, 1 large utensils slat, 1 magnetic board slat, one blind 250



Night stand slat set:  
1 phone slat, 1 frame slat, 1 medium utensils slat. Full cover of the slat recess with a 400 blind slat.



90 chest of drawers blind slat set:  
1 blind slat 400, 3 blind slats 150



RTV stand slat set:  
4 blind slats 400. The recess can be fully covered with an extra 150 blind slat.



4-door closet  
s185/g57/w229.5cm



Corner closet  
s101.5/g103/w185 cm



Corner closet modules  
101.5/g103/w44.5 cm



Display cabinet  
s39/g39.5/w185 cm



2-door closet  
s92.5/g56.5/w185 cm



2-door closet module  
s92.5/g56.5/w44.5 cm



1-door closet  
s46/g56.5/w185 cm



1-door closet module  
s46/g56.5/w44.5 cm



4x5 bookcase  
s148.5/g38/w185 cm



3x4 bookcase  
s112/g38/w148.5 cm



2x5 bookcase  
s75.5/g38/w185cm



1x5 bookcase  
s39/g38/w185 cm



Liquor cabinet  
s112/g46.5/w 118 cm



Hutch  
s160/g46.5/w68.5 cm



Cabinet  
s90/g46.5/w90 cm



Chest of drawers with slat  
s90/g47/w90 cm



Chest of drawers  
s90/g47/w90 cm



Narrow chest of drawers  
s62,5/g47/w112 cm



180 RTV stand  
s180/g47/w46.5 cm



120 RTV stand  
s120/g47/w46.5 cm



Coffee table 80  
s80/g35,5/w80 cm



Coffee table 50  
s54/g45/w54 cm



Couch 90x200  
s95/g205.5/w68 cm



Bed 90x200  
s95/g205.5/w89.5 cm



Bed 180  
s185/g205.5/w80.5 cm



Bed 160  
s165/g205.5/w80.5 cm



Bed 140  
s145/g205.5/w80.5 cm



Bed 120  
s125/g205.5/w80.5 cm



Rectangular extendable table  
s140/g90/w78 cm



Round extendable table  
s100/w75 cm



Desk 140  
s100/g67/w68.5 cm



Desk 110  
s110/g57/w78 cm



Night stand with drawers and functional slat  
s45/g40/w30.5 cm



Night stand with doors  
45/g39.5/w30.5 cm



Chair  
s 43/g 49,5cm/w 86 cm



Square hanging shelf  
s31.5/g30/w31.5 cm



Rectangular hanging shelf  
s31.5/g30/w90 cm



Rectangular hanging shelf with hooks  
s35/g30/w90 cm




Dressing table  
s180/g100/w75 cm



Hanging mirror  
s80/g80/w2,5 cm







# VOXBOX

Check out our original platform for creating and arranging interiors - VOXBOX. It's a simple and intuitive on-line app for designing interiors. Try out different furniture layouts and see how they can be positioned in your rooms. Post your project and share it with your friends and family.

How to design using VOXBOX?

Start by giving the room's dimensions and doors and windows positions. Then choose the color of your walls. Next you can decide which VOX collection you want and which particular furniture pieces. Place them according to your ideas and don't worry - VOXBOX will let you know if a given position is impossible. Save your project to your account so that you can get back to it later and make changes. You can also generate a printable photo. Your project can be shared with other VOXBOX users or on social media. Check on [www.vox.pl](http://www.vox.pl) under DESIGN IT YOURSELF.







vox.pl

**VOX**

Meble VOX sp. z o.o. sp. k.  
Janikowo, ul. Gnieźnieńska 26/28  
62-006 Kobylnica