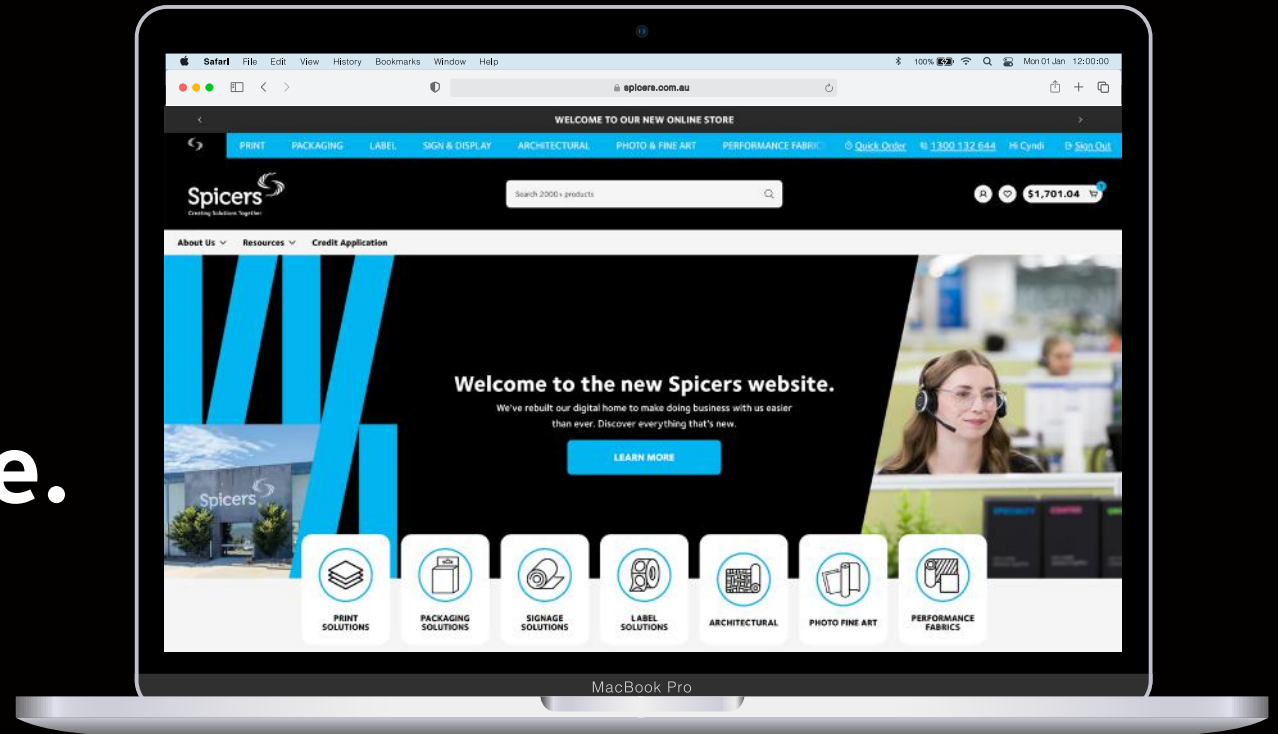


New Look. New Site. Same Great Range.

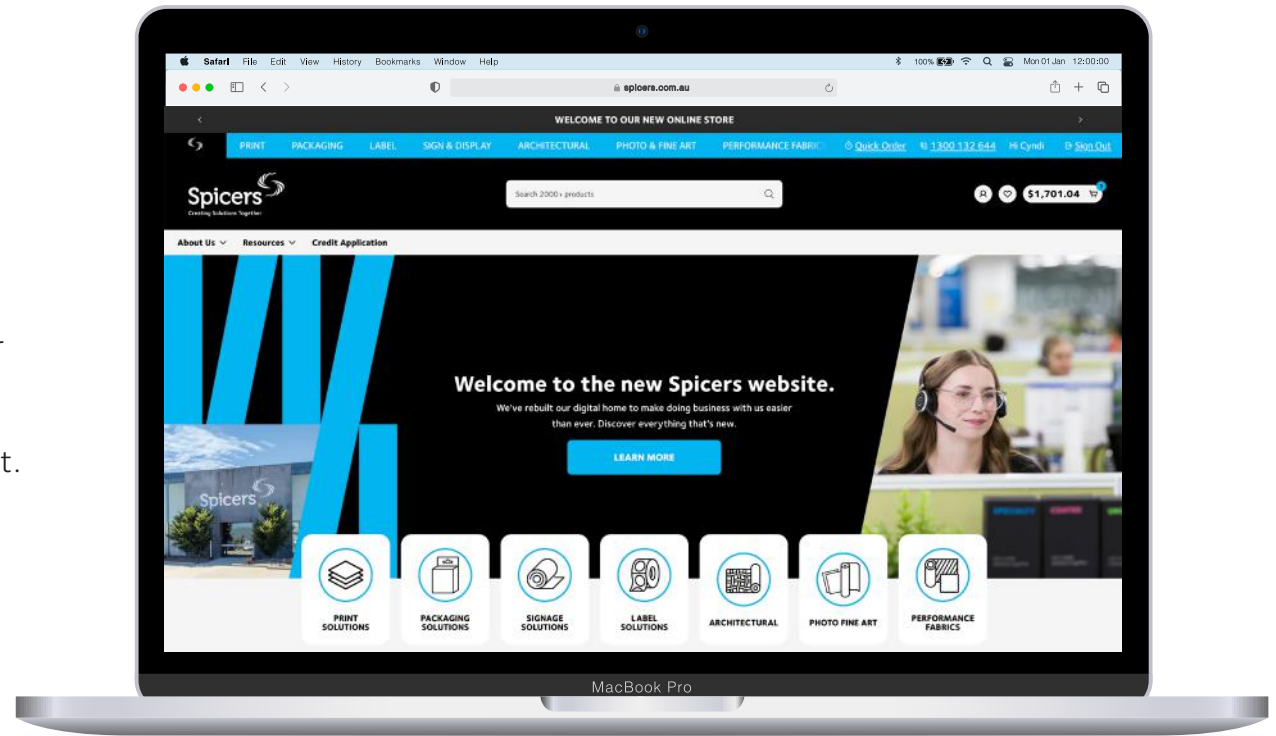
A comprehensive guide to help you navigate your way through our new website.



Welcome to the new Spicers website.

At Spicers, we're committed to making business easier for our customers. That's why we've launched a brand new website designed around you - helping you find what you need, order with confidence and get back to doing what you do best.

Let's explore what's new.



Features & Benefits

New Navigation

A simplified site structure makes it easier to browse product categories and quickly find relevant products and information.

Improved Search & Filtering

Enhanced search functionality and advanced filtering options help you locate products more efficiently.

Pricing

Customers can now easily view their pricing and product availability directly online.

Enhanced Product Pages

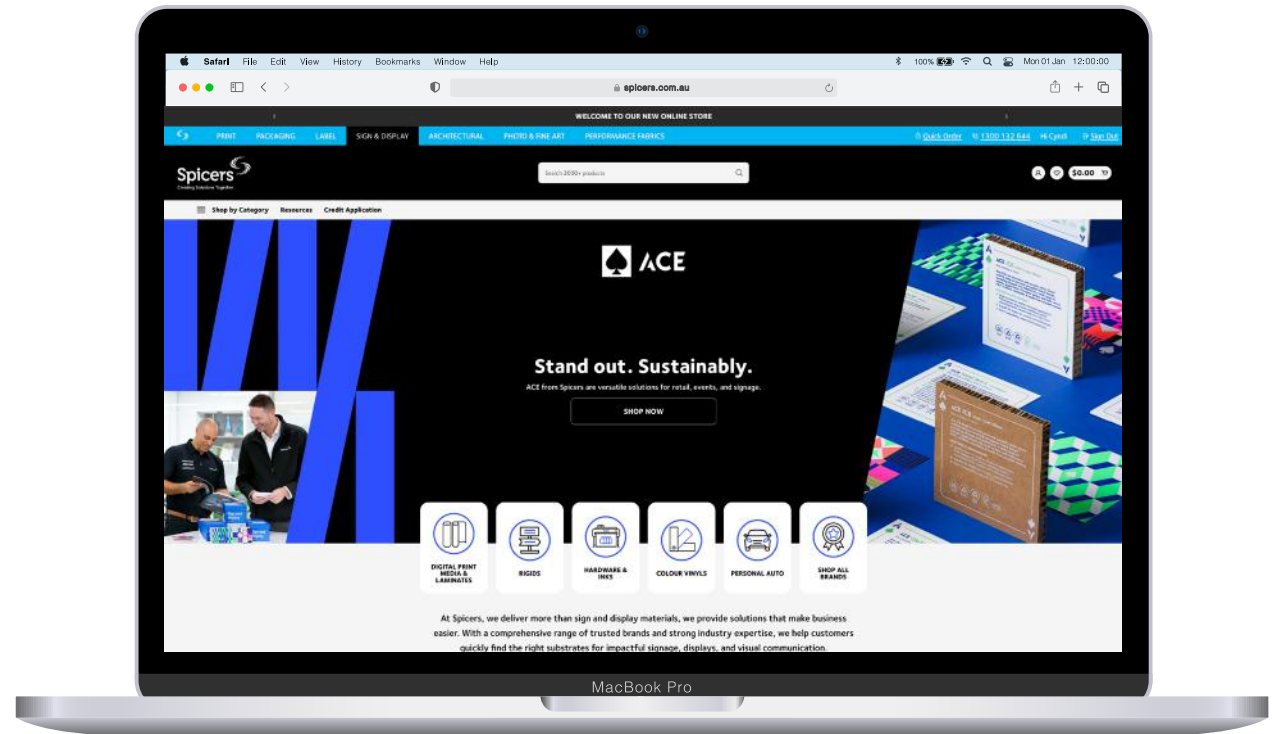
Updated product pages provide detailed product information, specifications, imagery, and related product recommendations.

Add to Cart Features

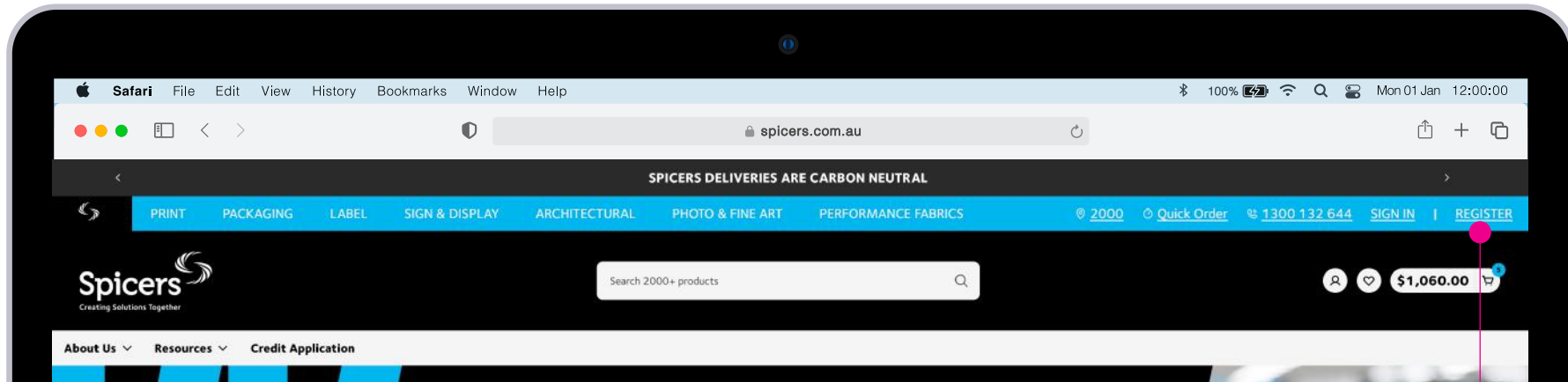
- Bulk ordering capabilities for high-volume purchases
- Quick Order functionality for faster product entry and checkout

Request Samples

Customers can conveniently request product samples directly from product pages to support their decision-making process.



Register for online ordering.



Register for
online orders

New to Spicers? Register for Online Ordering

If you don't have an online account with Spicers, you can register to start purchasing from our extensive range of products.

Creating an online account is quick and easy, giving you access to our product catalogue and a convenient way to shop online.

1. Click on the Register button on spicers.com.au.
2. Complete the registration form.
3. You are now ready to enjoy the convenience of online ordering with Spicers.

Spicers Website Concierge.



Spicers Concierge Service.

Our Concierge Service takes the hassle out of setting up your online account. We invite you to experience our website. Through a few easy steps, our Concierge Service makes it simple to get up and running, and the Spicers Team will support you every step of the way.



Need help getting started?

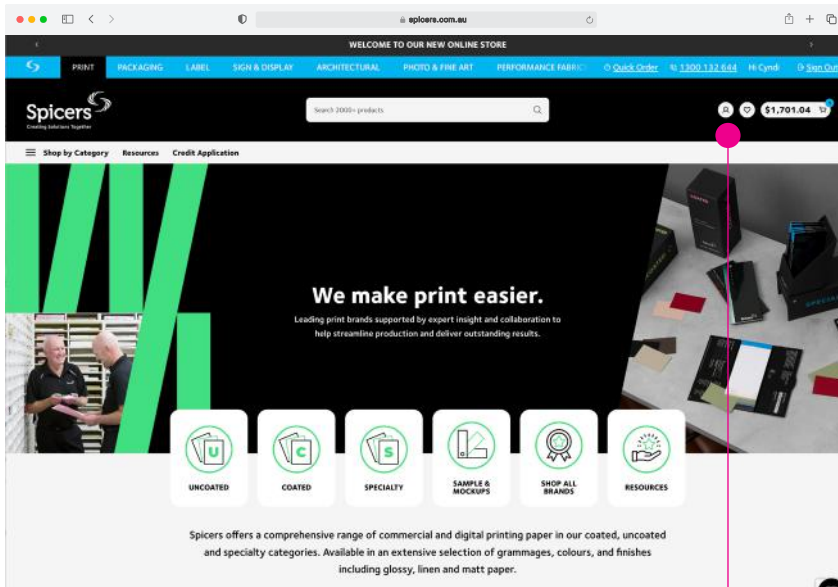
Book a free consult with one of our friendly customer service team members.

We understand that account setup can sometimes be tricky, and we're here to help. Fill in the form with your details, and one of our team members will be in touch with you.



[BOOK NOW](#)

My Account.



Click on
Profile icon

How to Access Your Account

The My Account section provides a central place to manage your online account and access important information.

From here, you can view and update your account details, review your online orders, manage your saved addresses, and access your wishlist.

Follow the steps to access your My Account dashboard.

Step 1: Log in to your account

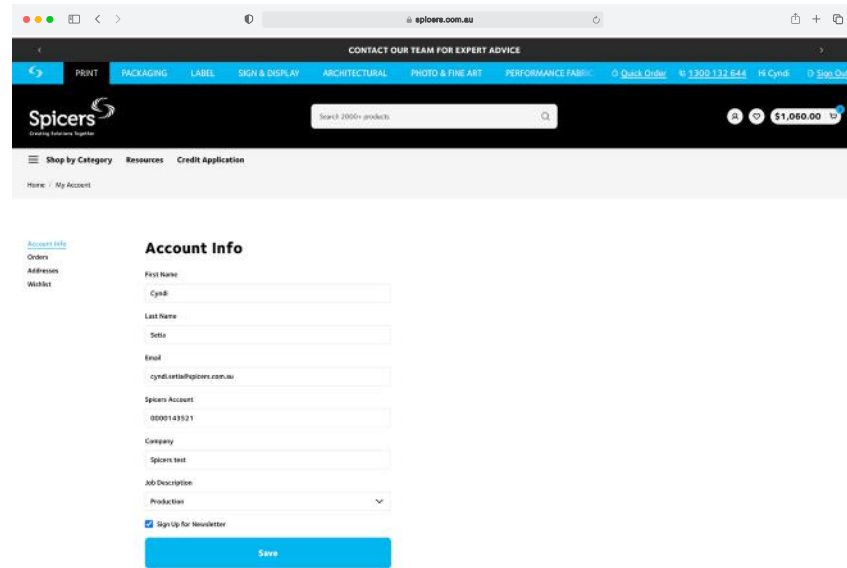
Click the profile icon located in the top right corner of the website.

Enter your login details to access your account.

Step 2: Open My Account

Once logged in, click the profile icon again in the top right corner.

Select My Account from the menu.



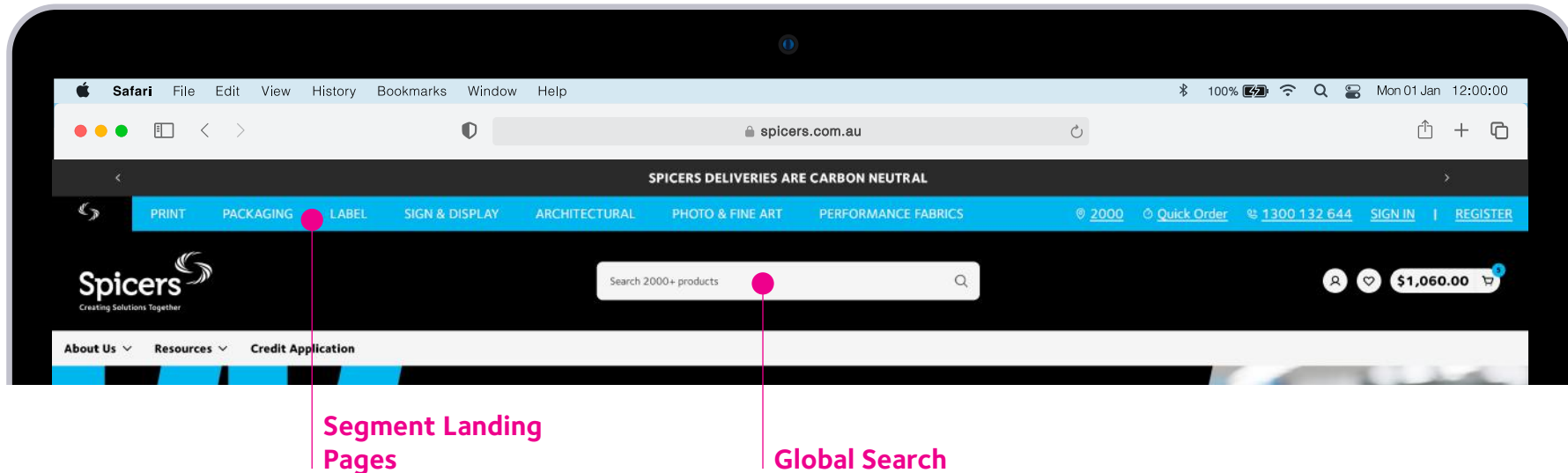
Step 3: Manage your account

From the My Account page, you can access and manage:

- Account Details
- Online Orders
- Addresses
- Wishlist

This section allows you to easily view and update your account information, check your online order history, manage delivery addresses, and access saved wishlist items.

Searching for products.



Explore Our Product Range

Whether you know exactly what you're looking for or you're browsing for inspiration, there are several ways to explore our extensive product range.

Step 1: Log in to your account

Click the Sign In located in the top right corner of the website.
Enter your login details to access your account.
You will receive a six digit code to verification code.

Step 2: Open My Account

Once logged in, click the profile icon in the top right corner. Select My Account from the menu.


Step 3: Manage your account

From the My Account page, you can access and manage:

- Account Details
- Online Order History
- Addresses
- Wishlist

This section allows you to easily view and update your account information, check your online order history, manage delivery addresses, and access saved wishlist items.

Searching for products



Secondary Navigation

Secondary Navigation

Each Segment Landing Page includes a secondary navigation menu tailored to that specific segment.

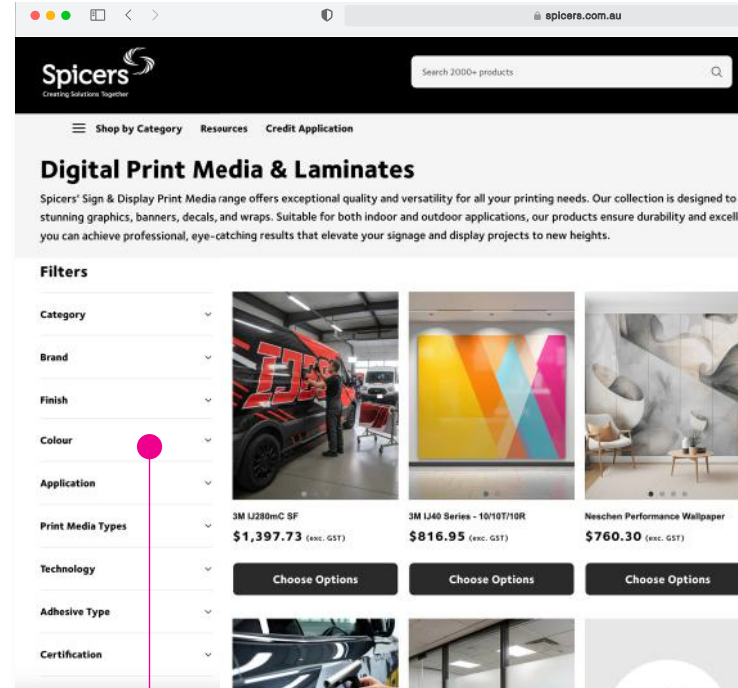
Depending on the segment, options may include:

- Shop by Category
- Resources
- Credit Application

Resources

The Resources section provides access to segment-specific information, guides, brochures, technical documents and other useful materials relevant to your specialty..

Sign & Display > Digital Print Media & Laminates

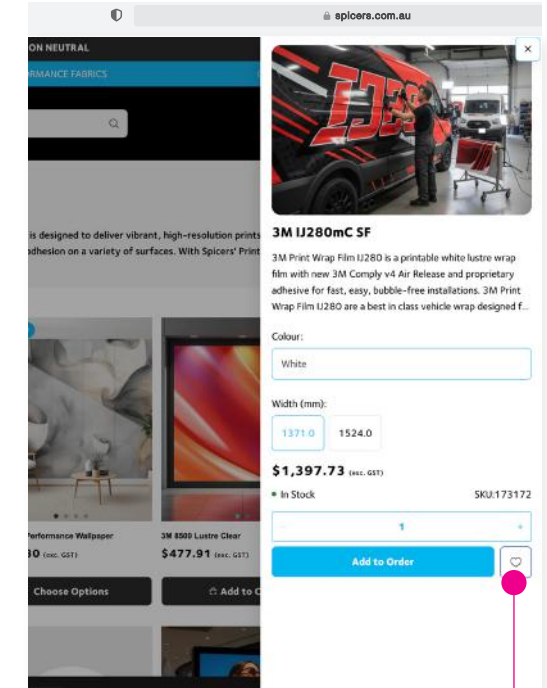


Browse by filters from a collections page

Browse by Category

You can also explore products by category.

Browse available collections and use filters to refine your search based on your requirements, such as, brand, colour, application and more. Matching products will be displayed, making it easy to find the most suitable options for your needs.



Easy add to cart function from a collections page

Add to wishlist from minicart

Product Page

Product Page Features

Product pages are designed to give you quick access to product information, downloadable resources and ordering functionality from a single location.

Key features of the product page include:

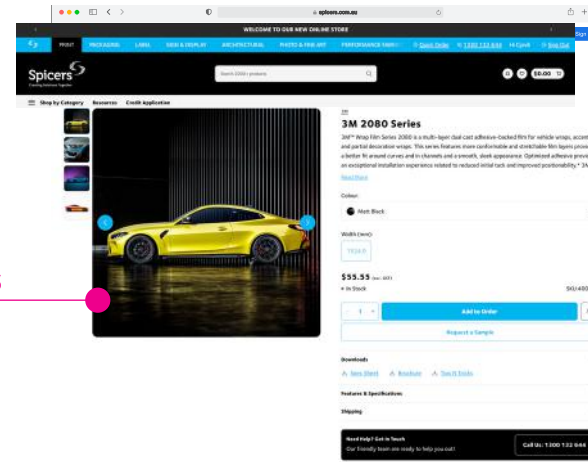
- Product image, title and description
- Product options with Add to Cart functionality
- Request a Sample option
- Downloadable specification sheets and supporting PDF documents
- Detailed product features and specifications
- Shipping information
- Product video (where available)
- You May Also Like recommendations showcasing complementary products

Bulk Order Section

For products available in bulk quantities, an additional Bulk Order section is provided, featuring:

- Colour swatches for easy product selection
- Colour search functionality
- Product information table
- Wishlist functionality, allowing you to save product SKUs for future reference

Product images



Product options
SKU number
Sample request
Downloadable resources
Shipping

Product video



Colour swatches



Colour search

Add qty and add to cart

SKU	Description	Stock	Size	Price (ex. GST)	Price (inc. GST)	Qty	Action
400290	3M™ 2080 Series 2080 Black Gloss 3M™ 2080 Series	10000	1000x2100	\$55.55	\$61.34	1	Add to Cart
400291	3M™ 2080 Series 2080 Gloss 3M™ 2080 Series	10000	1000x2100	\$55.55	\$61.34	1	Add to Cart
400292	3M™ 2080 Series 2080 Gloss 3M™ 2080 Series	10000	1000x2100	\$55.55	\$61.34	1	Add to Cart
400293	3M™ 2080 Series 2080 Gloss 3M™ 2080 Series	10000	1000x2100	\$55.55	\$61.34	1	Add to Cart
400294	3M™ 2080 Series 2080 Gloss 3M™ 2080 Series	10000	1000x2100	\$55.55	\$61.34	1	Add to Cart
400295	3M™ 2080 Series 2080 Gloss 3M™ 2080 Series	10000	1000x2100	\$55.55	\$61.34	1	Add to Cart

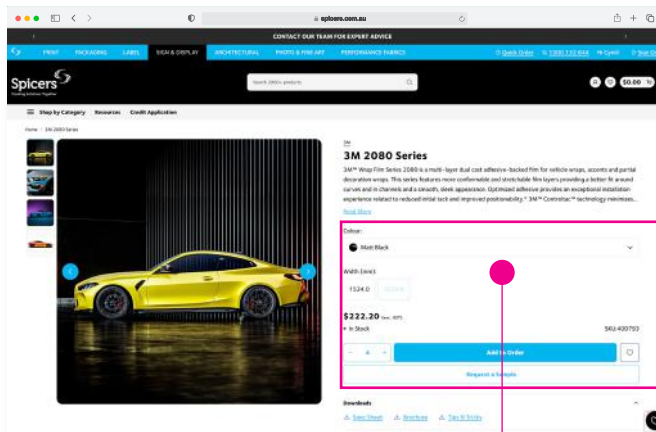
Add to Wishlist

Complementary products

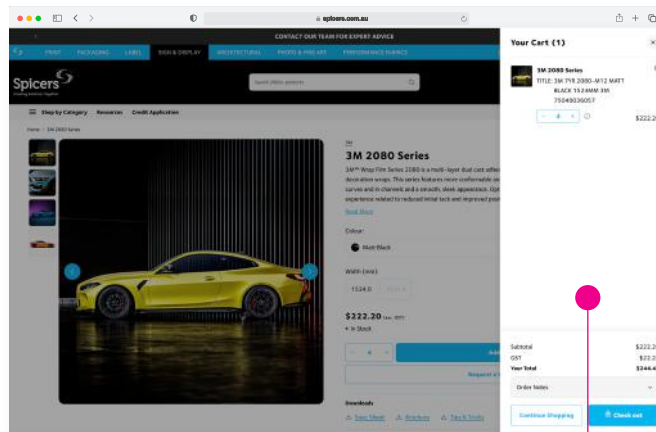


Subscribe to our newsletter. info@spicers.com.au

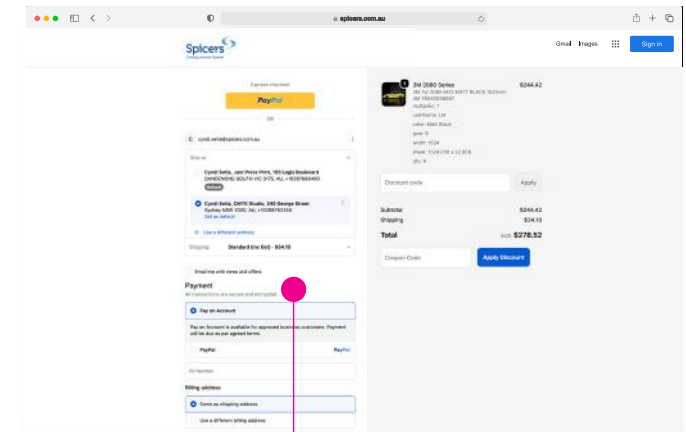
Add to cart



Select product options



Mini Cart View



Checkout view

Adding Products to Your Cart

Products can be added directly from the product page in just a few simple steps.

1. Navigate to the product page for the item you would like to order.
2. Select the required product options, such as colour, size or finish, where applicable. Alternatively, scroll to the Bulk Order table further down the product page to view the available SKUs.
3. Enter the quantity you would like to order.
4. Click Add to Cart.

The mini cart pop up will appear once the product has been added successfully. Continue shopping or click Check Out to review your order and proceed to checkout.

Check Out page

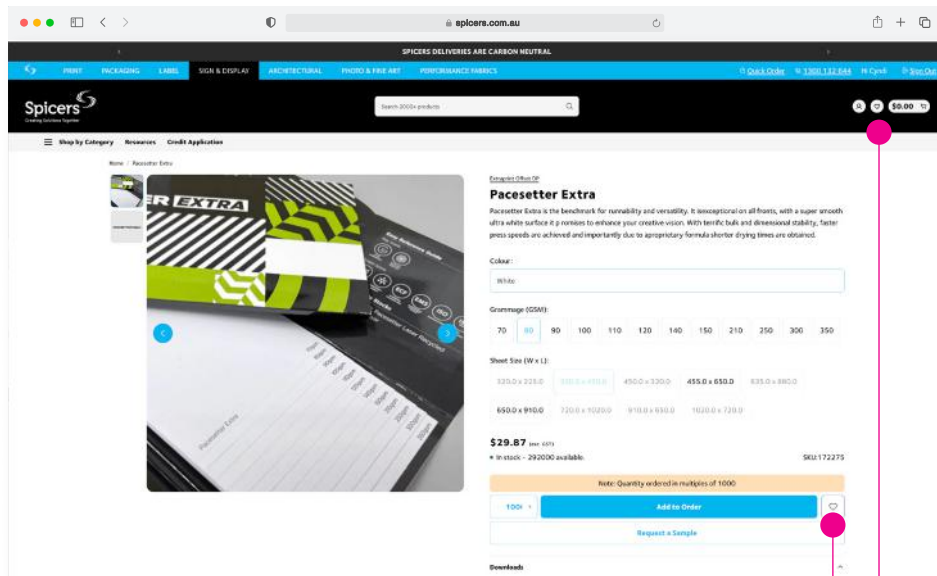
Review the Shipping address, payment method, billing address.

Trade Account Customers

The **Pay On Account** option will display. Payment will be due as per agreed terms.

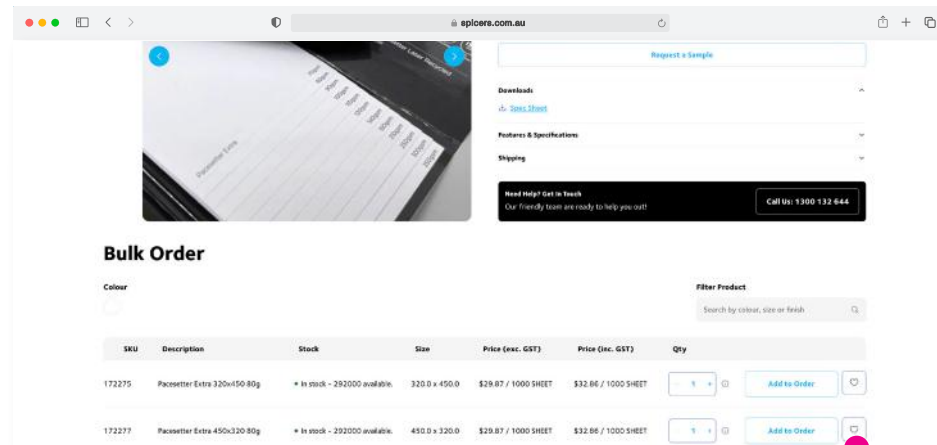
Click Complete Order.

A confirmation screen will appear followed by an Order confirmation email.



View Wishlist

Save to Wishlist



Save to Wishlist

Save to Wishlist

Create a personalised list of products to revisit or purchase in the future.

From a Product Page

1. Navigate to the desired product page.
2. Select any required product options, such as colour or size.
3. Click the Add to Wishlist button.

The product will be saved to your Wishlist for easy access later.

From the Bulk Order Section

1. Navigate to the product's Bulk Order section.
2. Locate the SKU you wish to save.
3. Click the Wishlist icon or button next to the SKU.

The selected SKU will be added to your Wishlist.

Viewing Your Wishlist

1. Click the Wishlist icon in the website header.
2. Review your saved products and SKUs.
3. Add items directly to your cart or remove them from your Wishlist as needed.

Quick order

Quick Order

How it works
This form is designed to allow you to enter multiple line items quickly. Simply enter all the SKUs you wish to order. When a SKU is recognised, you can select a sales unit and specify the desired quantity. When you are ready, click the "Add to Cart" button at the bottom to add the items to your basket and proceed to checkout.

Not familiar with our item codes?
No problem, the item codes can be found in all of the product detail pages in the online product catalog, where you can also add items to your basket.

SKU	Description	Price (inc. GST)	Unit	Qty	Add All to Cart
173172				Enter Quantity	Remove
173172	3M 10 year SAV U280nC SF GWGAR 13.71mm x 45.7m			Enter Quantity	Remove
Eg: 123456				Enter Quantity	Remove
Eg: 123456				Enter Quantity	Remove
Eg: 123456				Enter Quantity	Remove

Enter SKU

Enter qty

Save Time with Quick Order

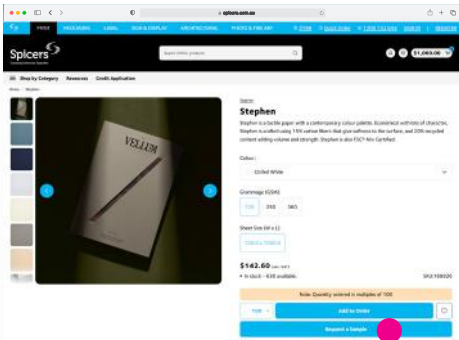
This form is designed to allow you to enter multiple line items quickly. Simply enter all the SKU's you wish to order. When a SKU is recognised, you can select a sales unit and specify the desired quantity. When you are ready, click the "Add to Cart" button at the bottom to add the items to your basket and proceed to checkout.

Steps:

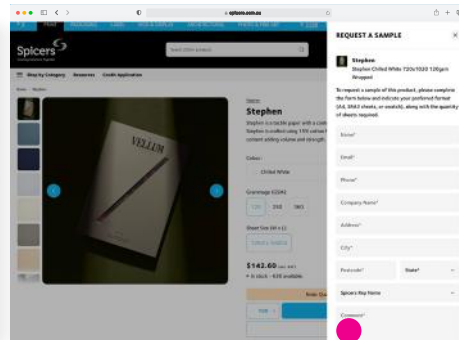
1. Navigate to Quick Order on the top main navigation.
2. Enter the SKU for each product.
3. Enter the required quantity.
4. Repeat for additional items as needed.
5. Click 'Add All to Cart' to add all items to your order.

Tip: Have your product SKUs ready to make ordering even faster.

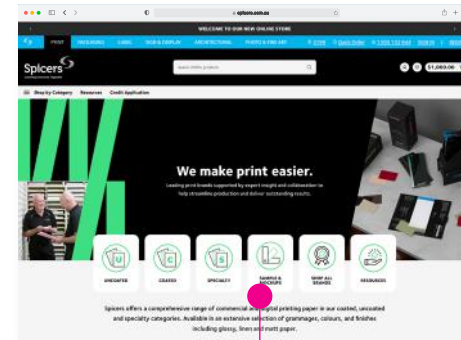
Samples & Mockups



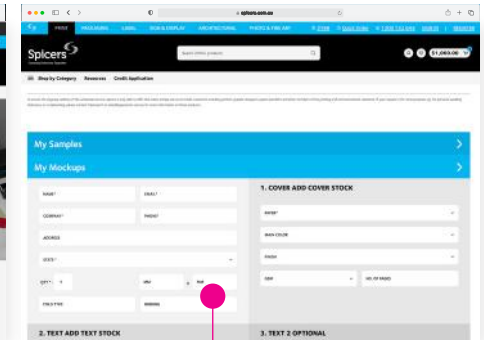
Product Page
Sample Request



Pop up Sample
Request Form



Mockups



Mockup Request
Form

Try before you specify

Not sure which stock is right for your next project?
Request samples directly through the site.
Browse, select and submit in one place,
and we'll get them to you.

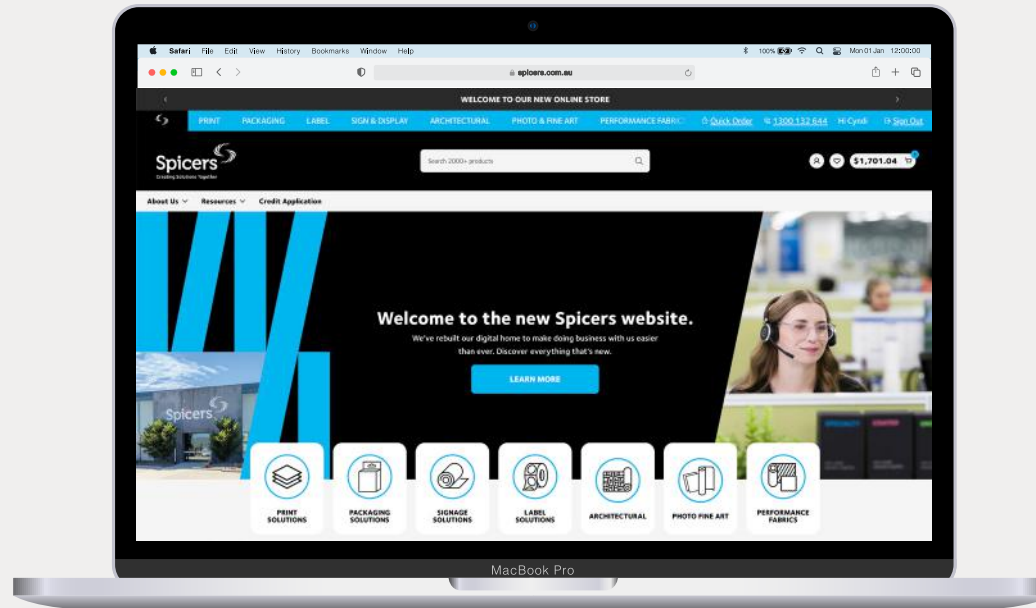
Samples

Samples can be requested directly from each product page via the sample request pop-up form.

Mockups


For paper products, both Samples and Mockups can be requested through the Samples & Mockups page.

Support & Assistance




Need a Hand? Let's Connect.

This is just the beginning. As we continue to evolve the site, your feedback is what shapes it. Get in touch, we're here to help.



1300 132 644
CALL OUR TEAM



EMAIL
CONTACT OUR DIGITAL TEAM




@SPICERSAUS
FOLLOW US



Contact us

If you have any enquiries, please feel free to contact us on any method below. Our friendly customer care team will get back to you as soon as possible.

 **1300 132 644**

 **info.mail@spicers.com.au**

 **spicers.com.au**