



NEWPOWER®

Touch The New World

**PRODUCT
CATALOGUE**

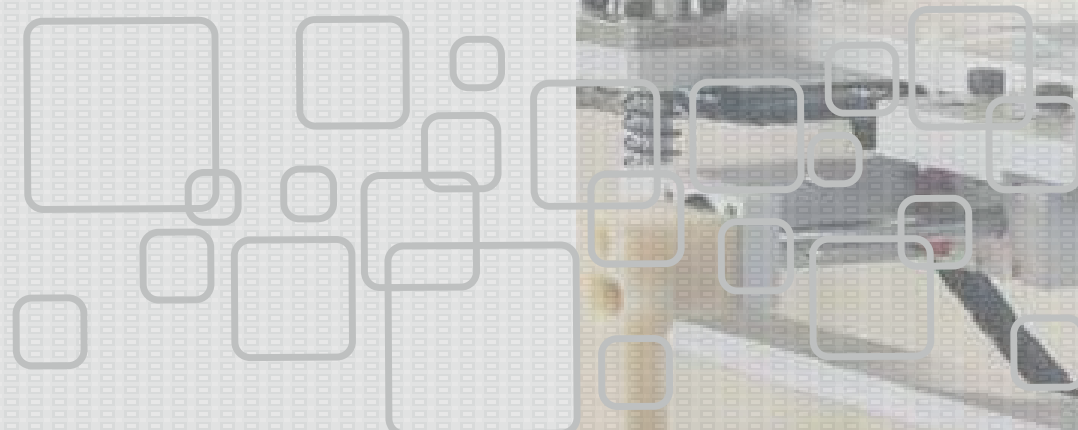


NEWPOWER Lighting is a leading supplier of LED lighting solutions for residential, commercial and industrial applications

Since :2007

CONTENTS

MAGNETIC LIGHT	6-7	SMART DOOR LOCK	102-103
WALLWASHER LIGHT	8-9	VENTILATION FAN	104-105
LINER LIGHT	10-30	INSECT KILLER	106-107
TRACK LIGHT	22-30	SWITCH & SOCKETS	108-117
DOWN LIGHT	31-37	ACCESSORIES	118-119
SPOT LIGHT	38-41	SENSOR	120-121
SURFACE LIGHT	42-49	FLOOR BOX	122-125
LED PANEL LIGHT	50-51	CIRCUIT BREAKER	126-127
CORRIDOR LIGHT	52-53	DISCONNECT SWITCH	128-128
LED MOVING TRACK LIGHT	54-55	EMERGENCY LIGHT	130-135
LED WALL LAMP	56-57	CABLES	136-141
GARDEN LIGHT	58-61	DOOR BELL	142-143
FLOOD LIGHT	62-63	TESTER PROFESSIONAL	144-147
LED HIGH BAY			
ANTI -GLARE LIGHT			
UP- DOWN			
GU10 LIGHT			
HOLDERS			
BULB LIGHT			
FILAMENT LIGHT			
LED TUBE			
LED STRIP LIGHT			





ABOUT US

QUALITY

NEWPOWER Lighting is fast becoming the preferred choice by electrical wholesalers, lighting retailers, electrical contractors and end users. As the smarter alternative in the SAUDI lighting industry, our products are built with a commitment to performance, reliability, and longevity. We achieve this through the use of high-quality materials, workmanship and proven components; like the light guide engineered into our Destiny Plus panels to deliver a lighter, brighter and stronger result. The manufacturing of our products takes place in our state-of-the-art production facility where we utilise a combination of hi-tech precision robotics and engineering to maintain the unsurpassed level of quality that our customers have come to know and expect.

INNOVATION

Innovation is continuous, which can quickly make existing technology obsolete. NEWPOWER Lighting plan for the future by heavily investing in our local and international engineering And R&D capabilities, enabling us to rapidly innovate through technology and simultaneously be more environmentally sustainable. Special product features like our Multi-Colour, Tri-Colour, and first-to-market Five-Colour offerings not only deliver choice and convenience to the installer, they also streamline production and inventory so that fewer variants are required to meet a broader range of needs. We understand that the user experience of our products is equally important, and that installation must be quick. To facilitate this and ensure efficient and hassle-free installation, clever features like tool-less end caps, twist-and-go positioning Plates are incorporated into our products.

CONVENIENCE

Switching to NEWPOWER Lighting is the smartest and easiest choice you'll make. As a trade partner, the breadth and depth of our offer gives us the ability to be a one stop supplier of LED lighting products. Backed by a very competent manufacturing capability with strong supply lines, we have the ability to consistently provide trusted products, technical knowledge and outstanding customer support. Put simply, we are easy to do business with. For an installer, our products are accessible through a comprehensive national network of distributors, electrical wholesalers, and lighting resellers that service residential, commercial, and industrial building industries. No matter how big or small, if your lighting project calls for high quality LED lighting, we have the solution.

MEGNETIC LIGHT



Magnetic Spot Light




Magnetic Linear Spot Light



Magnetic Linear Light

Driver for magnetic light  30000H Lifetime

ITEM NO.:	MODEL NO.:	SIZE:	POWER:
103135	SKY-K1-48V-100W	500*375*325mm	100WATT
103134	SKY-K1-48V-200W	500*420*325 mm	200WATT



Magnetic Linear Spot Light

MEGNETIC LIGHT



MAGNETIC LIGHT



ITEM NO: 1032125 - 103178



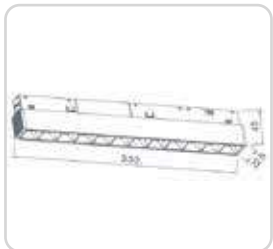
ITEM NO: 103126 - 103179



ITEM NO: 103127 - 103180



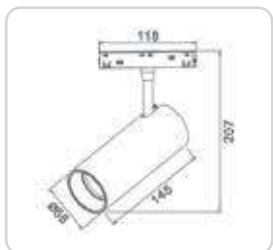
ITEM NO: 103128 - 103181



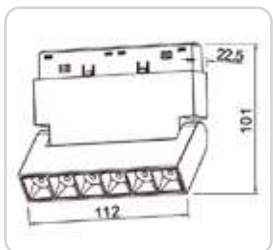
ITEM NO: 103129 - 103182



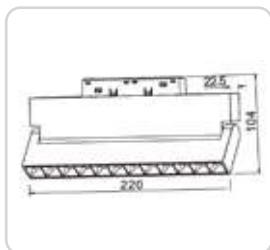
ITEM NO: 103130 - 103183



ITEM NO: 103131 - 103184



ITEM NO: 103132 - 103185

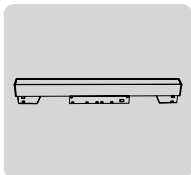


ITEM NO: 103133 - 103186

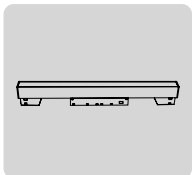
ITEM NO1 - CCT	COLOR	POWER	SIZE	ITEM NO2 - CCT
103125 - 3000K	BLACK	12 W	45*300*22.5 mm	103178 - 4000K
103126 - 3000K	BLACK	20 W	45*600*22.5 mm	103179 - 4000K
103127 - 3000K	BLACK	30 W	45*900*22.5 mm	103180 - 4000K
103128 - 3000K	BLACK	12 W	45*222*22.5 mm	103181 - 4000K
103129 - 3000K	BLACK	18 W	45*330*22.5 mm	103182 - 4000K
103130 - 3000K	BLACK	30 W	45*546*22.5 mm	103183 - 4000K
103131 - 3000K	BLACK	20 W	145*207*118 mm	103184 - 4000K
103132 - 3000K	BLACK	6 W	101*112*22.5 mm	103185 - 4000K
103133 - 3000K	BLACK	12 W	220*104*22.5 mm	103186 - 4000K

MEGNETIC LIGHT CLASSIC


ITEM NO1 - CCT	COLOR	POWER	SIZE	ITEM NO2 - CCT
103189 - 3000K	BLACK	12 W	44*300*22 mm	103190 - 4000K
103191 - 3000K	BLACK	20 W	44*600*22 mm	103192 - 4000K
103193 - 3000K	BLACK	30 W	44*900*22 mm	103194 - 4000K
103195 - 3000K	BLACK	12 W	44*219*22 mm	103196 - 4000K
103197 - 3000K	BLACK	20 W	44*326*22 mm	103198 - 4000K
103199 - 3000K	BLACK	30 W	44*540*22 mm	103200 - 4000K
103211 - 3000K	BLACK	20 W	55*110 mm	103213 - 4000K



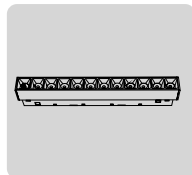
ITEM NO: 1032189 - 103190



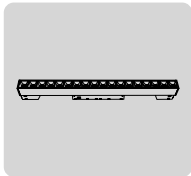
ITEM NO: 103191 - 103192



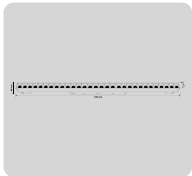
ITEM NO: 103193 - 103194



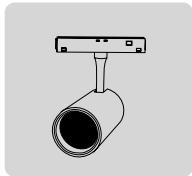
ITEM NO: 103195 - 103196



ITEM NO: 103197 - 103198



ITEM NO: 103199 - 103200



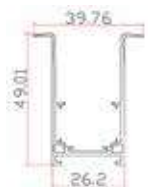
ITEM NO: 103211 - 103213



MEGNETIC LIGHT ACCESSORIES



MAGNETIC LIGHT



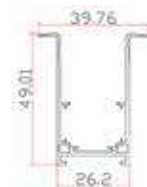
MEGNETIC TRACK 1m
ITEM NO: 103136



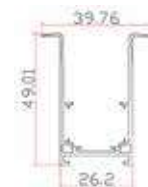
MEGNETIC TRACK 2m
ITEM NO: 103137



MEGNETIC TRACK 3m
ITEM NO: 103138



MEGNETIC TRACK 1m
ITEM NO: 103207



MEGNETIC TRACK 2m
ITEM NO: 103208



MEGNETIC TRACK 3m
ITEM NO: 103209



MEGNETIC TRACK 3m
ITEM NO: 103144



SPRING CLIP
ITEM NO: 103139



MEGNETIC CORNER T
ITEM NO: 103140



MEGNETIC CORNER X
ITEM NO: 103141



SHAPE POWER T
ITEM NO: 103142



SHAPE POWER X
ITEM NO: 103143



SPRING CLIP
ITEM NO: 103145



MEGNETIC CORNER
ITEM NO: 103146



MEGNETIC CORNER L
ITEM NO: 103147



MEGNETIC CORNER L
ITEM NO: 103148



SURFACE PC
ITEM NO: 103149



SHAPE POWER I
ITEM NO: 103150



SHAPE POWER L
ITEM NO: 103151



EXTERNAL CONNECTOR
ITEM NO: 103152



SPRING CLIP
ITEM NO: 103171

CONNECTABLE WALLWASHER LIGHT

ITEM NO	CCT	lumens	POWER	SIZE
106111	3000K	3600 lm	36 W	50*75*1000 mm
106112	RGB	420 lm	12 W	50*75*1000 mm
106140	4000K	3600 lm	36 W	50*75*1000 mm



ITEM NO: 106111



ITEM NO: 106112




ITEM NO: 106140

BEAM ANGLE 19*34°

LIFETIME 30000H

IP 65

 **30000H Lifetime**



WALLWASHER LIGHT



WALLWASHER LIGHT



ITEM NO: 106106



ITEM NO: 106107



ITEM NO: 106108



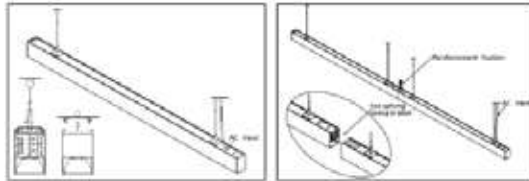
ITEM NO: 106109



ITEM NO: 106110

ITEM NO	CCT	lumens	POWER	SIZE
106106	3000K	1800 lm	18 W	50*75*500 mm
106107	3000K	3600 lm	36 W	50*75*1000 mm
106108	4000K	3600 lm	36 W	50*75*1000 mm
106109	RGB	420 lm	12 W	50*75*1000 mm
106110	3000K	7200 lm	72 W	50*75*1000 mm

CONNECTABLE LED LINEAR LIGHT



► **ACCESSORIES**



ITEM NO.: 107330
3000K



ITEM NO.: 107333
4000K



ITEM NO.: 107329
3000K



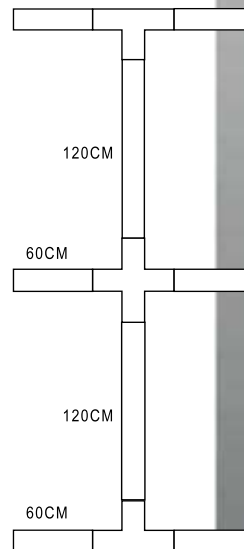
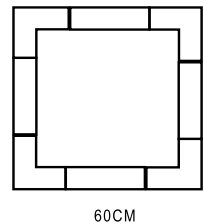
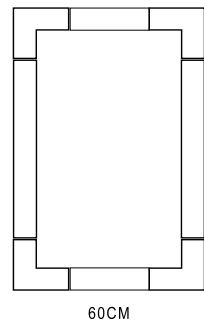
ITEM NO.: 107332
4000K



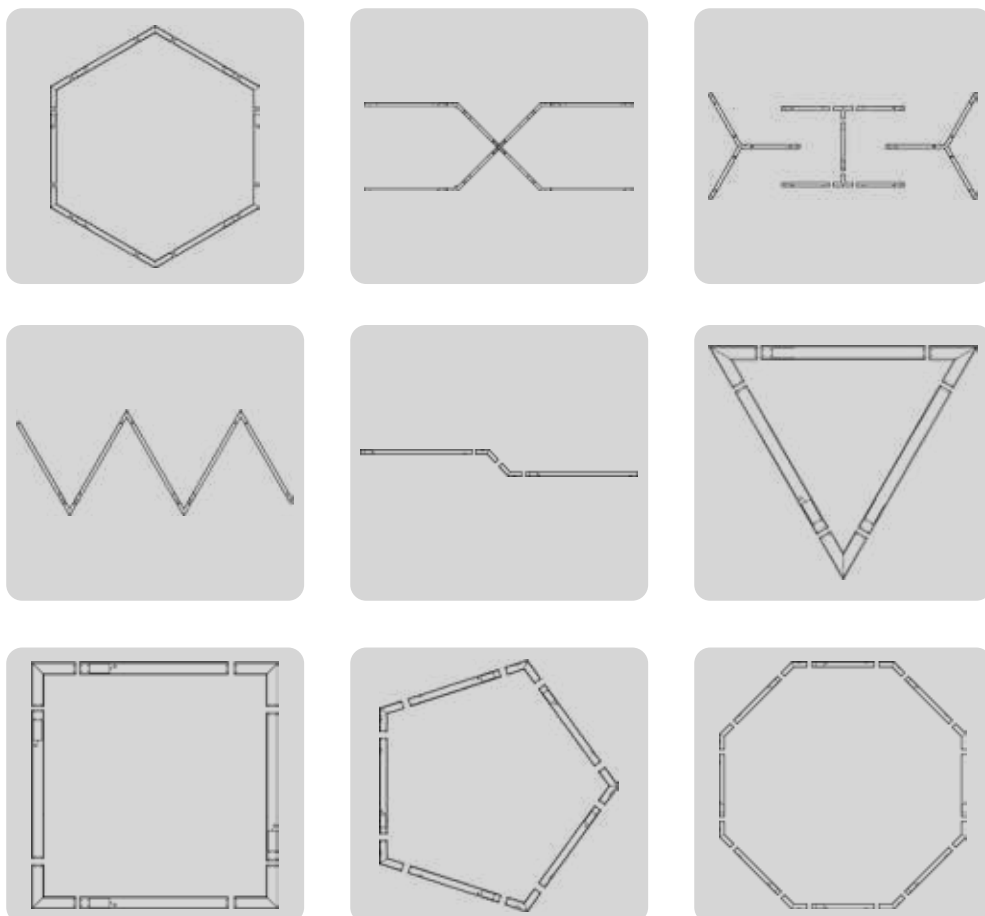
ITEM NO.: 107331
3000K - 4000K - 6500K



ITEM NO.: 107374
3000K - 4000K - 6500K



CONNECTABLE LED LINEAR LIGHT



DESCRIPTION	Item no	Body color	power	voltage	lumen Lm	BEAM Angle	color temp K	CRI Ra	DF	Life time	size
LINEAR LIGHT PENDANT	107321	Black	20	220-240V	2000lm	≥115°	3000-4000-6500k	≥80	≥0.9	50000H	600*50*75mm
LINEAR LIGHT PENDANT	107322	Black	40	220-240V	4400lm	≥115°	3000-4000-6500k	≥80	≥0.9	50000H	1200*75*50mm
LINEAR LIGHT PENDANT	107323	White	40	220-240V	4400lm	≥115°	3000-4000-6500k	≥80	≥0.9	50000H	1200*75*50mm
LINEAR LIGHT ANGLE L	107331	BLACK	8	220-240V	800lm	≥115°	3000-4000-6500k	≥80	≥0.9	50000H	150*150*75mm
LINEAR LIGHT ANGLE L	107328	WHITE	8	220-240V	800lm	≥115°	3000-4000-6500k	≥80	≥0.9	50000H	150*150*75mm
LINEAR LIGHT ANGLE X	107330	BLACK	15	220-240V	-	≥115°	3000K	≥80	≥0.9	50000H	750*260mm
LINEAR LIGHT ANGLE X	107333	BLACK	15	220-240V	-	≥115°	4000K	≥80	≥0.9	50000H	750*260mm
LINEAR LIGHT ANGLE X	107329	BLACK	12	220-240V	-	≥115°	3000K	≥80	≥0.9	50000H	75*266*116mm
LINEAR LIGHT ANGLE X	107332	BLACK	12	220-240V	-	≥115°	3000K	≥80	≥0.9	50000H	75*266*116mm
LINEAR LIGHT ANGLE X	107374	BLACK	8	220-240V	800lm	≥112°	6500K-4000K-3000K	≥80	≥0.9	50000H	145*75*265mm

No.	Accessories	Picture	No.	Accessories	Picture
1	Plastic expansion pipe		5	Lock nut	
2	Screw		7	Lock bolt	
3	Cylindrical bolt		8	Metal buckle	
4	Cylindrical nut		9	Connector 2	
5	Seizing wire		10	MS Screw	

The light source contained in this luminaire shall only be replaced by the manufacturer or his service agent or a similar qualified person.

If the external flexible cable of this luminaire is damaged, it shall be exclusively replaced by the manufacturer or his service agent or a similar qualified person in order to avoid a hazard.

Terminal block not included. Installation may require advice from a qualified person.

LED LINEAR LIGHT

LED

FEATURES

- ▶ Save Energy
- ▶ LONGEVITY
- ▶ Beautiful, Comfortable Light
- ▶ Ultra-Efficient LED Lighting
- ▶ ECO-FRIENDLY

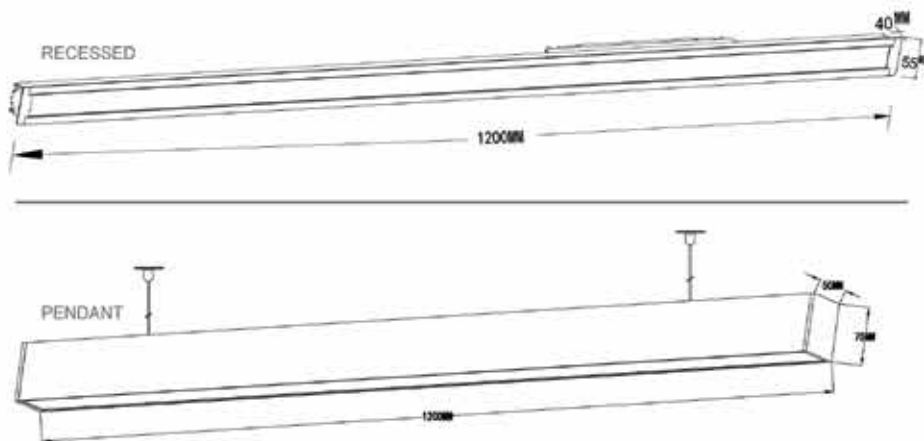
Suggested installation areas



LED LINEAR LIGHT



LED LINEAR LIGHT



RECESSED

Name	ITEM NO	Color	POWER	Lumen	BEAM Angle	Voltage	Color Temp	CRI Ra	DF	Life time	Size
LINEAR LIGHT RECESSED	107324	Black	30W	3000lm	±30°	220-240 v	3000-4000-6500k	≥80	≥0.9	50000H	1200*50*30mm
LINEAR LIGHT RECESSED	107325	White	30W	3000lm	±30°	220-240 v	3000-4000-6500k	≥80	≥0.9	50000H	1200*50*30mm
LINEAR LIGHT RECESSED	107326	Black	40W	4000lm	±110°	220-240 v	3000-4000-6500k	≥90	≥0.9	50000H	1200*70*35mm
LINEAR LIGHT RECESSED	107327	White	40W	4000lm	±110°	220-240 v	3000-4000-6500k	≥90	≥0.9	50000H	1200*70*35mm

Super protection:

It is made of very safe materials,
so it is environmentally friendly
Provides flexibility in installation
and ease of installation

- LED Ship **50000H Lifetime**



LED LINEAR LIGHT

LED

40 WATT

30000 H - 120 CM

FEATURES

- ▶ Energy Savings
- ▶ Eco-Friendly
- ▶ High Brightness
- ▶ Flexible Features
- ▶ Lights Up Instantly

- ▶ Less Heat Dissipation
- ▶ Shock-Resistant
- ▶ LED Ship

 **30000H Lifetime**

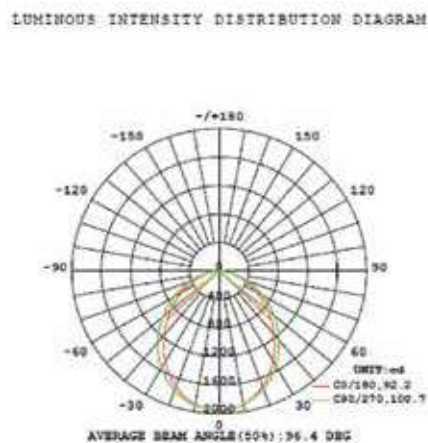
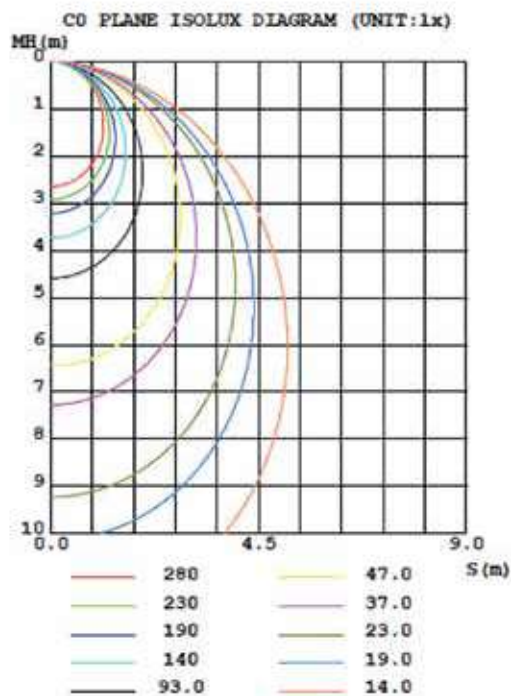
Suggested installation areas



LED LINEAR LIGHT



LED LINEAR LIGHT



ITEM NO	NAME	COLOR	CCT	POWER	LUMENS
107178	LINER LIGHT DOP	BLACK ANTI-GLARE	3000K	40 W	3880 lm
107179	LINER LIGHT DOP	BLACK ANTI-GLARE	4000K	40 W	4000 lm
107180	LINER LIGHT	WHITE ANTI-GLARE	3000K	40 W	3880 lm
107181	LINER LIGHT	BLACK ANTI-GLARE	4000K	40 W	4000 lm
107182	LINER LIGHT	BLACK	3000K	40 W	4600 lm
107183	LINER LIGHT	BLACK	4000K	40 W	4750 lm
107184	LINER LIGHT	GOLD	3000K	40 W	4600 lm
107185	LINER LIGHT	GOLD	4000K	40 W	4720 lm
107226	LINER LIGHT	MATT SILVER	3000K	40 W	4600 lm
107227	LINER LIGHT	MATT SILVER	4000K	40 W	4720 lm
107360	LINER LIGHT DOP	BLACK	3000K	40 W	4600 lm
107361	LINER LIGHT DOP	BLACK	4000K	40 W	4720 lm


LED LINEAR WALL LAMP

LED

FEATURES

- ▶ Energy Savings
 - ▶ Eco-Friendly
 - ▶ High Brightness
 - ▶ Flexible Features
 - ▶ Lights Up Instantly
- ▶ Less Heat Dissipation
 - ▶ Shock-Resistant
 - ▶ LED Chip
-  **30000H Lifetime**

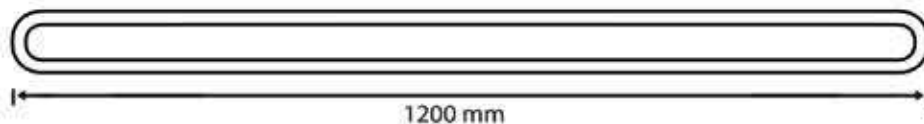
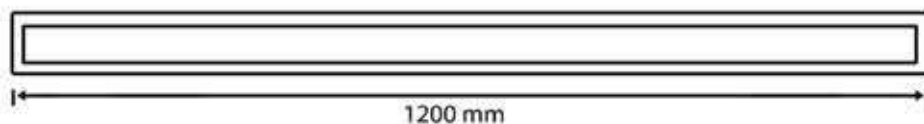
Suggested installation areas



LED LINEAR WALL LAMP



LINEAR LED WALL LAMP



Outdoor Long Strip Modern LED Wall Lighting, Elegant Frosted White Acrylic, Black Aluminum Body

IP 65 Waterproof Anti Rust.

Name	ITEM NO	POWER	Color	Voltage	Lumen Lm	Color Temp	BEAM Angle	CRI Ra	Life time	Size
Linear Wall Light - RD	108038	15W	BLACK	100-240 v	900 lm	3000k	≥120°	≥80	30000H	600*80*40mm
Linear Wall Light - RD	108039	30W	BLACK	100-240 v	1800 lm	3000k	≥120°	≥80	30000H	120*80*40mm
Linear Wall Light - SQ	108040	15W	BLACK	100-240 v	900 lm	3000k	≥120°	≥80	30000H	600*80*40mm
Linear Wall Light - SQ	108041	30W	BLACK	100-240 v	1800 lm	3000k	≥120°	≥80	30000H	120*80*40mm

Super protection:

It is made of very safe materials, so it is environmentally friendly
Provides flexibility in installation and ease of installation

- LED Ship

LED LINEAR LIGHT

FORTE

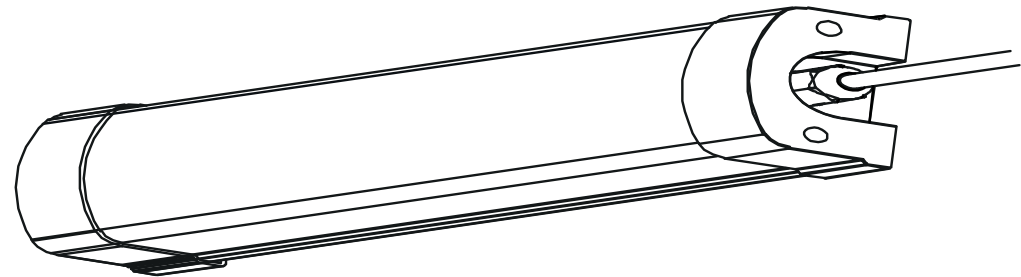
IP65

FEATURES

- ▶ Save Energy
- ▶ LONGEVITY
- ▶ Beautiful, Comfortable Light
- ▶ Ultra-Efficient LED Lighting
- ▶ ECO-FRIENDLY

TECHNICAL DETAILS

- ▶ IP 65
- ▶ Input Voltage 220-110V
- ▶ Frequency 60/50Hz
- ▶ Life Time 30000



Suggested installation areas



 **30000H Lifetime**

LED LINEAR LIGHT

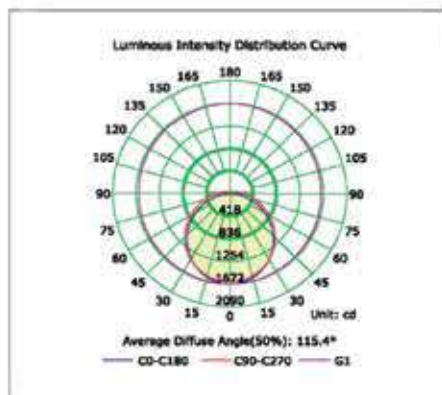
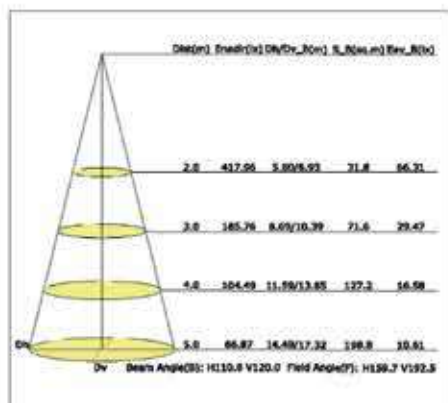


LED LINEAR LIGHT



Item code	Power	Voltage	Lumen(max)	Beam Angle	Color temp(K)	CRI/Ra	PF	Life Time	Size
108034	60 w	240-220	6000 lm	110°	6500	>80	0.9	30000	120 CM
108035	60 w	240-220	5500 lm	110°	3000	>80	0.9	30000	120 CM
108036	60 w	240-220	5800 lm	110°	4000	>80	0.9	30000	120 CM

Photometric curve



Super protection:

It is made of very safe materials, so it is environmentally friendly. Provides flexibility in installation and ease of installation.

LED LINEAR LIGHT

LED

CAUTIONS

- ▶ A warning if the lamp cannot be dimmed or can be dimmed only on specific dimmers; in the latter case, a list of compatible dimmers shall be also provided on the manufacturer's website

ENVIRONMENTAL REQUIREMENT

Stating all hazardous material contained in the lamp/luminaire, as relevant

Suggested installation areas



Apartment Supermarket Retail Store Office Hotel School Hospital




LED LINEAR LIGHT



LED WALL LAMP



NAME	ITEM NO	POWER	LUMEN	BEAM ANGLE	VOLTAGE	Lm/W	COLOR TEMP	CRI Ra	DF	LIFE TIME	SIZE
LINEAR LIGHT	108048	80W	6400lm	≥120°	220-240V	80	6500K	≥80	≥0.9	25000H	1200*70*42mm
LINEAR LIGHT	108049	80W	6400lm	≥120°	220-240V	80	4000K	≥80	≥0.9	25000H	1200*70*42mm
LINEAR LIGHT	108050	80W	6400lm	≥120°	220-240V	80	3000K	≥80	≥0.9	25000H	1200*70*42mm
LINEAR LIGHT	103120	60W	5400lm	≥120°	220-240V	90	6500K	≥80	≥0.9	25000H	1200*55*40mm
LINEAR LIGHT	103121	60W	5400lm	≥120°	220-240V	90	4000K	≥80	≥0.9	25000H	1200*55*40mm
LINEAR LIGHT	103122	60W	5400lm	≥120°	220-240V	90	3000K	≥80	≥0.9	25000H	1200*55*40mm
LINEAR LIGHT	103123	30W	3000lm	≥120°	220-240V	100	6500K	≥80	≥0.9	25000H	600*55*40mm
LINEAR LIGHT	103124	30W	3000lm	≥120°	220-240V	100	4000K	≥80	≥0.9	25000H	600*55*40mm



80 watt
ENERGY SAVING



Lifetime 25000H



60 watt
ENERGY SAVING
Lifetime 25000H

30 watt
ENERGY SAVING
Lifetime 25000H

LED TRACK LIGHT

ACCESSORIES

INSTRUCTIVE :

Please read the following instructions applicable to this models.

Accessory for interior use to superpose on ceiling

Accessory for

Use with LED Lamp MAX 190 W

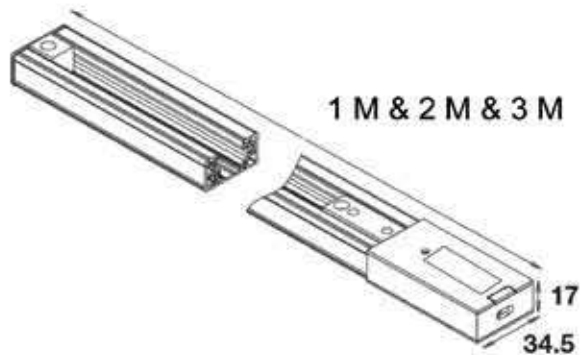
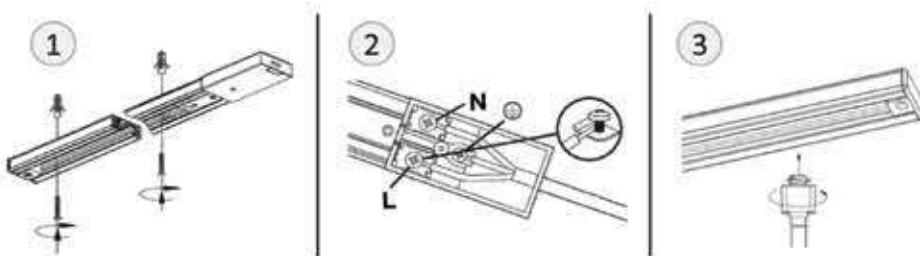
 **30000H Lifetime**



LED TRACK LIGHT



TRACK LIGHT STREAM



MODEL NO	Product Name	Color	installation
114036	Track light rail, 1 meter	white	apparent
114037	single track light base	white	-
114038	Track light rail, 1.5 meter	white	apparent
114039	Track light rail, 2 meter	white	apparent
114040	Track light rail, 1 meter	white	apparent
114041	Track Light Single Base	Black	-
114042	Track light rail, 1.5 meter	Black	apparent
114043	Track light rail, 2 meter	Black	apparent
114044	Connector left between 2 meters	white	I
114045	Leaving connection between 2 meters	white	corner
114046	Leaving connection between 2 meters	white	T
114047	Connector between two meters	white	X
114048	Connection left between 2 meters with a white spring	white	Flexible I
114049	Leaving connection between 2 meters	Black	I
114050	Connection left between 2 meters	Black	corner
114051	Leaving connection between , 2 meter	Black	T
114052	Leaving connection between 2 meters	Black	X
114053	Connection left between 2 meters with a black spring	Black	Flexible I
114095	Track light rail, 3 meter	Black	apparent
114096	Track light rail, 2 meter	Black	inside
114097	Track light rail, 1 meter	Black	inside

LED TRACK LIGHT

ANTI - GLARE LED

FEATURES

- ▶ Energy Savings
 - ▶ Eco-Friendly
 - ▶ High Brightness
 - ▶ Flexible Features
 - ▶ Lights Up Instantly
- ▶ Less Heat Dissipation
 - ▶ Shock-Resistant
 - ▶ LED Strip

 **30000H Lifetime**


Suggested installation areas



LED TRACK LIGHT



LINEAR LED TRACK LIGHT ANTI - GLARE



MODEL NO	Product Name
103085	LinearTrack Light Anti-glare Black Body 27cm 10w 3000K
103086	LinearTrack Light Anti-glare Black Body 27cm 10w 4000K
103087	LinearTrack Light Anti-glare Black Body 40cm 20w 3000K
103088	LinearTrack Light Anti-glare Black Body 40cm 20w 4000K
103089	LinearTrack Light Anti-glare Black Body 53cm 30w 3000K
103090	LinearTrack Light Anti-glare Black Body 53cm 30w 4000K




LED TRACK LIGHT

SMD
LED

FEATURES

- ▶ Energy Savings
 - ▶ Eco-Friendly
 - ▶ High Brightness
 - ▶ Flexible Features
 - ▶ Lights Up Instantly
- ▶ Less Heat Dissipation
 - ▶ Shock-Resistant
 - ▶ LED Chip
-  **30000H Lifetime**

Suggested installation areas



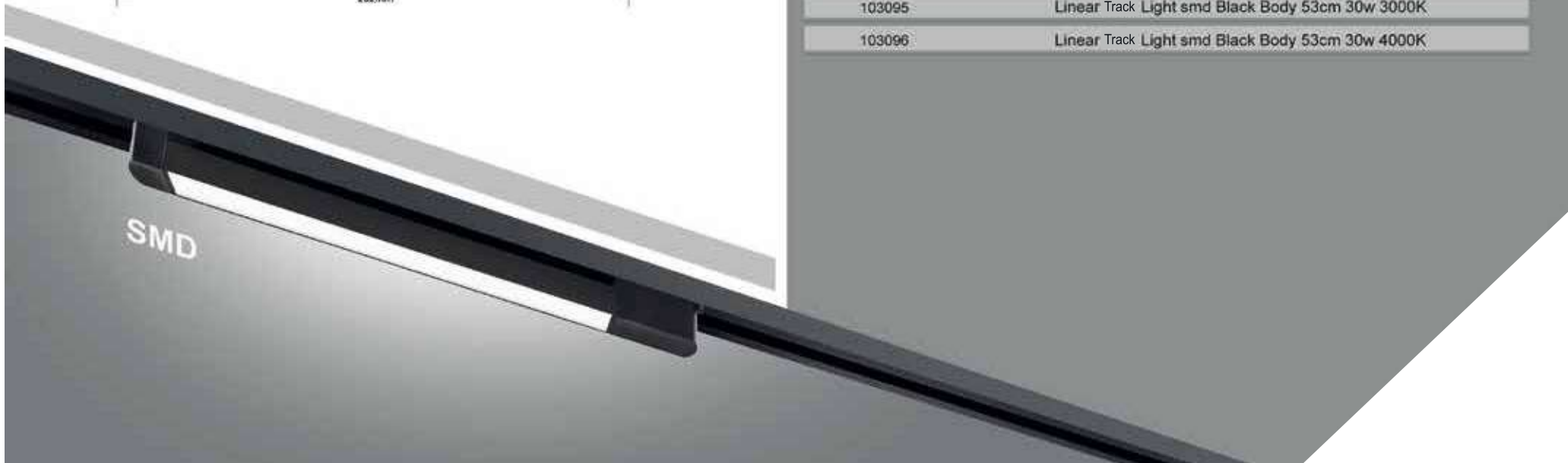
LED TRACK LIGHT



LINEAR LED TRACK LIGHT SMD



MODEL NO	Product Name
103091	Linear Track Light smd Black Body 27cm 10w 3000K
103092	Linear Track Light smd Black Body 27cm 10w 4000K
103093	Linear Track Light smd Black Body 40cm 20w 3000K
103094	Linear Track Light smd Black Body 40cm 20w 4000K
103095	Linear Track Light smd Black Body 53cm 30w 3000K
103096	Linear Track Light smd Black Body 53cm 30w 4000K



LED TRACK LIGHT

LED

FEATURES

- ▶ Save Energy
- ▶ LONGEVITY
- ▶ Beautiful, Comfortable Light
- ▶ Ultra-Efficient LED Lighting
- ▶ ECO-FRIENDLY

BEAM ANGLE	24°
VOLTAGE	100-240V
IP	20
CRI	≥ 80
LIFE TIME	30000H

 **30000H Lifetime**



LED TRACK LIGHT



BULB LED

MODEL NO	NAME	EXTERIOR COLOR	POWER	COLOR TEMP	LUMENS
102061	TRACK LIGHT	WHITE	20W	6500K	1720Lm
102062	TRACK LIGHT	WHITE	20W	3000K	1720Lm
102063	TRACK LIGHT	WHITE	20W	4000K	1720Lm
102064	TRACK LIGHT	WHITE	30W	6500K	2850Lm
102065	TRACK LIGHT	WHITE	30W	3000K	2655Lm
102066	TRACK LIGHT	WHITE	30W	4000K	2850Lm
102067	TRACK LIGHT	WHITE	40W	6500K	3800Lm
102068	TRACK LIGHT	WHITE	40W	3000K	3200Lm
102069	TRACK LIGHT	WHITE	40W	4000K	3600Lm
102073	TRACK LIGHT	BLACK	20W	6500K	1720Lm
102074	TRACK LIGHT	BLACK	20W	3000K	1720Lm
102075	TRACK LIGHT	BLACK	20W	4000K	1720Lm
102076	TRACK LIGHT	BLACK	30W	6500K	2850Lm
102077	TRACK LIGHT	BLACK	30W	3000K	2655Lm
102078	TRACK LIGHT	BLACK	30W	4000K	2850Lm
102079	TRACK LIGHT	BLACK	40W	6500K	3800Lm
102080	TRACK LIGHT	BLACK	40W	3000K	3200Lm
102081	TRACK LIGHT	BLACK	40W	4000K	3600Lm

Model no	Product Name	Exterior Color	lens	size	Power	IP
107174	Track Light / cylinder	WHITE	black	7cm*10cm	GU10	20
107342	Track Light / cylinder -Aluminium	BLACK	black	30 CM	GU11	20
107343	Track Light / cylinder Acrylic	BLACK	black	55*110 CM	GU12	20
107344	Track Light / cylinder Acrylic	WHITE	black	55*110 CM	GU13	20
107345	Track Light / cylinder	BLACK	black	60*120 CM	GU14	20
107346	Track Light / cylinder	WHITE	black	60*120 CM	GU15	20
107347	Track Light / cylinder	BLACK	GOLDEN	55*135 CM	GU16	20



LED LINEAR SPOT LIGHT

LED

FEATURES

- ▶ Save Energy
- ▶ LONGEVITY
- ▶ Beautiful, Comfortable Light
- ▶ Ultra-Efficient LED Lighting
- ▶ ECO-FRIENDLY

 **50000H Lifetime**

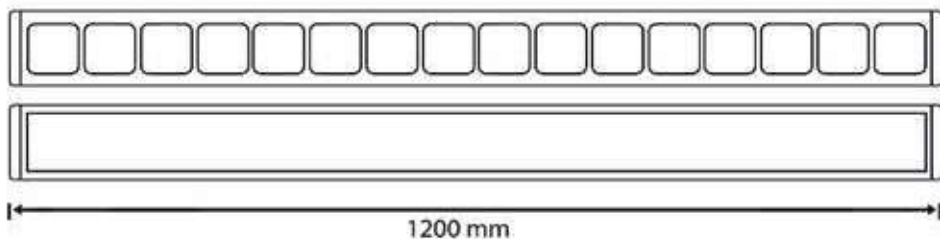
Suggested installation areas



LED LINEAR SPOT LIGHT



LINEAR LED SPOT LIGHT



Name	ITEM NO	POWER	Color	Voltage	Lumen	lm	Color Temp	CRI Ra	Life time	Size
SPOT LINEAR LIGHT SMD	103068	7 W	BLACK	100-220 v	575 lm	3000	4000/6500k	≥80	50000H	147*47*58mm
SPOT LINEAR LIGHT SMD	103069	12 W	BLACK	100-220 v	1100 lm	3000	4000/6500k	≥80	50000H	280*47*58mm
SPOT LINEAR LIGHT SMD	103070	18 W	BLACK	100-220 v	1700 lm	3000	4000/6500k	≥80	50000H	413*47*58mm
SPOT LINEAR LIGHT SMD	103071	36 W	BLACK	100-220 v	3250 lm	3000	4000/6500k	≥80	50000H	679*47*58mm
SPOT LINEAR LIGHT ANTI-GLARE	103072	7 W	BLACK	100-220 v	575 lm	3000	4000/6500k	≥80	50000H	147*47*58mm
SPOT LINEAR LIGHT ANTI-GLARE	103073	12 W	BLACK	100-220 v	1100 lm	3000	4000/6500k	≥80	50000H	280*47*58mm
SPOT LINEAR LIGHT ANTI-GLARE	103074	18 W	BLACK	100-220 v	1700 lm	3000	4000/6500k	≥80	50000H	413*47*58mm
SPOT LINEAR LIGHT ANTI-GLARE	103075	36 W	BLACK	100-220 v	3250 lm	3000	4000/6500k	≥80	50000H	679*47*58mm

Super protection:

It is made of very safe materials, so it is environmentally friendly. Provides flexibility in installation and ease of installation.

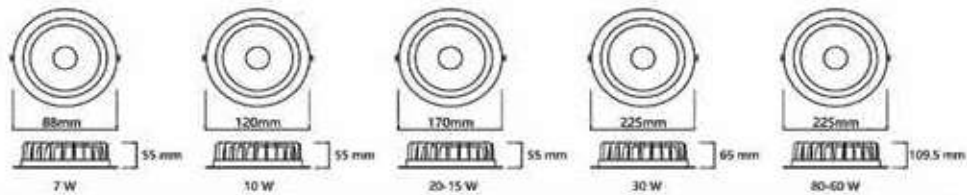
- LED Ship



DOWN LIGHT

COB

FORTE



Item code	Power	Voltage	Lumen(max)	Beam Angle	Color temp(K)	CRIRa	DF	Life Time	Size	Cut out
102037	7	240 - 100	580 lm	30°	6500	≥ 80	0.9	30000	55 * 88 mm	65 mm
102049	7	240 - 100	570 lm	30°	4000	≥ 80	0.9	30000	55 * 88 mm	65 mm
102038	7	240 - 100	560 lm	30°	3000	≥ 80	0.9	30000	55 * 88 mm	65 mm
102041	10	240 - 100	930 lm	36°	6500	≥ 80	0.9	30000	55 * 120 mm	88 mm
102051	10	240 - 100	880 lm	36°	4000	≥ 80	0.9	30000	55 * 120 mm	88 mm
102042	10	240 - 100	870 lm	36°	3000	≥ 80	0.9	30000	55 * 120 mm	88 mm
102043	15	240 - 100	1740 lm	48°	6500	≥ 80	0.9	30000	55 * 170 mm	140 mm
102052	15	240 - 100	1700 lm	48°	4000	≥ 80	0.9	30000	55 * 170 mm	140 mm
102044	15	240 - 100	1620 lm	48°	3000	≥ 80	0.9	30000	55 * 170 mm	140 mm
102045	20	240 - 100	2150 lm	48°	6500	≥ 80	0.9	30000	55 * 170 mm	140 mm
102046	20	240 - 100	2000 lm	48°	3000	≥ 80	0.9	30000	55 * 170 mm	140 mm
102047	30	240 - 100	3200 lm	100°	6500	≥ 80	0.9	30000	65 * 225 mm	200 mm
102054	30	240 - 100	3050 lm	100°	4000	≥ 80	0.9	30000	65 * 225 mm	200 mm
102048	30	240 - 100	3000 lm	100°	3000	≥ 80	0.9	30000	65 * 225 mm	200 mm
102020	60	240 - 100	6000 lm	65°	6500	≥ 80	0.9	30000	109.5 * 225 mm	200 mm
102021	60	240 - 100	5300 lm	65°	3000	≥ 80	0.9	30000	109.5 * 225 mm	200 mm
102022	80	240 - 100	7200 lm	65°	6500	≥ 80	0.9	30000	109.5 * 225 mm	200 mm



DOWN LIGHT

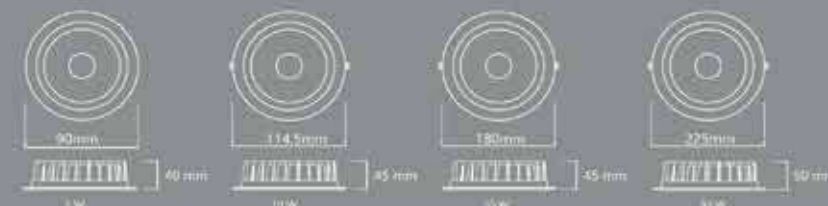


SMD

FORTE



SMD



Item code	Power	Voltage	Lumen(max)	BeamAngle	Color temp(K)	CRI/Ra	DF	LifeTime	Size	Cut out
103005	7	240-100	560lm	105	6500	≥80	0.9	30000	40*90mm	65mm
103006	7	240-100	545lm	105	3000	≥80	0.9	30000	40*90mm	65mm
103007	10	240-100	880lm	110	6500	≥80	0.9	30000	45*114.5mm	90mm
103008	10	240-100	850lm	110	3000	≥80	0.9	30000	45*114.5mm	90mm
103011	20	240-100	2050lm	110	6500	≥80	0.9	30000	45*180mm	145mm
103012	20	240-100	2000lm	110	3000	≥80	0.9	30000	45*180mm	145mm
103013	30	240-100	2955lm	109	6500	≥80	0.9	30000	50*225mm	200mm
103014	30	240-100	2944lm	109	3000	≥80	0.9	30000	50*225mm	200mm

Application

- Office
- Restaurant
- Shopping Mall
- Hotel
- Home

Technical Details

- Built-in power
- SASO , RoHS approved
- No flickering , No RF interference
- Super bright and Luminous sur face is much wider

DOWN LIGHT

LED **ECONOMIC** COB

FEATURES

- ▶ Save Energy
- ▶ LONGEVITY
- ▶ Beautiful, Comfortable Light
- ▶ Ultra-Efficient LED Lighting
- ▶ ECO-FRIENDLY

 **20000H Lifetime**

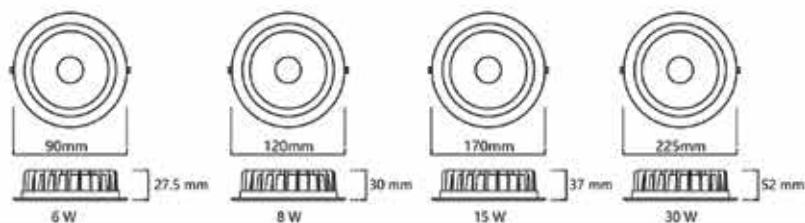
Suggested installation areas



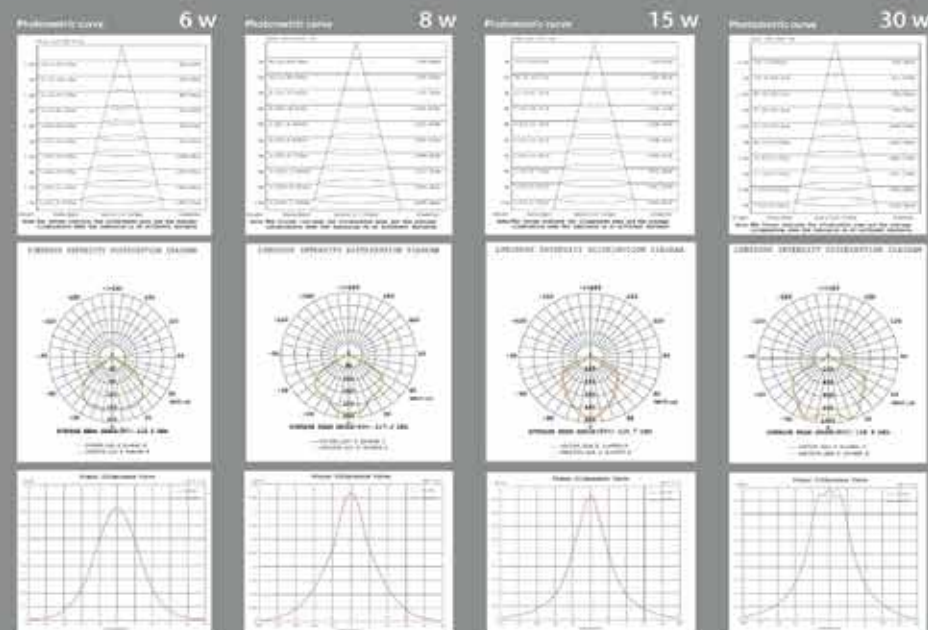
DOWN LIGHT



DOWN LIGHT COB



Item code	Power	Voltage	Lumen(max)	Beam Angle	Color temp(K)	CRI/Ra	DF	Life Time	Size	Cut out
103040	6	240-220	450lm	120°	6500	≥80	0.9	20000	27.5*90mm	70mm
103042	6	240-220	450lm	120	4000	≥80	0.9	20000	27.5*90mm	70mm
103041	6	240-220	450lm	120	3000	≥80	0.9	20000	27.5*90mm	70mm
103043	8	240-220	600lm	120	6500	>80	0.9	20000	30*120mm	100mm
103045	8	240-220	600lm	120	4000	≥80	0.9	20000	30*120mm	100mm
103044	8	240-220	600lm	120	3000	≥80	0.9	20000	30*120mm	100mm
103046	15	240-220	1200lm	120	6500	≥80	0.9	20000	37*170mm	140mm
103048	15	240-220	1200lm	120	4000	>80	0.9	20000	37*170mm	140mm
103047	15	240-220	1200lm	120	3000	≥80	0.9	20000	37*170mm	140mm
103049	30	240-220	2400lm	120	6500	>80	0.9	20000	52*225mm	200mm
103050	30	240-220	2400lm	120	3000	≥80	0.9	20000	52*225mm	200mm
103051	30	240-220	2400lm	120	4000	≥80	0.9	20000	52*225mm	200mm



Super protection:
 It is made of very safe materials,
 so it is environmentally friendly
 Provides flexibility in installation
 and ease of installation

DOWN LIGHT

LED **ECONOMIC**

SMD

FEATURES

- ▶ Save Energy
- ▶ LONGEVITY
- ▶ Beautiful, Comfortable Light
- ▶ Ultra-Efficient LED Lighting
- ▶ ECO-FRIENDLY

 **25000H Lifetime**

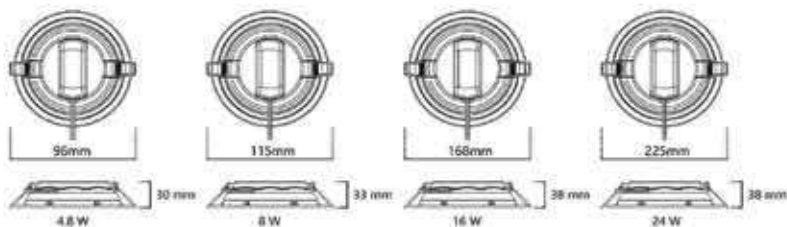
Suggested installation areas



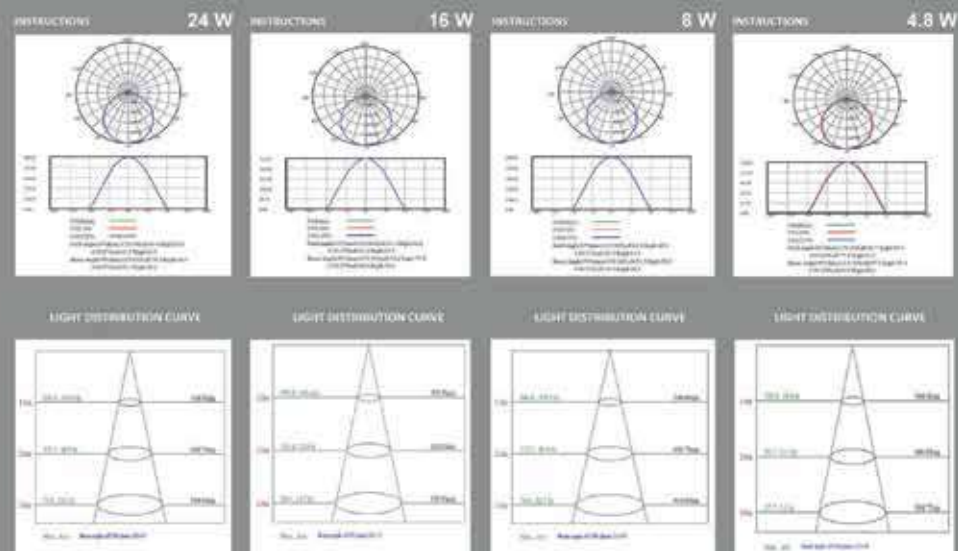
DOWN LIGHT



DOWN LIGHT SMD



ITEM NO	Power	Voltage	Lumen(max)	Beam Angle	CCT	CRI/Ra	DF	Life Time	Size	Cutout
103028	4.8	220-240	440 lm	100°	6500K	≥80	0.8	25000	30*90 mm	70 mm
103029	4.8	220-240	410 lm	100°	3000K	≥80	0.8	25000	30*90 mm	70 mm
103030	4.8	220-240	440 lm	100°	4000K	≥80	0.8	25000	30*90 mm	70 mm
103031	8	220-240	640 lm	100°	6500K	≥80	0.8	25000	33*115 mm	95 mm
103032	8	220-240	600 lm	100°	3000K	≥80	0.8	25000	33*115 mm	95 mm
103033	8	220-240	640 lm	100°	4000K	≥80	0.8	25000	33*115 mm	95 mm
103034	16	220-240	1300 lm	100°	6500K	≥80	0.8	25000	38*165 mm	139 mm
103035	16	220-240	1200 lm	100°	3000K	≥80	0.8	25000	38*165 mm	139 mm
103036	16	220-240	1300 lm	100°	4000K	≥80	0.8	25000	38*165 mm	139 mm
103037	24	220-240	2000 lm	100°	6500K	≥80	0.9	25000	38*225 mm	200 mm
103038	24	220-240	1900 lm	100°	3000K	≥80	0.9	25000	38*225 mm	200 mm
103039	24	220-240	2000 lm	100°	4000K	≥80	0.9	25000	38*225 mm	200 mm



DOWN LIGHT

LED COB

ITEM NO	POWER	Color	Voltage	Lumen Lm	Color Temp	CRI Ra	Life time	Size
102085	7 W	WHITE	100-240 v	600 lm	6500 k	≥80	30000H	95*55MM
102086	7 W	WHITE	100-240 v	530 lm	3000 k	≥80	30000H	95*55MM
102087	7 W	WHITE	100-240 v	575 lm	4000 k	≥80	30000H	95*55MM
102088	12 W	WHITE	100-240 v	1032 lm	6500 k	≥80	30000H	120*55mm
102089	12 W	WHITE	100-240 v	900 lm	3000 k	≥80	30000H	120*55mm
102090	12 W	WHITE	100-240 v	996 lm	4000 k	≥80	30000H	120*55mm
102091	15 W	WHITE	100-240 v	1515 lm	6500 k	≥80	30000H	170*42mm
102092	15 W	WHITE	100-240 v	1320 lm	3000 k	≥80	30000H	170*42mm
102093	15 W	WHITE	100-240 v	1455 lm	4000 k	≥80	30000H	170*42mm
102094	30 W	WHITE	100-240 v	2965 lm	6500 k	≥80	30000H	225*51mm
102095	30 W	WHITE	100-240 v	2610 lm	3000 k	≥80	30000H	225*51mm
102096	30 W	WHITE	100-240 v	2910 lm	3001 k	≥80	30000H	225*51mm
102097	60 W	WHITE	100-240 v	6900 lm	6500 k	≥80	30000H	230*111mm



DOWN LIGHT
ENERGY SAVING



DOWN LIGHT



DOWN LIGHT

LED

COB

FEATURES

- ▶ Energy Savings
- ▶ Eco-Friendly
- ▶ High Brightness
- ▶ Flexible Features
- ▶ Lights Up Instantly
- ▶ Less Heat Dissipation
- ▶ Shock-Resistant

Suggested installation areas



ITEM NO	POWER	Color	Voltage	Lumen Lm	Color Temp	CRI Ra	Life time	Size
102098	60 W	WHITE	100-240 v	6840 lm	3000 k	≥80	30000H	230*111mm
102099	60 W	WHITE	100-240 v	6900 lm	4000 k	≥80	30000H	230*111mm
102100	7 W	BLACK	100-240 v	530 lm	3000 k	≥80	30000H	95*55MM
102102	7 W	BLACK	100-240 v	575 lm	4000 k	≥80	30000H	95*55MM
102103	12 W	BLACK	100-240 v	1032 lm	6500 k	≥80	30000H	120*55mm
102104	12 W	BLACK	100-240 v	900 lm	3000 k	≥80	30000H	120*55mm
102105	12 W	BLACK	100-240 v	996 lm	4000 k	≥80	30000H	120*55mm
102106	15 W	BLACK	100-240 v	1515 lm	6500 k	≥80	30000H	170*42mm
102107	15 W	BLACK	100-240 v	1515 lm	6500 k	≥80	30000H	170*42mm
102108	15 W	BLACK	100-240 v	1455 lm	4000 k	≥80	30000H	170*42mm
102109	30 W	BLACK	100-240 v	2965 lm	6500 k	≥80	30000H	225*51mm
102110	30 W	BLACK	100-240 v	2610 lm	3000 k	≥80	30000H	225*51mm
102111	30 W	BLACK	100-240 v	2910 lm	4000 k	≥80	30000H	225*51mm

LED SPOT LIGHT

LED

FEATURES

- ▶ Save Energy:
- ▶ LONGEVITY:
- ▶ Beautiful, Comfortable Light
- ▶ Ultra-Efficient LED Lighting
- ▶ ECO-FRIENDLY

 **30000H Lifetime**

Suggested installation areas



LED SPOT LIGHT

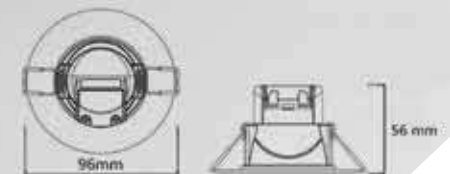


LED SPOT

MODEL NO	EXTERIOR COLOR	POWER	COLOR TEMP	LUMENS	BEAM ANGLE
103001	WHITE	5W	6500K	400Lm	35°
103002	WHITE	5W	3000K	400Lm	35°
103026	WHITE	7W	6500K	560Lm	36°
103027	WHITE	7W	3000K	560Lm	36°
103064	WHITE	7W	4000K	560Lm	36°
103061	BLACK	7W	6500K	560Lm	36°
103062	BLACK	7W	3000K	560Lm	36°
103063	BLACK	7W	4000K	560Lm	36°



SIZE	56*96MM
VOLTAGE	100-240V
DF	0.7 - 0.5
CRI	≥ 80
LIFE TIME	30000H



LED SPOT LIGHT

MOVING ANTI-GLARE

RECESSED

FEATURES

- ▶ Save Energy:
- ▶ LONGEVITY:
- ▶ Beautiful, Comfortable Light
- ▶ Ultra-Efficient LED Lighting
- ▶ ECO-FRIENDLY

Suggested installation areas




LED SPOT LIGHT

NEWPOWER®



MOVING ANTI-GLARE

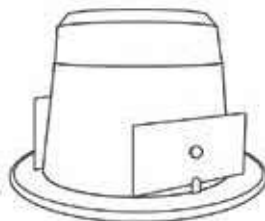
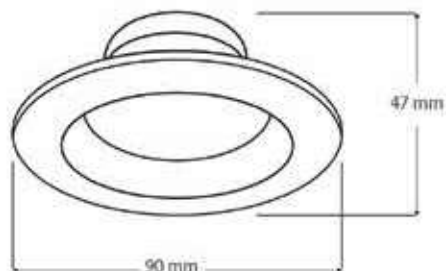
Name	ITEM NO.	POWER	Body Color	Voltage	Lumen	lm	Color Temp.	CRI Ra	Size
LED Spot Downlight Anti-glare RECESSED / moving	103102	7 W	BLACK	100-220 v	525 lm		6600K	≥80	90*47mm
LED Spot Downlight Anti-glare RECESSED / moving	103104	7 W	BLACK	100-220 v	525 lm		4000K	≥80	90*47mm
LED Spot Downlight Anti-glare RECESSED / moving	103105	7 W	BLACK	100-220 v	525 lm		3000K	≥80	90*47mm
LED Spot Downlight Anti-glare RECESSED / moving	103105	7 W	WHITE	100-220 v	525 lm		6600K	≥80	90*47mm
LED Spot Downlight Anti-glare RECESSED / moving	103107	7 W	WHITE	100-220 v	525 lm		4000K	≥80	90*47mm
LED Spot Downlight Anti-glare RECESSED / moving	103106	7 W	WHITE	100-220 v	525 lm		3000K	≥80	90*47mm
LED Spot Downlight Anti-glare RECESSED / moving	103108	7 W	WHITE/BLACK	100-220 v	525 lm		6600K	≥80	90*47mm
LED Spot Downlight Anti-glare RECESSED / moving	103110	7 W	WHITE/BLACK	100-220 v	525 lm		4000K	≥80	90*47mm
LED Spot Downlight Anti-glare RECESSED / moving	103109	7 W	WHITE/BLACK	100-220 v	525 lm		3000K	≥80	90*47mm



7 Watt
ENERGY SAVING



Lifetime 15000 H




LED SPOT LIGHT ANTI-GLARE

ITEM NO	COLOR	POWER	LUMEN	CCT	LIFETIME
103156	WHITE	10 W	800 lm	6500K	15000H
103157	WHITE	10 W	800 lm	3000K	15000H
103158	WHITE	10 W	800 lm	4000K	15000H
103162	WHITE	15 W	1200 lm	6500K	15000H
103163	WHITE	15 W	1200 lm	3000K	15000H
103164	WHITE	15 W	1200 lm	4000K	15000H
103168	WHITE	30 W	2400 lm	6500K	15000H
103169	WHITE	30 W	2400 lm	3000K	15000H
103170	WHITE	30 W	2400 lm	4000K	15000H



LED SPOT LIGHT ANTI-GLARE

NEWPOWER®



The ANTI-GLARE downlight series is designed to deliver efficient and visually comfortable indoor lighting by minimizing direct glare and reflections. These fixtures feature a modern, clean design that blends aesthetics with performance, making them ideal for offices, homes, showrooms, and any environment where reduced eye strain is essential.

They provide smooth and uniform light distribution and come in a range of sizes and color temperatures to suit various needs. Built with high-quality materials, they ensure durability and long-lasting reliability.



ITEM NO	COLOR	POWER	LUMEN	CCT	LIFETIME
103153	BLACK	10 W	800 lm	6500K	15000H
103154	BLACK	10 W	800 lm	3000K	15000H
103155	BLACK	10 W	800 lm	4000K	15000H
103159	BLACK	15 W	1200 lm	6500K	15000H
103160	BLACK	15 W	1200 lm	3000K	15000H
103161	BLACK	15 W	1200 lm	4000K	15000H
103165	BLACK	30 W	2400 lm	6500K	15000H
103166	BLACK	30 W	2400 lm	3000K	15000H
103167	BLACK	30 W	2400 lm	4000K	15000H

SURFACE LIGHT

LED SMD

FEATURES

- ▶ Save Energy
- ▶ LONGEVITY
- ▶ Beautiful, Comfortable Light
- ▶ Ultra-Efficient LED Lighting
- ▶ ECO-FRIENDLY

BEAM ANGLE	100
VOLTAGE	100-240V
DF	0.9
CRI	80
LIFE TIME	20000H

 **20000H Lifetime**


Suggested installation areas



Apartment Supermarket Retail Store Office Hotel School Hospital



SURFACE LIGHT



MODEL NO	POWER	EXTERIOR COLOR	COLOR TEMP	LUMENS
101058	22W	WHITE	6500K	1760LM
101059	22W	WHITE	3000K	1680LM
101061	30W	WHITE	6500K	2700LM
101062	30W	WHITE	3000K	2550LM
101068	22W	BALCK	6500K	1760LM
101069	22W	BALCK	3000K	1680LM
101070	30W	BALCK	6500K	2700LM
101071	30W	BALCK	3000K	2550LM

SURFACE LIGHT

LED COP

APPLICATION

- ▶ Office
- ▶ Restaurant
- ▶ Shopping Mall
- ▶ Hotel
- ▶ Home

BEAM ANGLE	120
VOLTAGE	100-240V
DF	0.9
CRI	80
LIFE TIME	20000H


 20000H Lifetime



SURFACE LIGHT

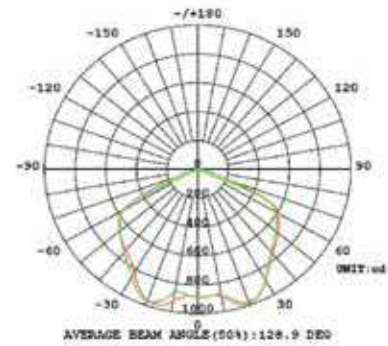


LED SMD




Note: The Curves indicate the illuminated area and the average illumination when the luminaire is at different distance.

LUMINOUS INTENSITY DISTRIBUTION DIAGRAM



MODEL NO.	POWER	EXTERIOR COLOR	COLOR TEMP	LUMENS
103052	30W	WHITE	6500K	2400LM
103053	30W	WHITE	3000K	2400LM
103054	30W	WHITE	4000K	2400LM
103065	30W	BALCK	6500K	2400LM
103066	30W	BALCK	3000K	2400LM
103067	30W	BALCK	4000K	2400LM

Super protection:
It is made of very safe materials,
so it is environmentally friendly
Provides flexibility in installation
and ease of installation.



SURFACE LIGHT

Name	ITEM NO.	POWER	Color	Voltage	Lumen (lm)	Color Temp.	BEAM Angle	CRI Ra	Life time	Size
LED SURFACE MOUNTED LUMINAIRE ACRYLIC	103097	30W	White	170-220v	2400 lm	6500k	≥120°	≥80	25000H	380*110mm
LED SURFACE MOUNTED LUMINAIRE ACRYLIC	103098	30W	White	170-220v	2400 lm	4000k	≥120°	≥80	25000H	380*110mm
LED SURFACE MOUNTED LUMINAIRE ACRYLIC	103099	30W	White	170-220v	2400 lm	3000k	≥120°	≥80	25000H	380*110mm
ACRYLIC ACCESSORY RING	103100		White							
ACRYLIC ACCESSORY RING	103101		Black							



30 watt
ENERGY SAVING

 **Lifetime
25000 H**

Suggested installation areas

-  Apartment
-  Supermarket
-  Retail Store
-  Office
-  Hotel
-  School
-  Hospital

SURFACE LIGHT



LED SURFACE MOUNTED LUMINAIRE ACRYLIC

1 Installation Steps

1. Turn OFF power then remove the cover of the ceiling lamp.

2. Put the lamp base against the ceiling and mark the installation holes for the tox.

For concrete ceiling installation


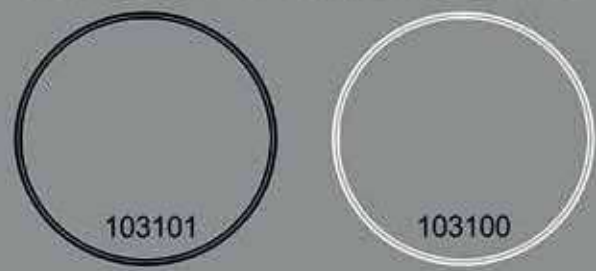
3. Drill holes on the ceiling and insert tox into the holes.

4. Blue Wire: AC Line 1
Red Wire: AC Line 2

5. Secure the ceiling lamp base with the screw to the ceiling.

6. Put the cover back and turn ON the power.

Two colors of ring accessories



- Life Hours : 25,000 Hours
- Operating Voltage : 170-240V AC 50/60Hz
- CRI : 80
- Beam Angle : 180°

IP20

LED PANEL LIGHT

40

WATT

PHILIPS DRIVER

. LED DRIVER

- Brand name; PHILIPS
- Model number; ED-SC II 38W950I 220-240V
- Country of origin; CHINA
- Rated voltage and rated frequency; 220-240V, 50/60Hz
- Rated efficiency >90%
- Rated input power (Watt); 38W
- Rated power factor.0.9
- Ta: -20..45 °C Tc: 90 °C

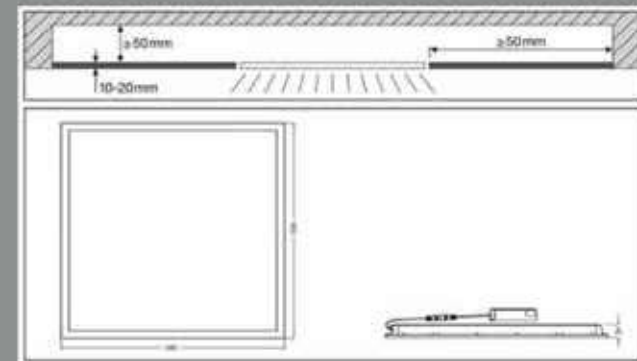


BACK LIGHT
TECHNOLOGY

LED PANEL LIGHT



ITEM NO	CCT	lumens	POWER	SIZE
101072	6500K	4000 lm	40 W	595*595 mm
101073	3000K	3700 lm	40 W	595*595 mm
101074	4000K	4000 lm	40 W	595*595 mm



LIFETIME **BEAM Angle** **IP**
50000H **120°** **20**



50000H Lifetime

FEATURES

- ▶ Save Energy
- ▶ LONGEVITY
- ▶ Beautiful, Comfortable Light
- ▶ Ultra-Efficient LED Lighting
- ▶ ECO-FRIENDLY

APPLICATION

- ▶ Office
- ▶ Restaurant
- ▶ Shopping Mall
- ▶ Hotel



ITEM NO	CCT	lumens	POWER	SIZE
101075	6500K	7100 lm	72 W	595*595*32 mm
101076	3000K	7100 lm	72 W	595*595*32 mm
101077	4000K	7100 lm	72 W	595*595*32 mm

72
WATT

NOBOMBS® LED Power Supply

Model: ZF-NEH040S0900FFH

Constant Current Type for LED Modules only

Un: 220-240V~	Prated: 36W
In: 0.19A	Output: 24-40V ---
Freq: 50/60Hz	Uout: Max 55V ---
PF: 0.9	Iout: 900mA

ta:45°C tc:85°C

Rated Efficiency > 90%



BACK LIGHT
TECHNOLOGY

LED PANEL LIGHT



ITEM NO	CCT	lumens	POWER	SIZE
101078	6500K	10500 lm	100 W	595*595*32 mm
101079	6500K	10500 lm	100 W	595*595*25 mm

100
WATT

NOBOMBS[®] LED Power Supply

Model: NEH050S1200FFH

Constant Current Type for LED Modules only

Un: 220-240V~	Prated: 50W
In: 0.25 A	Output: 24-40V ---
Freq: 50/60Hz	Uout: Max 55V ---
PF: 0.9	Iout: 1200mA

ta:45°C tc:85°C


Rated Efficiency > 90%



BACK LIGHT
TECHNOLOGY

LED CORRIDOOR LIGHT

9 watt
ENERGY SAVING
Lifetime
30000H



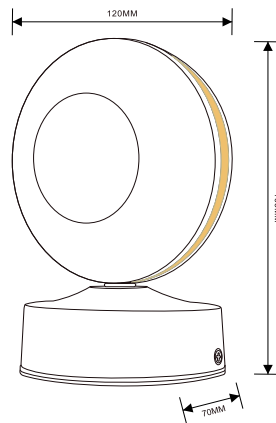
LED CORRIDOOR LIGHT



INSTALLATION IN A DISH



DECORATIVE EXTERNAL INSTALLATION



BEAM ANGLE 2*230°

LIFETIME 30000H

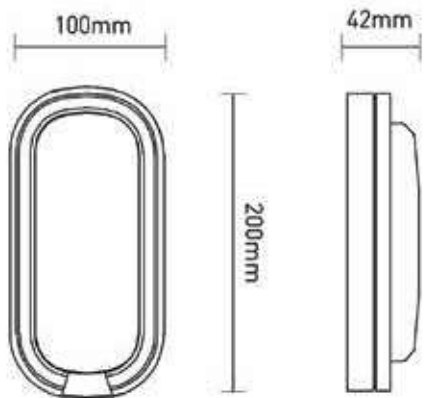
IP 65

ITEM NO	COLOR	CCT	lumens	POWER	SIZE
115039	WHITE	3000K	800 lm	9 W	120*70*165 mm
115040	BLACK	3000K	800 lm	9 W	120*70*165 mm



LED WALL LAMP

Name	ITEM NO	POWER	Color	Voltage	Lumen /lm	Color Temp	BEAM Angle	CRI Ra	Life time	Size
LED WALL LAMP	103111	15 W	BLACK	170-220 v	1200 lm	6500K	≥120°	≥80	25000H	100*200mm
LED WALL LAMP	103112	15 W	BLACK	170-220 v	1200 lm	4000K	≥120°	≥80	25000H	100*200mm
LED WALL LAMP	103113	15 W	BLACK	170-220 v	1200 lm	3000K	≥120°	≥80	25000H	100*200mm
LED WALL LAMP	103114	20 W	BLACK	170-220 v	1600 lm	6500K	≥120°	≥80	25000H	100*200mm
LED WALL LAMP	103115	20 W	BLACK	170-220 v	1600 lm	4000K	≥120°	≥80	25000H	100*200mm
LED WALL LAMP	103116	20 W	BLACK	170-220 v	1600 lm	3000K	≥120°	≥80	25000H	100*200mm
LED WALL LAMP	103117	20 W	WHITE	170-220 v	1600 lm	6500K	≥120°	≥80	25000H	100*200mm
LED WALL LAMP	103118	20 W	WHITE	170-220 v	1600 lm	4000K	≥120°	≥80	25000H	100*200mm
LED WALL LAMP	103119	20 W	WHITE	170-220 v	1600 lm	3000K	≥120°	≥80	25000H	100*200mm



20 Watt
ENERGY SAVING
Lifetime 25000 H

OutDOOR
IP 65
CRI Ra ≥ 80
7500 X
SIZE 100X200




WALL LAMP



IP
65

20 Watt
ENERGY SAVING
Lifetime
25000 H



ITEM NO: 103210



ITEM NO: 103172



ITEM NO: 103173



ITEM NO: 103174



ITEM NO: 103175



ITEM NO: 103176



ITEM NO: 103177

ITEM NO	MATERIAL	POWER	LUMEN	CCT	SIZE
103210	PLASTIC	20 W	1600 lm	3000K	221*53 mm
103172	PLASTIC	20 W	1600 lm	3000K	221*53 mm
103173	PLASTIC	20 W	1600 lm	3000K	221*53 mm
103174	PLASTIC	20 W	1600 lm	4000K	110*90*240 mm
103175	PLASTIC	20 W	1600 lm	3000K	110*90*240 mm
103176	PLASTIC	20 W	1600 lm	4000K	150*45*200 mm
103177	PLASTIC	20 W	1600 lm	3000K	150*45*200 mm

LED GARDEN LIGHT

ITEM NO	MATERIAL	IP	LAMP TYPE	SIZE
115130	PLASTIC	IP65	GU10	60*100 mm
115131	ALUMINUM	IP65	GU10	70*150 mm
115132	ALUMINUM	IP65	GU10	60*150*300 mm
115133	PLASTIC	IP65	GU10	67*93*288 mm
115135	ALUMINUM	IP65	GU10	85*140*330 mm



ITEM NO: 106130



ITEM NO: 106133



ITEM NO: 106135



LED GARDEN LIGHT

NEWPOWER®



LED GARDEN LIGHT

7 WATT

15 WATT

15 WATT



LED Garden LIGHT

It is made of high-quality components, It has a very high degree of protection **IP65**, providing protection against the ingress of dust and water jets.

It shines with light of neutral - the most universal colour .

Narrow beam angle gives directional light so that selected surfaces can be better exposed.

EACH BOX CONTAINS TWO PIECES

Item No	Power	Voltage	Lumen(max)	Color temp(K)	CRI
106096	7w	100-240v	483 lu/w	3000k	≥ 80
106097	7w	100-240v	260 lu/w	8400k	-
106098	15w	100-240v	1425 lu/w	3000k	≥ 80
106099	15w	100-240v	790 lu/w	8400k	-
106100	30w	100-240v	3000 lu/w	3000k	≥ 80
106101	30w	100-240v	3000 lu/w	8400k	-

IP65

 **30000H Lifetime**

LED GARDEN LIGHT

LED COB

PRODUCT BENEFITS

- ▶ Visual comfort with maximum energy saving.
- ▶ Minimalist design with optimum performance.
- ▶ Quick & simple installation.
- ▶ Flexible deployment options with a wide spectrum of applications.

IP65



LED GARDEN LIGHT



LED
1200
LUMENS



LED BEAM LIGHT



Material



Rated lumens	330 Lm
Beam Angle	5°
Color temperature	3000 k

10 Watt
ENERGY SAVING
 Lifetime
20000 H


LED FLOOD LIGHT

ITEM NO	POWER	CCT	LUMEN	VOLTAGE	PF	LIFETIME	Ra	BEEM ANGLE
106056	10 W	6500K	1100 lm	220-240V	>0.9	30000H	≥80	110
106057	10 W	3000K	956 lm	220-240V	>0.9	30000H	≥80	110
106058	10 W	4000K	1050 lm	220-240V	>0.9	30000H	≥80	110
106059	30 W	6500K	3300 lm	220-240V	>0.9	30000H	≥80	110
106060	30 W	3000K	3180 lm	220-240V	>0.9	30000H	≥80	110
106061	30 W	4000K	3150 lm	220-240V	>0.9	30000H	≥80	110
106062	50 W	6500K	5250 lm	220-240V	>0.9	30000H	≥80	110
106063	50 W	3000K	5000 lm	220-240V	>0.9	30000H	≥80	110
106064	50 W	4000K	5250 lm	220-240V	>0.9	30000H	≥80	110
106065	100 W	6500K	10200 lm	220-240V	>0.9	30000H	≥80	110
106066	100 W	3000K	10200 lm	220-240V	>0.9	30000H	≥80	110
106067	100 W	4000K	10090 lm	220-240V	>0.9	30000H	≥80	110
106068	150 W	6500K	15300 lm	220-240V	>0.9	30000H	≥80	110
106069	150 W	3000K	15300 lm	220-240V	>0.9	30000H	≥80	110
106070	150 W	4000K	16140 lm	220-240V	>0.9	30000H	≥80	110
106071	200 W	6500K	20400 lm	220-240V	>0.9	30000H	≥80	110
106072	200 W	3000K	20180 lm	220-240V	>0.9	30000H	≥80	110
106073	200 W	4000K	21530 lm	220-240V	>0.9	30000H	≥80	110
106074	300 W	6500K	34500 lm	100-240V	>0.9	30000H	≥80	100
106076	400 W	6500K	46000 lm	100-240V	>0.9	30000H	≥80	105



LED FLOOD LIGHT

NEWPOWER®



ITEM NO	POWER	CCT	LUMEN	VOLTAGE	PF	LIFETIME	Ra	BEEM ANGLE
106080	10 W	6500K	1100 lm	220-240V	>0.9	30000H	≥80	110
106081	10 W	3000K	956 lm	220-240V	>0.9	30000H	≥80	110
106082	10 W	4000K	1050 lm	220-240V	>0.9	30000H	≥80	110
106083	30 W	6500K	3300 lm	220-240V	>0.9	30000H	≥80	110
106084	30 W	3000K	3180 lm	220-240V	>0.9	30000H	≥80	110
106089	50 W	4000K	3150 lm	220-240V	>0.9	30000H	≥80	110
106090	50 W	6500K	5250 lm	220-240V	>0.9	30000H	≥80	110
106093	200 W	3000K	5000 lm	220-240V	>0.9	30000H	≥80	110
114135	رمح برجكتور طول 15.5 سم							
114136	رمح برجكتور طول 21 سم							



LED GARDEN LIGHT

ITEM NO	POWER	CCT	LUMEN	VOLTAGE	IP	LIFETIME	ANGLE	Ra	SIZE
106078	200 W	4000K	27000 lm	220-240V	IP65	30000H	90	≥80	386*180 mm
106094	100 W	6500K	12500 lm	220-240V	IP65	50000H	90	≥80	290*150 mm
106115	100 W	6500K	12500 lm	220-240V	IP65	50000H	90	≥80	290*150 mm
106116	150 W	6500K	21000 lm	220-240V	IP65	50000H	90	≥80	340*135 mm
106117	200 W	6500K	28000 lm	220-240V	IP65	50000H	90	≥80	386*180mm


FEATURES

- ▶ Save Energy:
- ▶ LONGEVITY:
- ▶ Beautiful, Comfortable Light
- ▶ Ultra-Efficient LED Lighting
- ▶ ECO-FRIENDLY

APPLICATION

- ▶ Shops
- ▶ Garden
- ▶ Farmer
- ▶ Warehouse

 **30000H Lifetime**

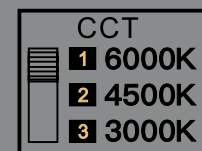
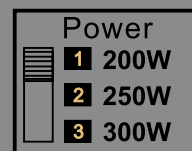
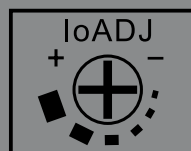


LED HIGH BAY



ITEM NO	POWER	CCT	LUMEN	VOLTAGE	IP	LIFETIME	ANGLE	Ra	SIZE
106127	100 W	4000K	11300 lm	220-240V	IP65	30000H	110	≥80	240*83 mm
106128	150 W	4000K	16900 lm	220-240V	IP65	30000H	110	≥80	285*83 mm
106129	200 W	4000K	22600 lm	220-240V	IP65	30000H	110	≥80	315*83 mm
106137	100 W	6500K	11300 lm	220-240V	IP65	30000H	110	≥80	240*83 mm
106138	150 W	6500K	16900 lm	220-240V	IP65	30000H	110	≥80	285*83 mm
106139	200 W	6500K	22600 lm	220-240V	IP65	30000H	110	≥80	315*83 mm

ITEM NO	POWER	LUMEN	VOLTAGE	IP	LIFETIME	ANGLE	Ra	SIZE
106134	MAX 300 W	36000 lm	100-240V	IP65	50000H	90	≥80	383*125 mm



LED STREET LIGHT

ITEM NO	BODY COLOR	SIZE	POWER	CCT	LUMINOUS
106105	GRAY	500*375*325mm	200WATT	4000K	30000lm
106104	GRAY	500*375*325mm	200WATT	3000K	30000lm
106103	GRAY	500*375*325mm	200WATT	6500K	30000lm

30000Lm

Body Color: Grey

ENERGY SAVING

Lifetime 50000H


100-277V 50/60Hz



-
-
-
- IK08
IK08
- Max. 50°C
Min. -40°C
-
-
-
- R&TTE
860MHZ
5mW>
- 100V
277V
- 50Hz
60Hz

LED COURTYARD LIGHT

NEWPOWER®



200 watt

 **Lifetime
30000H**

ITEM NO	CCT	LUMEN	VOLTAGE	ANGLE	SIZE
106122	6500K	23600 lm	100-240V	105	480*47*220 mm
106123	3000K	23600 lm	100-240V	105	480*47*220 mm
106124	4000K	23600 lm	100-240V	105	480*47*220 mm



SPOT LIGHT

ANTI - GLARE ALUMINUM FRAME



ITEM NO: 107187
BLACK - BLACK



ITEM NO: 107186
WHITE - BLACK




ITEM NO: 107188
BLACK - SMOKED

DIMENSION : 7cm \varnothing



ANTI-GLARE HOLDER



ALUMINUM FRAME



What is Anti-Glare Light?

Anti-glare light is designed for people who are sensitive to bright lights. It provides gentle lighting that makes it easier for your eyes to adjust and concentrate on reading or something else. The anti-glare allows you to see things clearly without hurting your eyes because of the intense light being shone at them from a screen.

LED TYPE : FOR GU 10
HOLE SIZE : 80-75 MM
DIMENSION : 90X29 MM



ANTI-GLARE PC



GU10

RECESSED FRAMES ARE MADE OF TOP QUALITY POLYCARBONATE .
ITS WHITE COLOR IS GIVEN BY ITS OWN RAW MATERIAL OR SPOILED NOT BE SCRATCHED OR SPOILED OR TURN YELLOW EASILY.

SPOT LIGHT

	ITEM No	PICTURE	DESCRIPTION
1	107306		White Anti-Glare IP65
2	107307		Black Anti-Glare IP65
3	107308		Anti-glare blank white black 14 cm lamp AR111
4	107309		Anti-glare blank black 14 cm bulb AR111
5	107232		Spot Anti-Glare Aluminum Blank 7cm Black Black Classic 2
6	107233		Spot Anti-Glare Aluminum Blank 7cm White White Classic 2

7	107234		Spot Anti-Glare Plastic Blank 7cm White Black Classic 2
8	107235		Spot Anti-glare Plastic Blank 7cm Black Black Classic 2
9	107236		Spot Anti-glare Plastic Blank 7cm White White Classic 2
10	107237		Spot Moving Deep Anti-Glow Size 130*130*35 Black Black Single
11	107238		Spot Movable Deep Anti-Glow Size 225*130*35 Black Black Dual
12	107239		Spot Deep Moving Anti-Glow Size 318*130*35 Black Black Tri
13	107240		Spot Movable Deep Anti-Glow Size 130*130*35 White Black Single

14	107241		Spot Moving Deep Anti-Glow Size 225*130*35 White Black Dual
15	107242		Spot Deep Moving Anti-Glow Size 318*130*35 White Black Trio
16	107243		Spot Deep Moving Anti-Glow Size 130*130*35 White White Single
17	107244		Spot Deep Moving Anti-Glow Size 225*130*35 White White Dual
18	107245		Spot Deep Moving Anti-Glow Size 318*130*35 White White Trio
19	107246		Spot Anti-Glare Aluminum Size 10 cm White Black
20	107247		Spot Anti-Glare Plastic Size 10 cm White Black

21	107248		Spot Anti-Glare Plastic Size 14 cm White Black
22	107249		Spot Anti-Glare Plastic Size 14 cm Black Black
23	107250		Spot Anti-Glare Plastic Size 14 cm White White
24	107251		Spot Anti-Glare Deep Moving Aluminum 7 cm White Black
25	107253		Spot Anti-Glare Deep Moving Aluminum 7 cm Black Black
26	107256		Spot Anti-Deep Glare Aluminum 7cm Black Black
27	107291		Spot Anti-Glare Deep Round 35*100 Black Black

ANTI-GLARE HOLDER



28	107292		Spot Anti-Glare Plastic Deep Round 35°100 White Black
29	107293		Spot Anti-Glare Aluminum Deep Round 40°90 Black Black
30	107299		Spot Anti-Glare Plastic Size 10 cm Black Black
31	107061		Spot Anti-Glare Aluminum Blank 7 cm White Black
32	107072		Spot Anti-Glare Aluminum Blank 7 cm Black Brass
33	107073		Spot Anti-glare aluminum empty 7 cm Black Black
34	107078		Spot Anti-Glare Aluminum Blank 7 cm White White

35	107102		Spot Anti-Glare Aluminum Square Black Black 7 cm
36	107103		Spot Anti-Glare Aluminum Square Black Black Dual
37	107104		Spot Anti-Glare Aluminum Square Black Black Trio
38	107105		Spot Anti-Glare Plastic Square White Black 7 cm
39	107106		Spot Anti-Glare Plastic Square White Black Duo
40	107107		Spot Anti-Glare Plastic Square White Black Trio
41	107108		Spot Anti-Glare Aluminum Blank 7 cm White White Classic

42	107109		Spot Anti-Glare Aluminum Blank 7 cm White White Classic
43	107110		Spot Anti-Glare Aluminum Blank 7 cm White Black Classic
44	107165		Spot Anti-Glare Plastic Square Black Black 7 cm
45	107166		Spot Anti-Glare Plastic Square Black Black Dual
46	107167		Spot Anti-Glare Plastic Square Black Black Triple
47	107170		Spot Anti-Glare Aluminum Movable Deep Square 7 cm White White
48	107187		Anti-glare spot with aluminum grille blank 7 cm Black Black

49	107188		Anti-glare spot with empty aluminum grille 7 cm Smoked Black
50	107227		Spot Anti-Glare Aluminum Blank 7 cm Black Silver
51	107228		Spot Anti-Glare Plastic Square White White 7 cm
52	107229		Spot Anti-Glare Plastic Square White White Dual
53	107230		Spot Anti-Glare Plastic Square White White Trio
54	107231		Spot Anti-glare aluminum blank 7 cm White Black Classic 2
55	107232		Spot Anti-Glare Aluminum Blank 7 cm Black Black Classic 2

LED LIGHT BASE

ANTI - GLARE CYLINDER ALUMINUM

ANTI-GLARE

107205	BLACK	
107206	SILVER	
107207	COPPER	
107208	SMOKED	
107209	GOLDEN	



ITEM NO	COLOR	IP	LAMP TYPE	SIZE
107100	BLACK	IP20	GU10	70*100 mm
107101	WHITE	IP20	GU10	70*100 mm
107160	SMIKED BLACK	IP0	GU10	70*100 mm
107161	SMIKED WHITE	IP20	GU10	70*100 mm
107163	GRAY	IP20	GU10	70*100 mm



ANTI-GLARE HOLDER



ITEM NO	COLOR	IP	LAMP TYPE	SIZE
107284	WHITE	IP20	GU10	110*60*150 mm
107285	BLACK	IP20	GU10 X2	220*60*165 mm
107286	WHITE	IP20	GU10 X2	220*60*165 mm
107287	BLACK	IP20	GU10 X3	350*60*165 mm
107288	WHITE	IP20	GU10 X3	350*60*165 mm
107289	WHITE	IP20	GU10 X3	220*60*165 mm
107290	BLACK	IP20	GU10 X3	220*60*165 mm
107295	BLACK & WHITE	IP20	GU10	100*94 mm
107378	BLACK	IP20	GU10	90*110 mm
107379	BLACK	IP20	GU10	105*105*100 mm
115062	BLACK	IP44	E27 X2	300*140 mm

ITEM NO	COLOR	IP	LAMP TYPE	SIZE
107172	BLACK	IP20	GU10	70*150 mm
107173	BLACK	IP20	GU10	70*200 mm
107197	WHITE	IP20	GU10	60*135 mm
107198	BLACK	IP20	GU10	60*135 mm
107277	BLACK	IP20	GU10	110*55*155 mm
107278	WHITE	IP20	GU10	110*55*155 mm
107279	BLACK	IP20	GU10 X2	220*55*155 mm
107280	WHITE	IP20	GU10 X2	220*55*155 mm
107281	BLACK	IP20	GU10 X3	350*55*155 mm
107282	WHITE	IP20	GU10 X3	350*55*155 mm
107283	BLACK	IP20	GU10	110*60*150 mm


ROUNDED TRACK & CYLINDER

Products Description:

The Track & Cylinder GU10 lighting series offers a sleek and flexible solution for modern indoor lighting needs. Designed for GU10 lamps, this collection includes:

- Track Lights
- Recessed Track Lights
- Recessed Cylinder Pendants

With a refined black finish and compact dimensions, these fixtures are perfect for accent lighting in showrooms, retail spaces, offices, and contemporary homes. Built from high-quality materials, they ensure reliable performance and ease of installation, while delivering focused and adjustable light exactly where it's needed.



ROUNDED TRACK & CYLINDER

NEWPOWER®



ITEM NO: 116001




ITEM NO: 116002

ITEM NO	MATERIAL	IP	LAMP TYPE	SIZE
107357	ALUMINUM	IP20	GU10	67*90*160 mm
107358	ALUMINUM	IP20	GU10	67*90*160 mm
107359	ALUMINUM	IP44	GU10	300*68 mm
116001	ALUMINUM	IP20	GU10	100*67 mm
116002	ALUMINUM	IP44	GU10	200*70 mm

ANTI-GLARE HOLDER

ALUMINUM

107305 -white aluminum cylinder



ANTI-GLARE HOLDER



HOLDERS CYLINDER

Model no.	PICTURE	Product name	exterior color	lens	size	Power	IP
107188		cylinder Aluminum	Black	Black	60*300	GU10	20
107190		cylinder Aluminum	Black	Black	60*400	GU10	20
107191		cylinder Aluminum	Black	Black	60*500	GU10	20
107192		cylinder Aluminum	white	Black	60*300	GU10	20
107193		cylinder Aluminum	white	Black	60*400	GU10	20
107194		cylinder Aluminum	black / gold	Gold	60*300	GU10	20
107195		cylinder Aluminum	black / gold	Gold	60*400	GU10	20
107196		cylinder Aluminum	black / gold	Gold	60*500	GU10	20
107257		cylinder Aluminum	Black	Black	55*400	GU10	20

Model no.	PICTURE	Product name	exterior color	lens	size	Power	IP
107258		cylinder Aluminum	Gray	Gray	55*400	GU10	20
107259		cylinder Aluminum	reddish brown		55*400	GU10	20
107260		cylinder Aluminum	white		55*400	GU10	20
107261		cylinder Aluminum	Gold		55*400	GU10	20
107262		cylinder Aluminum	Black		60*260	GU10	20
107263		cylinder Aluminum	Gray		60*260	GU10	20
107264		cylinder Aluminum	Gold		60*250	GU10	20
107265		cylinder Aluminum	Brown		60*260	GU10	20
107266		cylinder Aluminum	white / gold	Gold	60*120	GU10	20
107267		cylinder Aluminum	gray / gold	Gold	60*120	GU10	20
107268		cylinder Aluminum	black/gold/shiny	Gold	60*120	GU10	20
107269		cylinder Aluminum	black / gold	Gold	60*120	GU10	20

Model no.	PICTURE	Product name	exterior color	lens	size	Power	IP
107270		cylinder Aluminum	red / gold	Gold	60*120	GU10	20
107271		cylinder Aluminum	Black / Acrylic		55*300	GU10	20
107272		cylinder Aluminum	Black / Acrylic		55*400	GU10	20
107273		cylinder Aluminum	Black / Acrylic		55*500	GU10	20
107274		cylinder Aluminum	Black / Acrylic		50*300	GU10	20
107275		cylinder Aluminum	Black / Acrylic		55*400	GU10	20
107276		cylinder Aluminum	Black / Acrylic		50*500	GU10	20
107300		cylinder Aluminum	matte	Black	98*85	GU10	20
107301		cylinder Aluminum	Gold Matte	Gold Matte	98*85	GU10	20
107302		cylinder Aluminum	shiny black	shiny black	98*95	GU10	20
107303		cylinder Aluminum	Silver	Silver	98*85	GU10	20
107304		cylinder Aluminum	shiny golden	shiny glass	98*95	GU10	20


ANTI-GLARE HOLDER

SUBMERSIBLE
MOBILE
360 DEGREE
CIRCULAR

LED TYPE: FOR GU10



GU 10
ENERGY SAVING



ANTI-GLARE HOLDER



ANTI GLARE ALUMINUM



Application

- ▶ Office
- ▶ Restaurant
- ▶ Shopping Mall
- ▶ Hotel
- ▶ Home

ITEM NO	COLOR	Shape	Base	HOLE SIZE	SIZE
107254	WHITE / BLACK	Individual	Circular	95 mm	110*145 mm
107255	BLACK / BLACK	Individual	Circular	95 mm	110*143 mm
107296	BLACK / BLACK	Individual	Circular	185*95 mm	115*210*143 mm
107297	BLACK / BLACK	Double	Square	95*95 mm	115*115*143 mm



ITEM NO: 107254



ITEM NO: 107255



ITEM NO: 107296



ITEM NO: 107297

LED GU10



Product applications and specifications:

Up and Down Lights are versatile lighting fixtures that are used for indoor and outdoor applications.

You can prefer using up and down light wall sconce in the living room, doorway, entryway, porch, outdoor walls, restaurants, hotels, and other outside walls.

Moreover, these outdoor up and down lights are not just great for decoration purposes, their illumination capacity is quite fabulous.

The light has an elongated reach from both upward and downward direction.

These lightings contain several excellent features like IP-54 rating, dimmable, multiple color options, etcetera.



ITEM No	Description	Size	Body Color
115001	Downlight B30-1R	65*75*80 mm	Black
115002	Downlight B30-1R	65*75*80 mm	Gray
115003	Downlight B30-1R	65*75*80 mm	White
115007	Up & Down B30-2R	65*75*155 mm	Black
115008	Up & Down B30-2R	65*75*155 mm	Gray
115009	Up & Down B30-2R	65*75*155 mm	White

UP-DOWN WALL LIGHT

NEWPOWER®



ITEM NO	COLOR	IP	LAMP TYPE	SIZE
115027	WHITE	IP54	GU10 X2	80*70*155 mm
115031	BLACK	IP54	GU10 X2	60*95*165 mm
115032	GRAY	IP54	GU10 X2	60*95*165 mm
115033	WHITE	IP54	GU10 X2	60*95*165 mm
115034	BLACK	IP54	GU10 X2	60*95*165 mm
115035	GRAY	IP54	GU10 X2	60*95*165 mm
115036	WHITE	IP54	GU10 X2	60*95*165 mm
115037	BLACK	IP65	GU10 X2	65*160 mm
115038	WHITE	IP65	GU10 X2	65*160 mm
115051	BLACK	IP65	GU10	68*95*100 mm
115052	BLACK	IP65	GU10 X2	68*95*200 mm

ITEM NO	COLOR	IP	LAMP TYPE	SIZE
115004	BLACK	IP54	GU10 X2	65*75*80 mm
115005	GRAY	IP54	GU10 X2	65*75*80 mm
115006	WHITE	IP54	GU10 X2	65*75*80 mm
115013	BLACK	IP54	GU10 X2	75*155*65 mm
115014	GRAY	IP54	GU10 X2	75*155*65 mm
115015	WHITE	IP54	GU10 X2	75*155*65 mm
115019	BLACK	IP54	GU10 X2	80*70*155 mm
115020	GRAY	IP54	GU10 X2	80*70*155 mm
115021	WHITE	IP54	GU10 X2	80*70*155 mm
115025	BLACK	IP54	GU10 X2	80*70*155 mm
115026	GRAY	IP54	GU10 X2	80*70*155 mm

WALL LIGHT

ITEM NO	LAMP TYPE	IP	MATERIAL	SIZE
115041	E27 * 1	IP54	GLASS + ALUMINUM	106*106*275 mm
115042	E27 * 1	IP54	PLASTIC	110*170*260 mm
115043	E27 * 1	IP54	PLASTIC + ALUMINUM	85*110*250 mm
115044	E27 * 1	IP54	GLASS + ALUMINUM	101*118*202 mm
115045	GU10 * 1	IP54	ACRYLIC + ALUMINUM	105*80*140 mm
115046	GU10 * 2	IP54	ACRYLIC + ALUMINUM	105*80*235 mm
115047	E27 * 1	IP54	PLASTIC	105*105*210 mm
115063	E27 * 1	IP54	PLASTIC	170*170*290 mm
115064	E27 * 1	IP54	PLASTIC	160*95*220 mm
115065	E27 * 1	IP54	PLASTIC + ALUMINUM	85*110*250 mm
115066	E27 * 1	IP65	PLASTIC + ALUMINUM	100*140*600 mm
115067	E27 * 1	IP65	GLASS + ALUMINUM	100*140*900 mm




115041 115042 115043 115044 115045 115046 115047



WALL LIGHT




ITEM NO: 115048




ITEM NO: 115049



ITEM NO: 115050



ITEM NO: 115053



ITEM NO: 115054



ITEM NO: 115055



ITEM NO: 115056



ITEM NO: 115057



ITEM NO: 115058



ITEM NO: 115059



ITEM NO: 115060

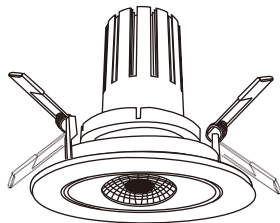
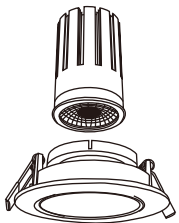


ITEM NO: 115061

ITEM NO	LAMP TYPE	IP	MATERIAL	SIZE
115048	E27 * 1	IP44	GLASS + ALUMINUM	210*170*300 mm
115049	E27 * 1	IP44	GLASS + ALUMINUM	200*400 mm
115050	E27 * 1	IP44	GLASS + ALUMINUM	220*580 mm
115053	E27 * 1	IP44	GLASS + ALUMINUM	220*180*315 mm
115054	E27 * 1	IP44	PLASTIC + ALUMINUM	240*180*390 mm
115055	E27 * 1	IP44	GLASS + ALUMINUM	240*190*545 mm
115056	E27 * 1	IP44	GLASS + ALUMINUM	230*220*620 mm
115057	E27 * 1	IP44	GLASS + ALUMINUM	170*150*500 mm
115058	E27 * 1	IP44	GLASS + ALUMINUM	240*180*410 mm
115059	E27 * 1	IP44	GLASS + ALUMINUM	345*240*620 mm
115060	E27 * 1	IP44	GLASS + ALUMINUM	190*165*280 mm
115061	E27 * 1	IP44	GLASS + ALUMINUM	200*150*395 mm

LED SPOT LIGHT MODULAR


ITEM NO	POWER	CCT	LUMEN	VOLTAGE	IP	LIFETIME	Ta	SIZE
103201	15 W	3000K	1320 lm	220-240V	IP20	30000H	40°C	62*47*47 mm
103202	15 W	4000K	1440 lm	220-240V	IP20	30000H	40°C	62*47*47 mm



NEWPOWER MODULAR SPOTLIGHT:

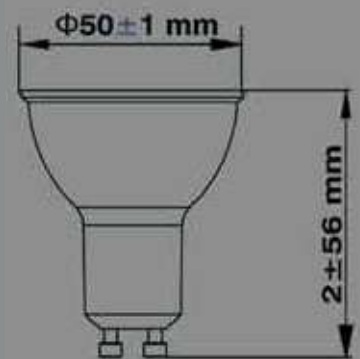
A SLEEK AND MODERN NEWPOWER MODULAR SPOTLIGHT FOR EFFECTIVE INDOOR LIGHTING. PERFECT FOR HOMES, OFFICES, AND SHOWROOMS. PROVIDES DIRECT LIGHT DISTRIBUTION WITH REFINED DESIGN. A RELIABLE CHOICE FOR COMFORTABLE AND HIGH-QUALITY ILLUMINATION.

LED TUBE, GU10, BULB

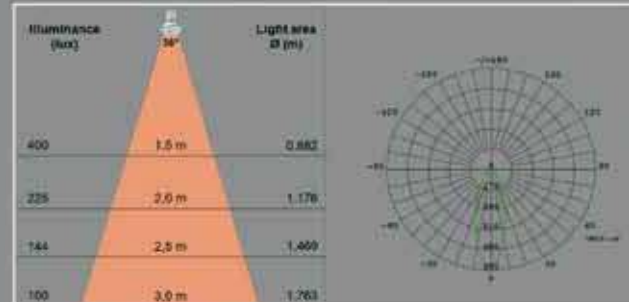


LED GU10 LIGHT


name	item no	power	voltage	lumen Lm	BEAM Angle	color temp K	CRI Ra	DF	Life time
GU10	104049	5w	100-240v	450lm	36°	3000 K	≥80	≥0.5	15000H
GU10	104082	7w	100-240v	520lm	36°	2700 K	≥80	≥0.5	15000H
	3000 K								
	4000 K								
	6500 K								
GU10 (FORTE)	104075	7w	100-240v	700lm	36°	3000 K	≥90	≥0.5	15000H
	104090					4000 K			
GU10 (FORTE)	104088	7 w	100-240v	600lm	15°	3000 K	≥90	≥0.5	15000H
GU10 (FORTE)	104091	7w	100-240v	700lm	36°	3000 K	≥95	≥0.5	15000H
	104092					4000 K			
GU10 Dimmer	104083	7w	220-240v	450lm	36°	3000 K	≥80	≥0.5	15000H
GU10	104085	9w	100-240v	810lm	60°	2700 K	≥80	≥0.5	15000H
	104074					3000 K			
	104084			4000 K					
	104089			6500 K					
GU10 AR111-3	104086	12w	220-240v	1100lm	30°	3000 K	≥80	≥0.5	15000H
	104087					4000 K			



Photometric Curve



15000H Lifetime



Variants and dimensions :

Model	Lamp	Material	Size (mm)				Catalogue number	Packing (pcs)
			Diameter	Width	Height	d		
Lamp holder	GU 10	ceramic	27	20	16	3.4	114035	100

ANTI-GLARE HOLDER

HOLDERS DECORATIONS

E27

MAX 40W



ANTI-GLARE HOLDER



HOLDERS DECORATIONS



ITEM NO: 107213



ITEM NO: 107211



ITEM NO: 107210



ITEM NO: 107215



ITEM NO: 107214



ITEM NO: 107212



ITEM NO: 107218



ITEM NO: 107216



ITEM NO: 107217

ITEM NO	HOLDERS DECORATIONS	THE WIRE
107218	GOLD power cable silk NEWPOWER	cable silk
107220	PINK power cable silk NEWPOWER	cable silk
107216	PINK BLACK power cable silk NEWPOWER	cable silk
107219	CHAMPAGNE power cable silk NEWPOWER	cable silk
107217	SILVER power cable silk NEWPOWER	cable silk
107214	GOLD BLACK power cable silk NEWPOWER	cable silk
107215	PINK GOLD power cable silk NEWPOWER	cable silk
107210	TITANIUM power cable NEWPOWER	normal wire
107212	DARK GREEN power cable NEWPOWER	normal wire
107213	COPPER power cable NEWPOWER	normal wire
107211	BRONZE power cable NEWPOWER	normal wire



ITEM NO: 107219



ITEM NO: 107220

#BUY_LUMENS NOT WATTS

BULB LIGHT

LED

FEATURES

- ▶ Save Energy
- ▶ LONGEVITY
- ▶ Beautiful, Comfortable Light
- ▶ Ultra-Efficient LED Lighting
- ▶ ECO-FRIENDLY


APPLICATION

- ▶ Restaurant
- ▶ Shopping Mall
- ▶ Hotel
- ▶ Home

TECHNICAL DETAILS

- ▶ Built-in power
- ▶ SASO,RoHS approved
- ▶ No flickering,No RF interference

 **15000H Lifetime**



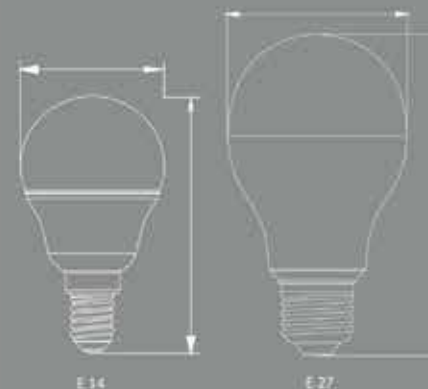
LED TUBE, GU10, BULB



BULB LED

Item code	Power	Voltage	Lumen(max)	Beam Angle	Color temp(K)	CRi/Ra	PF	Life Time	Size	Base
105001	6	240-100	621LM	150	6500	≥ 80	0.5	15000	78*45mm	E27
105002	6	240-100	470LM	150	3000	≥ 80	0.5	15000	78*45mm	E27
105003	6	240-100	470LM	150	6500	≥ 80	0.5	15000	83.5*45mm	E14
105004	6	240-100	470LM	150	3000	≥ 80	0.5	15000	83.5*45mm	E14
105005	6	240-100	470LM	150	6500	≥ 80	0.5	15000	83.5*45mm	E14
105007	6	240-100	470LM	150	6500	≥ 80	0.5	15000	BLAHA	E14
105008	6	240-100	470LM	150	3000	≥ 80	0.5	15000	BLAHA	E14
105015	6	240-100	470LM	150	6500	≥ 80	0.5	15000	NAFORA	E14
105016	6	240-100	470LM	150	3000	≥ 80	0.5	15000	NAFORA	E14
104025	9	240-100	130LM	150	BLUE	≥ 80	0.5	15000	103*56.5mm	E27
104027	9	240-100	1000LM	150	GREEN	≥ 80	0.5	15000	103*56.5mm	E27
104050	9	240-100	806LM	150	6500	≥ 80	0.5	15000	109*60mm	E27
104051	9	240-100	806LM	150	3000	≥ 80	0.5	15000	109*60mm	E27
104003	1.2	240-100	1055LM	180	6500	≥ 80	0.9	15000	109*60mm	E27
104004	1.2	240-100	1055LM	180	3000	≥ 80	0.9	15000	109*60mm	E27
104005	1.5	240-100	1521LM	150	6500	≥ 80	0.9	15000	120*65mm	E27
104006	1.5	240-100	1521LM	150	3000	≥ 80	0.9	15000	120*65mm	E27
104009	20	240-100	2000LM	180	6500	≥ 80	0.9	15000	150*80mm	E27
104010	20	240-100	2000LM	180	3000	≥ 80	0.9	15000	150*80mm	E27
104056	20	240-100	2000LM	150	6500	≥ 80	0.9	15000	156*80mm	E27
104057	20	240-100	2000LM	150	3000	≥ 80	0.9	15000	156*80mm	E27
104007	30	240-100	3000LM	180	6500	≥ 80	0.9	15000	1203*10mm	E27
104008	30	240-100	3000LM	180	3000	≥ 80	0.9	15000	1203*10mm	E27
104013	35	240-100	4000LM	180	6500	≥ 80	0.9	15000	1200*10mm	E27

Item code	Power	Voltage	Lumen(max)	Beam Angle	Color temp(K)	CRi/Ra	PF	Life Time	Size	Base
104014	35	240-100	3700LM	180	3000	≥ 80	0.9	15000	1200*10mm	E27
104035	35	240-100	4000LM	180	6500	≥ 80	0.9	15000	193*119mm	E27
104036	35	240-100	4000LM	180	3000	≥ 80	0.9	15000	193*119mm	E27
104037	45	240-100	4700LM	180	6500	≥ 80	0.9	15000	221*139mm	E27
104038	45	240-100	4700LM	180	3000	≥ 80	0.9	15000	221*139mm	E27
104052	55	240-100	7500LM	180	6500	≥ 80	0.9	15000	221*139mm	E27
104065	20	220-240	2600LM	180	4000	≥ 80	≥ 0.5	15000	156*80mm	E27
104076	25	220-240	114 LM	200	6500	≥ 80	≥ 0.5	15000	178*95mm	E27
104077	25	220-240	115 LM	200	3000	≥ 80	≥ 0.5	15000	178*95mm	E27
104078	20	220-240	2000LM	150	6500	≥ 80	≥ 0.5	15000	150*80mm	E27



E14

E27

#BUY_LUMENS NOT WATTS

LED FILAMENT


LED

CLASSY LIGHTING

FEATURES

- ▶ Save Energy
- ▶ LONGEVITY
- ▶ Beautiful, Comfortable Light
- ▶ Ultra-Efficient LED Lighting
- ▶ ECO-FRIENDLY

 **15000H Lifetime**



How do LED filament bulbs work?

A series of small LED lights are attached to a metal strip. This is what makes up the "Filament" of the bulb. The LED lights give off a blue light so the glass is coated with phosphor to make the colour of the light the distinctive amber glow that NEWPOWER lights are known for.



LED FILAMENT

MODEL NO	NAME
105021	LED Bulb Revolving Philly Mint 4.5 Watt Yellow (Dimmer) E14
105022	LED Philly Mint Bulb 7 Watt White E27
105023	LED Bulb Philly Mint 7 Watt Yellow E27
105029	LED Bulb with Philly Mint Bulb 4.5 Watt Yellow E14
105030	LED bulb for refrigerator Philly Mint 4.5 watt yellow E27
105031	LED Bulb Small Hazel Philly Mint 4.5 Watt Yellow E27
105032	LED Bulb Bulb Hazel Philly Mint 4.5 Watt Yellow E27
105033	LED Cylinder Honeycomb Philly Mint LED Bulb 4.5 Watt Yellow E27
105034	LED Philly Mint Bulb 7 Watt Yellow (Dimmer) E27
105035	LED Bulb Revolving Philly Mint 4.5 Watt Yellow E14
105036	LED Globe Spiral Decor Bulb 28 cm Honey 8.5 Watt 1800 K E27
105037	LED Cone Spiral Decorative Bulb 26 cm Honey 8.5 Watt 1800 K E27
105038	LED Linear Lamp Bulb 9 cm Honeycomb 2.5 Watt 1800 K E14
105039	LED Linear Ampoule Decorative Lamp 18.5 cm Honeycomb 3.5 Watt 1800 K E27
105040	LED Spiral Lamp Bulb 9 cm Honeycomb 2.5 Watt 1800 K E14
105041	LED Spiral Ampoule Lamp 18.5 cm Honeycomb 4 Watt 1800 K E27
105061	LED PS160 Honeycomb 4.5 Watt 1800K
105062	LED PS160 Smoked Bulb 7 Watt 1800K

MODEL NO	NAME
105063	LED Ellipse220 Honeycomb 4.5 Watt 1800K
105064	LED Ellipse220 Smoked Bulb 7 Watt 1800K
105065	LED G125 Honeycomb 4.5 Watt 1800K
105066	LED G125 Smoked Bulb 4.5 Watt 1800K
105067	LED VASE140 Honeycomb 4.9 Watt 1800K
105068	LED VASE140 Smoked LED Bulb 4.9W 1800K
105069	LED VASE140 Bulb Transparent Black 4.9 Watt 1800K
105070	LED VASE140 Sky Color Clear 4.9 Watt 1800K Bulb
105071	LED VASE140 Clear Pink 4.9 Watt 1800K Bulb
105072	LED ST164 Smoked Bulb 4.5 Watt 1800K
105073	LED T65-1G Honeycomb 4.5 Watt 1800K
105074	LED T65-1X Smoked Bulb 4.5 Watt 1800K
105075	LED Honeycomb Bulb 4.5 Watt 1800K
105076	LED HOME Honeycomb Bulb 4.5 Watt 1800K
105077	LED SAUDI Honeycomb Bulb 4.5 Watt 1800K
105078	LED KSA Honeycomb 4.5 Watt 1800K
105079	LED ST64 Honeycomb 4.5 Watt 1800K

LED TUBE, GU10, BULB

4FT LED TUBE T8

LED

6500K DAYLIGHT

FEATURES

- ▶ Save Energy
- ▶ LONGEVITY
- ▶ Beautiful, Comfortable Light
- ▶ Ultra-Efficient LED Lighting
- ▶ ECO-FRIENDLY

TECHNICAL DETAILS

- ▶ Efficacy 100Lm/w
- ▶ Input Voltage 220-240V
- ▶ Frequency 50/60Hz
- ▶ Life Time 15000

 **15000H Lifetime**

Suggested installation areas



LED TUBE, GU10, BULB



4FT LED TUBE T8



Hazardous Substance

- LEAD (pb) < 0.10 %
- CADMIUM (Cd) < 0.10 %
- HEXAVALENT CHROMIUM (Cr6+) < 0.10 %
- POLYBROMINATED BIPHENYLS (PBB) < 0.10 %
- POLYBROMINATED DIPHENYL ETHER (PBDE) < 0.10 %

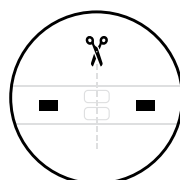

Item No	Power	Voltage	Lumen(max)	Efficiency	Beam Angle	Color temp(K)	CRIRa	PF	Life Time	Size
108042	20	170-240	2000 lm	100 lm/W	N/A	6500	≥80	0.9	15000	1220*28 mm
108043	24	170-240	2400 lm	100 lm/W	N/A	6500	≥80	0.9	15000	1220*28 mm

Super protection:

It is made of very safe materials, so it is environmentally friendly.
Provides flexibility in installation and ease of installation

LED STRIP LIGHT CLASSIC


ITEM NO	POWER	CCT	PF	IP	QTY/M	LENGTH	SIZE
107381	12W/M	3000K	≥0.9	IP65	120P	50 M	13.8*6.5 mm
107382	12W/M	4000K	≥0.9	IP65	120P	50 M	13.8*6.5 mm
107383	12W/M	6500K	≥0.9	IP65	120P	50 M	13.8*6.5 mm
107384	12W/M	2700K	≥0.9	IP65	120P	50 M	13.8*6.5 mm
107385	14W/M	3000K	≥0.9	IP65	180P	50 M	13.8*6.5 mm
107386	14W/M	4000K	≥0.9	IP65	180P	50 M	13.8*6.5 mm
107387	14W/M	6500K	≥0.9	IP65	180P	50 M	13.8*6.5 mm



Minimum cut size
200mm

LED STRIP LIGHT

NEWPOWER®



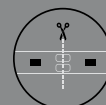
ITEM NO	POWER	CCT	PF	IP	QTY/M	LENGTH	SIZE
107389	8.5W/M	6500K	≥0.9	IP65	120P	50 M	10*4 mm
107390	8.5W/M	4000K	≥0.9	IP65	120P	50 M	10*4 mm
107391	8.5W/M	3000K	≥0.9	IP65	120P	50 M	10*4 mm
107392	8.5W/M	2700K	≥0.9	IP65	120P	50 M	10*4 mm

Application
Shops
Home
Shopping center
Restaurant
Wedding halls

الاستخدامات
المتاجر
المنزل
مراكز التسوق
المطاعم
قاعات الأفراح

FEATURES
Save Energy
LONGEVITY:
Beautiful, Comfortable Light
Ultra-Efficient LED Lighting
ECO-FRIENDLY

المميزات
توفير الطاقة
طول العمر الافتراضي
ضوء جميل ومريح
إضاءة ليد عالية الكفاءة
صديق للبيئة



Minimum cut size
100mm



LED STRIP LIGHT



 **15000H Lifetime**

Suggested installation areas



Apartment Supermarket Retail Store Office Hotel School Hospital

LED STRIP LIGHT



LED STRIP LIGHT SERIES

Item No	Frequency	Voltage	Lumen(max)	Power	Color temp(K)	Beam Angle
107080	60P-8MM	6 WATT	550 LU	POWER MAX 27 W	6500 K	IP 20
107081	60P-8MM	6 WATT	550 LU	POWER MAX 27 W	3000 K	IP 20
107082	60P-8MM	6 WATT	550 LU	POWER MAX 27 W	4000 K	IP 20
107083	60P-8MM	6 WATT	550 LU	POWER MAX 27 W	3000 K	IP 65
107084	120P-8MM	10.5 WATT	1093 LU	POWER MAX 45 W	6500 K	IP20
107085	120P-8MM	10.5 WATT	1093 LU	POWER MAX 45 W	3000 K	IP20
107086	120P-8MM	10.5 WATT	1093 LU	POWER MAX 45 W	4000 K	IP20
107087	120P-8MM	10.5 WATT	1093 LU	POWER MAX 45 W	3000 K	IP65
107088	120P-8MM	10.5 WATT	1093 LU	POWER MAX 45 W	4000 K	IP65
107089	180P-10MM	16 WATT	1800 LU	POWER MAX 69 W	3000 K	IP20

Item No	Power	Voltage	Frequency	Lumen(max)	Color temp(K)	CRI	Beam Angle
107066	550 W	220V	50/60Hz	900LM/M	W(7000 K)	>80	120°
107067	550 W	220V	50/60Hz	900LM/M	WW(3000 K)	>80	120°
107050	600 W	220V	50/60Hz	950LM/M	W(7000 K)	>80	120°
107051	600 W	220V	50/60Hz	850LM/M	WW(3000 K)	>80	120°
107064	600 W	220V	50/60Hz	850LM/M	(4000 K)	>80	120°
107065	600 W	220V	50/60Hz	950LM/M	(3500 K)	>80	120°
107071	600 W	220V	50/60Hz	950LM/M	(2700 K)	>80	120°
107069	600 W	220V	50/60Hz	950LM/M	Golden (2200 K)	>80	120°
107053	600 W	220V	50/60Hz	130LM/M	BLUE	>80	120°
107070	600 W	220V	50/60Hz	950LM/M	(2500 K)	>80	120°
107055	600 W	220V	50/60Hz	440LM/M	PINK	>80	120°
107056	550 W	220V	50/60Hz	750LM/M	W(7000 K)	>80	120°
107057	550 W	220V	50/60Hz	750LM/M	WW(3000 K)	>80	120°
107088	550 W	220V	50/60Hz	750LM/M	(4000 K)	>80	120°
107074	500 W	190-220 V	50/60Hz	RGB	RGB	>80	120°
107077	500 W	220 V	50/60Hz	950 LM/M	(2000 K)	>80	120°

NEW

107338	180P	CCT3000K	LUMEN 1250Lm	POWER 14W/m	IP20	SIZE 15/6.5 mm
--------	------	----------	--------------	-------------	------	----------------

LED STRIP LIGHT

LED STRIP LIGHT SERIES **FORTE**

PRODUCT SPECIFICATION

Power 10.5 watt/m

lumen 800 lu

Length 50 m

IP 65

The possibility of cutting 20 cm

Working hours 30,000 hours

3 years warranty*

For internal use only


FEATURES

- ▶ Save Energy
- ▶ LONGEVITY
- ▶ Beautiful
- ▶ Ultra-Efficient LED Lighting
- ▶ ECO-FRIENDLY

 **30000H Lifetime**



The LED Strip Connection Comes With IP65
Resistance To Weather Conditions And Dust



LED STRIP LIGHT



LED STRIP LIGHT SERIES

• 2835 120LEDs 10MM PCB

Technical Details

- ▶ Product Dimension: 14*6mm
- ▶ Chip Qty Per Meter: 120PCS
- ▶ Chip Type: 2835 SMD LEDs
- ▶ Roll Length: 50 Meters
- ▶ Material: PVC+Wireless integrated strip
- ▶ Cutting Length: 1Meter

• 2835 180LEDs 12MM PCB

Technical Details

- ▶ Product Dimension: 15.5*6.5mm
- ▶ Chip Qty Per Meter: 180PCS
- ▶ Chip Type: 2835 SMD LEDs
- ▶ Roll Length: 50 Meters
- ▶ Material: PVC+Wireless integrated strip
- ▶ Cutting Length: 1Meter

Item No	Power	Voltage	Frequency	Lumen(max)	Color temp(K)	CRI
107132	10.5 w/m	240-220v	≥ 0.9	800lu/w	6500k	≥ 80
107133	10.5w/m	240-220v	≥ 0.9	800lu/w	3000k	≥ 80
107134	10.5w/m	240-220v	≥ 0.9	800lu/w	4000k	≥ 80

• 5730 120LEDs 10MM PCB

Technical Details

- ▶ Product Dimension: 14*6mm
- ▶ Chip Qty Per Meter: 120PCS
- ▶ Chip Type: 5730 SMD LEDs
- ▶ Roll Length: 50 Meters
- ▶ Material: PVC+Wireless integrated strip
- ▶ Cutting Length: 1Meter

• 5050 96LEDs 12MM PCB

Technical Details

- ▶ Product Dimension: 17*7mm
- ▶ Chip Qty Per Meter: 96PCS
- ▶ Chip Type: 5050 SMD LEDs
- ▶ Roll Length: 50 Meters
- ▶ Material: PVC + COPPER WIRE
- ▶ Cutting Length: 1Meter

LED STRIP LIGHT

LED STRIP LIGHT **FORTE**

8W/m

FEATURES

- ▶ Save Energy
- ▶ LONGEVITY
- ▶ Beautiful
- ▶ Ultra-Efficient LED Lighting
- ▶ ECO-FRIENDLY

Suggested installation areas



LED STRIP LIGHT



LED STRIP LIGHT SERIES

Name	ITEM NO	POWER	IP	Voltage	Lumen Lm	Color Temp	BEAM Angle	CRI Ra	Life time	Size
STRIP 8W/m	107318	8 W	65	220-240 v	710 lm	2700	≥120°	≥80	30000H	9.5*4.3mm
STRIP 8W/m	107319	8 W	65	220-240 v	710 lm	3000	≥120°	≥80	30000H	9.5*4.3mm
STRIP 8W/m	107320	8 W	65	220-240 v	710 lm	4000	≥120°	≥80	30000H	9.5*4.3mm

LAMP WARM UP TIME 0.233	Luminous flux (lumen) 710 Lm/M		 30000 H
 15000 X	STARTING TIME (S) 0.140	IP 65	ROLL LENGTH 10 METER

8 Watt
ENERGY SAVING
 Lifetime
30000 H

IP65

DOA MINI
8W/M

LED CHANNEL

ALUMINIUM PROFILE VARIOUS OPTIONS

FEATURES

- ▶ Save Energy
- ▶ LONGEVITY
- ▶ Beautiful, Comfortable Light
- ▶ Ultra-Efficient LED Lighting
- ▶ ECO-FRIENDLY

APPLICATION

- ▶ Office
- ▶ Restaurant
- ▶ Shopping Mall
- ▶ Hotel
- ▶ Home

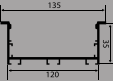
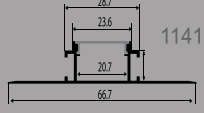
Suggested installation areas

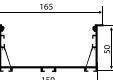
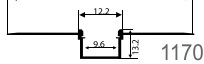


LED CHANNEL



image	Item no	Description	Size	height	image	Item no	Description	Size	height	image	Item no	Description	Size	height
	114119	Hidden	1010	3m		114027	Hidden	2414	3m		117090	Hidden	3512	3m
						117003	Hidden	2414B	3m		117090	Hidden	3512B	3m
						117027	Hidden Black	2414	3m					
	114113	Hidden	1206	3m		117048	Hidden	1208			114141	Hidden	5020	3m
											117068	Hidden	5020	3m
	114087	Hidden	1414	3m		114028	Hidden	3535	3m		114107	Hidden	5532	3m
						117016	Hidden	3535B	3m					
	114120	Hidden	1808	3m		114033	Hidden	3535-1	3m		114108	Hidden	5035	3m
	114031	Hidden black	1808	3m							117108	Hidden	5035B	3m
											117070	Hidden	5035B	3m
	114007	Hidden	1-205	3m		114077	Hidden	3626	3m		114140	Hidden	6520	3m
	117001	Hidden	1-205	3m		117069	Hidden	3626	3m					
	117017	Hidden Black	1-205	3m										
	117018	Hidden face Balck	1-205	3m										
	114126	Hidden Face Black	1-205	3m										
	117033	Hidden	2010	3m		114026	Hidden	4320	3m		114104	Hidden	6035	3m
	117034	Hidden Black	2010	3m		117025	Hidden	4320	3m					
	117040	Hidden	2010	3m										
	117041	Hidden Black	2010	3m										
	117034	Hidden	2020	3m		117047	Hidden	1209			114139	Hidden	9020	3m
	117040	Hidden Black	2020B	3m										
	117041	Hidden Black	2010	3m										
	117038	Hidden Black	2307B	3m		117050	Hidden	3512			114116	Hidden	10035	3m

image	Item no	Description	Size	height	image	Item no	Description	Size	height
	114137	Hidden	12035	3m		114137	Hidden	12035	3m

	114138	Hidden	150150	3m		117020	Hidden	304	3m
---	--------	--------	--------	----	---	--------	--------	-----	----

	114142	Hidden	6613	3m	<h3>INSTALLATION</h3> <div style="background-color: #444; color: white; padding: 10px; display: inline-block; font-weight: bold; font-size: 1.2em;">RECESSED</div>				
---	--------	--------	------	----	--	--	--	--	--

	114148	Hidden	11035	3m
--	--------	--------	-------	----

	114148	Hidden	11035	3m
---	--------	--------	-------	----

	117046	Hidden	66-12.5	3m
---	--------	--------	---------	----

	117052	Hidden	4012	3m
---	--------	--------	------	----

	117054	Hidden	5012	3m
---	--------	--------	------	----

	117062	Hidden	5020	3m
--	--------	--------	------	----



Silicone Profile

Item No.	Description	Size	Heigh
114151	Recessed	2020	50m
114152	Recessed	2010	50m
114153	Recessed	1510	100m
114156	Exposed	1212	100m
114157	Exposed	1414	100m
114158	Exposed	0612	100m

Aluminum Profile Flexible

Item No.	Description	Size	Heigh
117081	Recessed	1212	50m
117082	Recessed	1616	50m
117083	Recessed	2020	50m

Silicone Profile

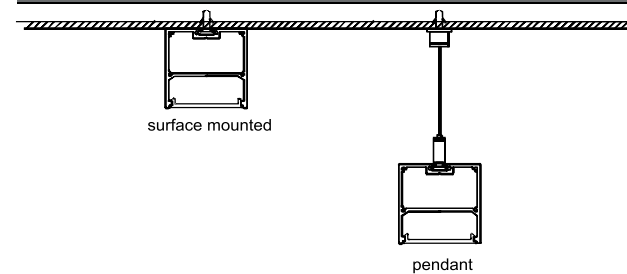


Aluminum Profile Flexible


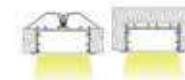
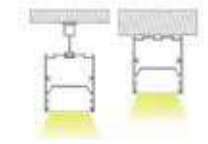
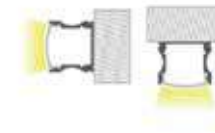
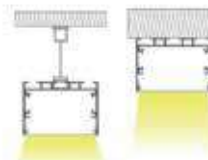
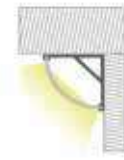
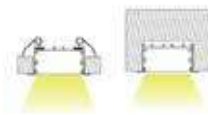


image	Item no	Description	Size	height
	114118	Surface	5070	3m
	114105	Surface	6035	3m
	117032	Surface	6035	3m
	114020	Surface	7090	3m
	114021	Surface	8035	3m
	114106	Surface	10235	3m

Installation



ALL types of LED Aluminum profiles and LED strip diffuser NEWPOWER LED is a professional LED lighting manufacturer, supplying a wide range of LED aluminum profiles and LED strip diffusers. Their products cover all mounting styles, such as pendants, recessed, surface mounted,



floor mounted, and more. Their products meet the needs of the furniture industry, exhibitions, stage design, interior design, and many other areas. Their LED aluminum profiles comply with CE and RoHs standards.

LED CHANNEL



image	Item no	Description	Size	height	image	Item no	Description	Size	height
	117058	angle	90	3m		114178	angle	30	3m
	117059	angle		3m		114179	angle	30	3m
	117060	angle		3m		114180	angle		3m
	117061	angle		3m		114094	angle		3m
	117056	angle	180	3m		114180	angle		3m
	117057	angle	90	3m		114094	angle		3m



In modern architecture and interior design, lighting is not only a functional requirement, but also an important element of aesthetics and space planning. As popular lighting solutions.

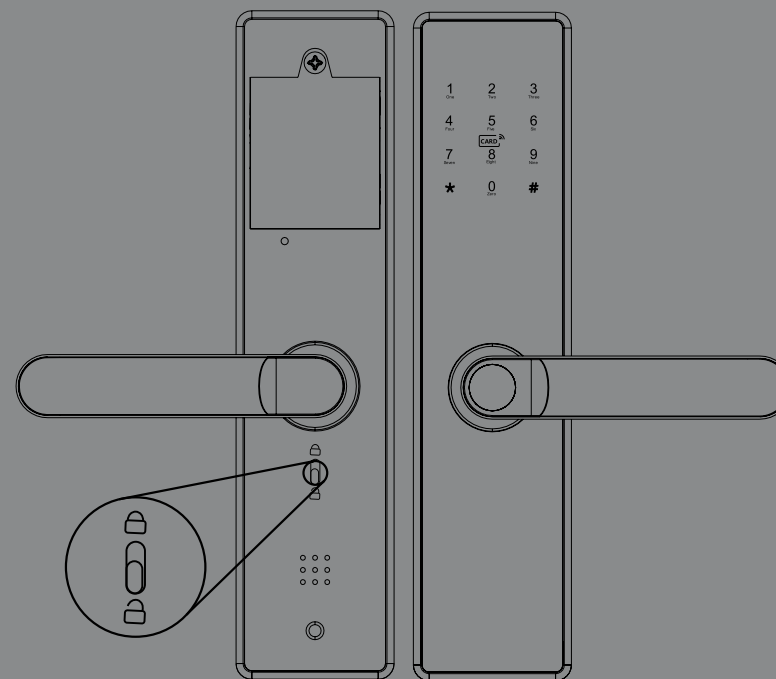
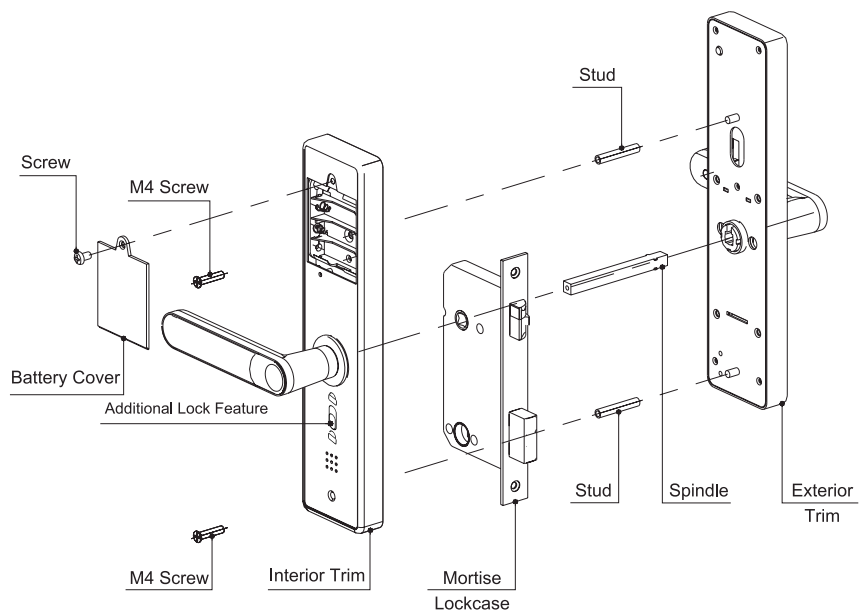
SMART DOOR LOCK

The smart door lock offers an innovative and secure solution for managing interior doors, combining simplicity in design with ease of use. It operates via the Tuya Smart app and supports access through card or keypad entry, making it ideal for homes, offices, and facilities requiring enhanced security.

Crafted from high-quality materials and finished in elegant black, the lock features an IP20 protection rating, making it suitable for indoor use only. Additionally, it includes an internal manual lock for added safety and privacy from inside the room. The product also comes with a bell switch and measures 300×70 mm, ensuring easy installation and reliable performance.



SMART DOOR LOCK



MODEL NO.: 6511 رقم الموديل:	DESCRIPTION: Smart lever door lock قفل الباب النقي الوصف:	SIZE: 300*70mm المقاسات: مم	Fingerprint unlock بصمة الاصبع	emergency key unlock مفتاح معنني
Bell Switch مفتاح جرس	ITEM NO.: 114198 رقم الصنف:	IC card unlock 3 كروت	Password unlock ارقام سرية	Tuya Smart APP تطبيق عالمي للحلول للأقفال الذكية

 Remote Management	 Temporary password	 One-time password
------------------------------	-------------------------------	------------------------------

SMART DOOR LOCK

BLACK

“Read before using”

1-Virtual Password: You can add any numbers before and after the correct password, making the total length up to 16 digits.

2-Password Input Error Protection: After 5 incorrect attempts, the system locks for 2 minutes. During this time, the administrator can unlock it via the App.

3-Low Battery Prompt: When the battery is low (below 4.8V), a voice prompt and flashing backlight will alert you to replace the battery.

4-View Unlocking Records: You can check the unlocking records through the App by clicking on “Records”.

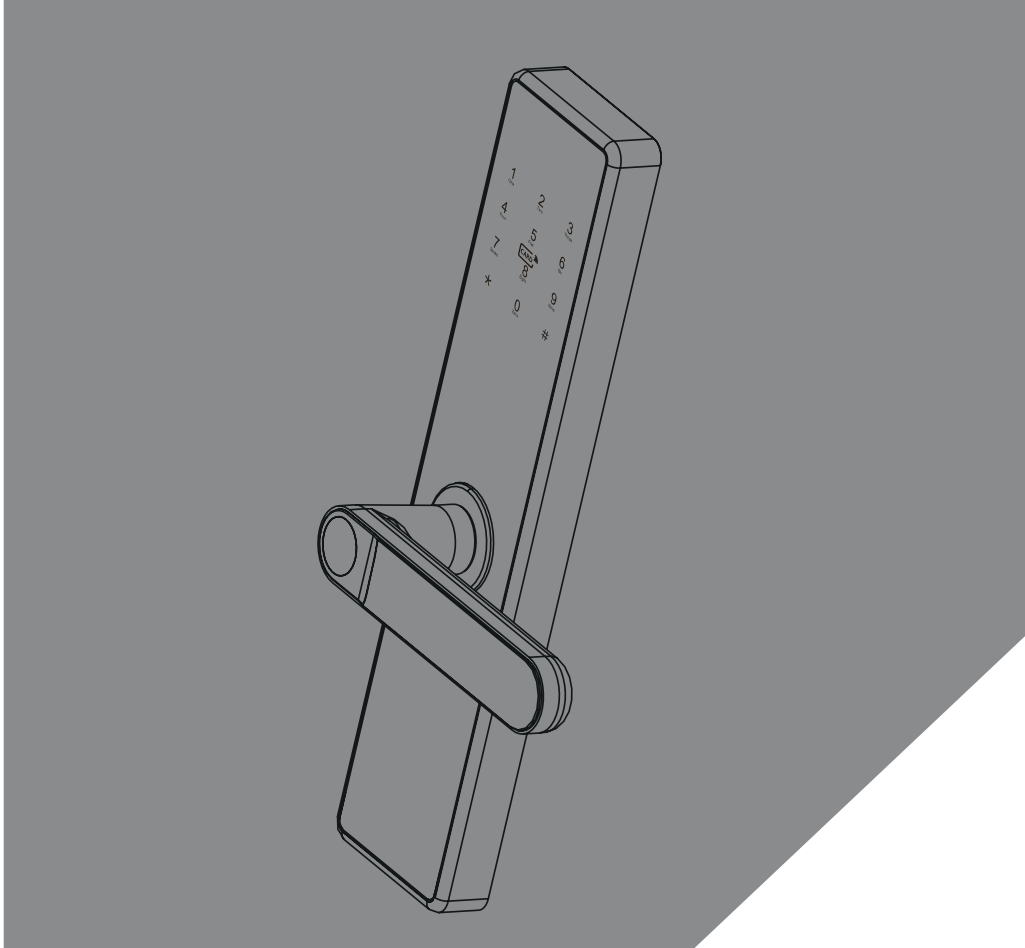
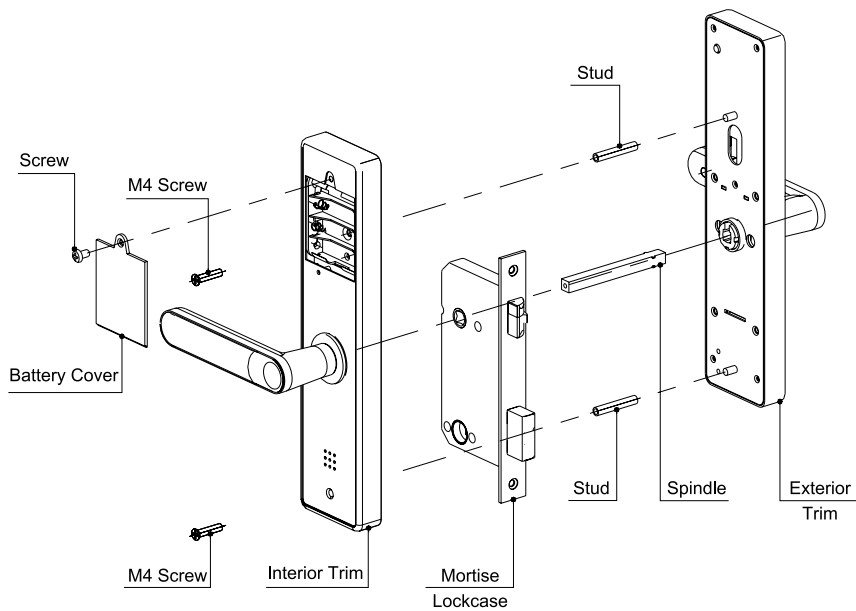
- ▶ Power saving, low energy consumption and long battery life, 4 AA batteries
- ▶ Battery dead emergency door opening, Mechanical key hole
- ▶ Emergency charging solves the trouble of no electricity, Type C emergency charging hole



SMART DOOR LOCK



SMART DOOR LOCK



<p>MODEL NO.:</p> <p>6510</p> <p>رقم الموديل:</p>	<p>DESCRIPTION:</p> <p>Smart lever door lock</p> <p>قفل الباب للذراع</p> <p>الوصف:</p>	<p>SIZE:</p> <p>275*65mm</p> <p>المقاسات: مم</p>	<p>Fingerprint unlock</p> <p>بصمة الاصبع</p>	<p>emergency key unlock</p> <p>مفتاح معدني</p>
<p>Bell Switch</p> <p>مفتاح جرس</p>	<p>ITEM NO.:</p> <p>114187</p> <p>رقم الصنف:</p>	<p>IC card unlock</p> <p>3 كروت</p>	<p>Password unlock</p> <p>ارقام سرية</p>	<p>Tuya Smart APP</p> <p>تطبيق عالمي للحلول للأقفال الذكية</p>

Description: The ventilation fan shall be of the wall-mounted type, low noise and rated for continuous operation.



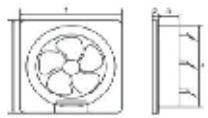
Household Electric Ventilation Fan Motor:

AC 220V
 Made of copper
LIFETIME:10000H (8/24H)

Application: Bathrooms, Restaurants, Kitchens, office , etc

Information:

COLOR : OFF-WHITE
 RATED VOLTAGE :220-240 V
 FREQUENCY : 50~60Hz
 OUTER BODY : NEW PLASTIC



- 1 237 X 237 mm
- 2 50 mm
- 3 80 mm
- 4 190 mm

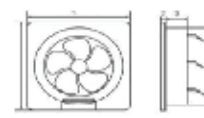
Box size



19 CM

19 CM

ITEM NO :**111014**
 MODEL NO : E-15
 POEWR : 19 WATT
 SIZE : **6" INCH**
 CFM : 141
 RPM : 1300±50
 AIR FLOW : 240m3/h
 NOISE : 37 dB



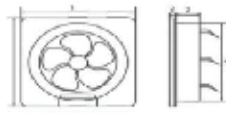
- 1 297 X 297 mm
- 2 41 mm
- 3 87 mm
- 4 234 mm

23.4 CM




23.4 CM

ITEM NO :**111015**
 MODEL NO : E-20
 POEWR : 24 WATT
 SIZE : **8" INCH**
 CFM : 276
 RPM : 1200±50
 AIR FLOW : 468m3/h
 NOISE : 39 dB



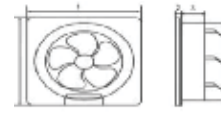
- 1 338 X 338 mm
- 2 48 mm
- 3 87 mm
- 4 276 mm

27.6 CM



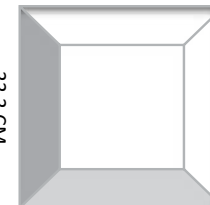
27.6 CM

ITEM NO :**111017**
 MODEL NO : E-25
 POEWR : 30 WATT
 SIZE : **10" INCH**
 CFM : 441
 RPM : 1100±50
 AIR FLOW : 750m3/h
 NOISE : 42 dB



- 1 390 X 390 mm
- 2 42 mm
- 3 90 mm
- 4 333 mm

33.3 CM



33.3 CM

ITEM NO :**111018**
 MODEL NO : E-30
 POEWR : 32 WATT
 SIZE : **12" INCH**
 CFM : 636
 RPM : 1000±50
 AIR FLOW : 1080m3/h
 NOISE : 47 dB

VANTILATION FAN



Description: The ventilation fan shall be of the ceiling-mounted type, low noise and rated for continuous operation.



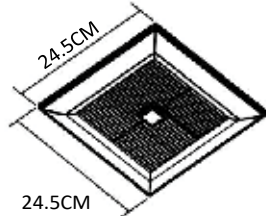
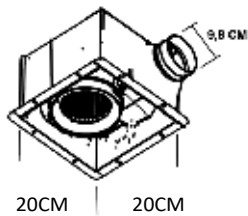
Household Electric Ventilation Fan Motor:

AC 220V
Made of copper
LIFETIME:10000H (8/24H)

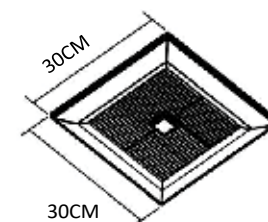
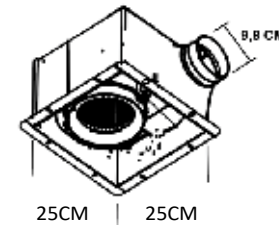
Application: Bathrooms, Restaurants, Kitchens, office , etc

Information:

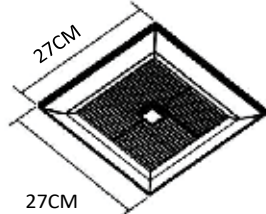
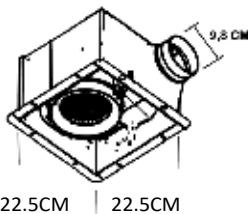
COLOR : OFF-WHITE
RATED VOLTAGE :220-240 V
FREQUENCY : 50~60Hz
OUTER BODY : NEW PLASTIC



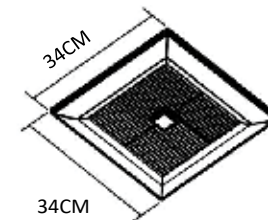
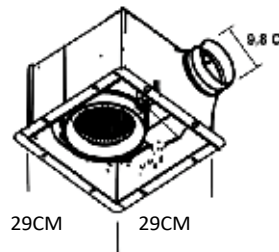
ITEM NO :**111019**
MODEL NO : PC2-E17
POEWR : 23 WATT
SIZE : 8" INCH
CFM : 89
RPM : 1300±50
AIR FLOW : 150m3/h
NOISE : 38 dB



ITEM NO :**111021**
MODEL NO : PC2-E27
POEWR : 28 WATT
SIZE : 10" INCH
CFM : 147
RPM : 1100±50
AIR FLOW : 250m3/h
NOISE : 43 dB



ITEM NO :**111020**
MODEL NO : PC2-E24
POEWR : 25 WATT
SIZE : 9" INCH
CFM : 118
RPM : 1200±50
AIR FLOW : 200m3/h
NOISE : 40 dB



ITEM NO :**111022**
MODEL NO : PC2-E30
POEWR : 48 WATT
SIZE : 12" INCH
CFM : 245
RPM : 1000±50
AIR FLOW : 420m3/h
NOISE : 45 dB

INSECT KILLER

**SANITARY
ECONOMICAL
CONVENIENT**

FEATURES

- ▶ Concise design with side board open-attracting concept, strong housing is optional for aluminum and stainless steel.
- ▶ Full surround collecting drawer and attached brush guarantee a simple and easy way to clean the pests bodies.
- ▶ Removable Plug-in cable for easier operation.
- ▶ Quality UV lamps ensure working life 8000 hours.

 **8000H Lifetime T5**



INSECT KILLER



INSECT KILLER

lifetime UV: 20000 hrs

The Electronic Insect Killer utilizes the black light (ultra-violet rays) of the wave length, which is proven to be the most effective lure for light sensitive flying insects, such as flies, moths, mosquitoes, and other flying insects. These insects are electrocuted by the electrically-charge metal grids. No chemicals, no smell, no sprays, no mess, pollution free and harmless to humans and pets. It is ideal for using in houses, factories, food outlets, restaurant, canteen, office, hospitals, etc.

- Automatic pest-killer
- Advanced technology
- Non-poison, Non smell
- Non-pollution, healthful
- Tik-Tik Double Mesh
- Continue Double Mesh



Perfect for home, Office, Schools, Hospitals, Courtyard and Commercial Areas



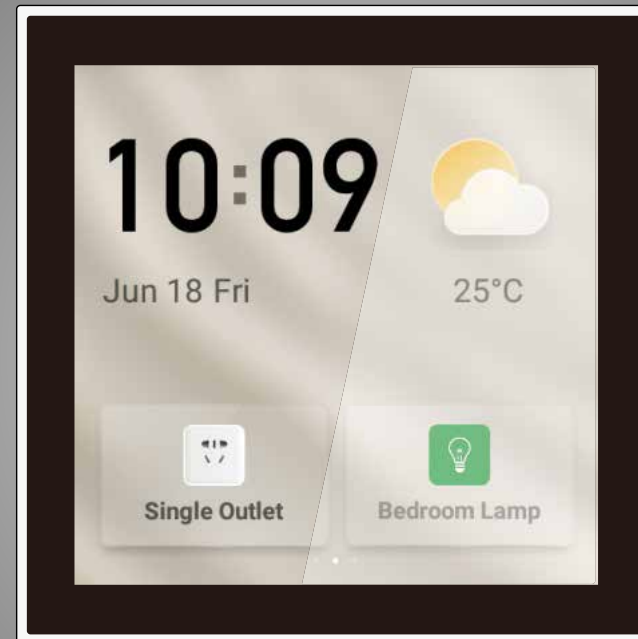

ITEM NO	POWER	VOLTAGE	IP	COLOR	LAMP TYPE	SIZE
110015	30 W	220-240V	IP20	WHITE	G13 T8 BL F15W	470*290*100 mm
110016	16 W	220-240V	IP20	SILVER	2X8WT5/BL	260*300*90 mm
110017	20 W	220-240V	IP20	SILVER	2X10WT8/BL	390*260*100 mm
110018	30 W	220-240V	IP20	SILVER	2X15WT8/BL	490*310*100 mm
110019	40 W	220-240V	IP20	BLACK	2X20WT8/BL	310*635*90 mm
110021	30 W	220-240V	IP20	SILVER	2X15WT8/BL	510*310*140 mm
110022	10 W	220-240V	IP20	WHITE	UV-A LED	380*380*80 mm
110023	10 W	220-240V	IP20	BLACK	UV-A LED	380*380*80 mm
110024	20 W	220-240V	IP20	WHITE	1X20W 3U E27	195*370*135 mm
110026	20 W	220-240V	IP20	BLACK	1X20W 3U E27	195*370*135 mm
110027	13 W	220-240V	IP20	SILVER	1X13W 2U E27	400*200*150 mm
110028	27 W	220-240V	IP20	SILVER	G5: 2XT5: BL F8W	111*340*270 mm
110029	32 W	220-240V	IP20	SILVER	G13: 2XT8: BL F15W	390*300*111 mm
110030	40 W	220-240V	IP20	SILVER	G13: 2XT8: BL F10W	390*320*111 mm

SMART SERIES

ITEM NO	VOLTAGE	Ta	WIRELESS TYPE	SIZE
205001	100-240V	40°C	WI-FI - ZIGBEE - BLUETOOTH	86*86*36 mm
205002	100-250V	45°C	ZIGBEE	86*86*36 mm
205003	100-250V	45°C	WI-FI	86*86*36 mm

NEWPOWER Smart Switch is a modern smart switch that allows remote control of devices via smartphone, featuring a sleek glass design and multiple colors to match your home décor.

NEWPOWER Smart Home Integration
Multi-Functional Touch Screen Control
Panel 4 Inch in Wall Central Control
Intelligent Scenes Automation.



SMART SERIES



ITEM NO: 205005



ITEM NO: NP-166

ITEM NO	VOLTAGE	Ta	MATERIAL	WIRELESS TYPE	SIZE
205004	DC 5V	40°C	GLASS + PLASTIC	WI-FI	64*22 mm
205005	220-240V	70°C	GLASS + PLASTIC	IR	230*130*40 mm
NP-166	220-250V	45°C	PLASTIC	IR	86*86*31 mm


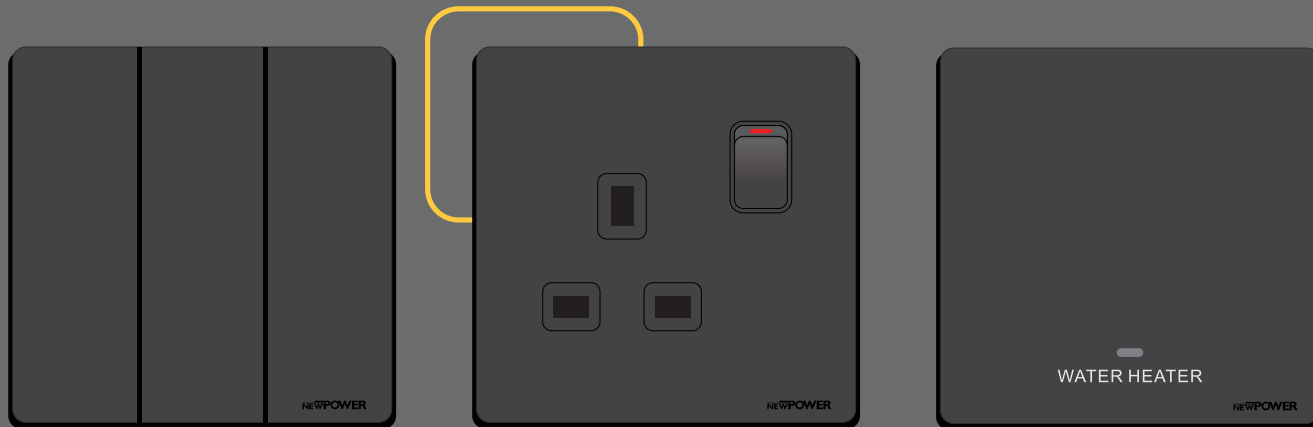


ITEM NO: 205004

Touch The New World

FLEX

PIANO DESIGN




PIANO DESIGN


FLEX

WHITE


NEWPOWER®




S1001-1 Gang 1 way switch wide 16AX 7*7



S1201-2 Gang 1 way switch With bridge 16AX 7*7




S1301-3 Gang 1 way switch With bridge 16AX 7*7



S1401-4 Gang 1 way switch With bridge 16AX 7*7



S1501- Bell switch wide 16A 7*7



S4002- 1 Gang Satellite Socket 7*7



S4009- 1Gang Tel Out let 7*7



S4001- 1 Gang data Out let (CAT6) 7*7

S1002-1 Gang 2 way switch wide 16AX 7*7

S1202-2 Gang 2 way switch wide 16AX 7*7

S1302-3 Gang 2 way switch wide 16AX 7*7

S1402-4 Gang 2 way switch wide 16AX 7*7

1004 - 1 Gang 4 way intermediate switch with 16AX 7*7



5001- 45A A/C switch 7*7



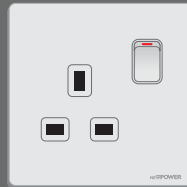
5005- 20A water heater switch wide 7*7




S5004- 20A water heater switch wide 7*7




S5002- 45A A/C switch 7*7



S2002- 13A 3pin switched (double pole) socket 7*7



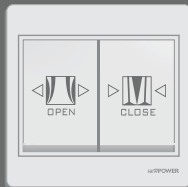
S2001- 13A 3 pin socket 7*7



S2301- 13A Socket With TYPE C 7*7



NP-345LB - 45A A/C switch 7*14



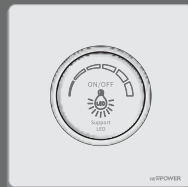
NP-115- shutter switch 7*7




S3006 - fan dimmer 7*7




S3002 - 630w / 220v dimmer switch 7*7



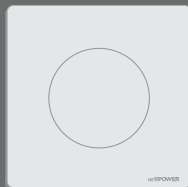
S3004- 300w / 220v dimmer switch 7*7



S2202- Double 13A 3pin switched(double pole) socket 7*14



S2201- Double 13A 3pin socket 7*14



S1504- Blank plate 7*7



NP-114- Key card switch 7*7



DGS1001- 1 Gang 1 way switch wide 16AX 7*7

DGS1002- 1 Gang 2 way switch wide 16AX 7*7

DG1004 - 1 Gang 4 way intermediate switch with 16AX 7*7



DGS1201- 2 Gang 1 way switch With bridge 16AX 7*7

DGS1202- 2 Gang 2 way switch wide 16AX 7*7



DGS1301- 3 Gang 1 way switch With bridge 16AX 7*7

DGS1302- 3 Gang 2 way switch wide 16AX 7*7



DGS1401- 4 Gang 1 way switch With bridge 16AX 7*7

DGS1402- 4 Gang 2 way switch wide 16AX 7*7



DGS1501- Bell switch wide 16A 7*7



DGS4002- 1 Gang Satellite Socket 7*7



DGS4009- 1Gang Tel Out let 7*7



DGS4001- 1 Gang data Out let (CAT6) 7*7



DG5001- 45A A/C switch 7*7




DG5005- 20A water heater switch wide 7*7




DGS5004- 20A water heater switch wide 7*7




DGS5002- 45A A/C switch 7*7



DGS2002- 13A 3pin switched (double pole) socket 7*7



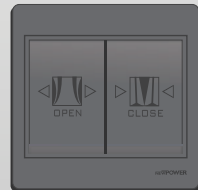
DGS2001- 13A 3 pin socket 7*7



DGS2301- 13A Socket With TYPE C 7*7



NP-DG345LB - 45A A/C switch 7*14



NP-DG115- shutter switch 7*7



DGS3006 - fan dimmer 7*7



DGS3002 - 630w / 220v dimmer switch 7*7




DGS3004- 300w / 220v dimmer switch 7*7



DGS2201- Double 13A 3pin socket 7*14



DGS2202- Double 13A 3pin switched(double pole) socket 7*14



DGS1504- Blank plate 7*7




NP-DG114- Key card switch 7*7



BLKS1001- 1 Gang 1 way switch wide 16AX 7*7

BLKS1002- 1 Gang 2 way switch wide 16AX 7*7

BLK1004 - 1 Gang 4 way intermediate switch with 16AX 7*7



BLKS1201- 2 Gang 1 way switch With bridge 16AX 7*7

BLKS1202- 2 Gang 2 way switch wide 16AX 7*7



BLKS1301- 3 Gang 1 way switch With bridge 16AX 7*7

BLKS1302- 3 Gang 2 way switch wide 16AX 7*7




BLKS1401- 4 Gang 1 way switch With bridge 16AX 7*7

BLKS1402- 4 Gang 2 way switch wide 16AX 7*7



BLKS1501- Bell switch wide 16A 7*7



BLKS4002- 1 Gang Satellite Socket 7*7



BLKS4009- 1Gang Tel Out let 7*7



BLKS4001- 1 Gang data Out let (CAT6) 7*7



BLKS5001- 45A A/C switch 7*7




BLKS5005- 20A water heater switch wide 7*7




BLKS5004- 20A water heater switch wide 7*7



BLKS5002- 45A A/C switch 7*7




BLKS2002- 13A 3pin switched (double pole) socket 7*7



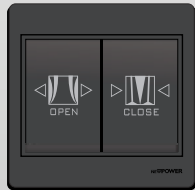
BLKS2001- 13A 3 pin socket 7*7



BLKS2301- 13A Socket With TYPE C 7*7



NP-BLK345LB - 45A A/C switch 7*14



NP-BLK115- shutter switch 7*7




BLKS3006 - fan dimmer 7*7




BLKS3002 - 630w / 220v dimmer switch 7*7




BLKS3004 - 300w / 220v dimmer switch 7*7



BLKS2201- Double 13A 3pin socket 7*14



BLKS2202- Double 13A 3pin switched(double pole) socket 7*14



BLKS1504- Blank plate 7*7



NP-BLK114- Key card switch 7*7

SLIM DESIGN

FORTE



THE
THINNEST
you'll ever see

6.5 mm



Touch The New World




SLIM DESIGN FORTE

WHITE


NEWPOWER®




NP-1001-1 Gang 1 way switch with 16A 7*7
NP-1002-1 Gang 2 way switch with 16A 7*7
NP-1004-1 Gang 4 way intermediate switch with 16A 7*7



NP-1201-2 Gang 1 way switch With badge 16A 7*7
NP-1202-2 Gang 2 way switch with 16A 7*7
NP-1204-2 Gang 4 way intermediate 16A 7*7



NP-1301-3 Gang 1 way switch With bridge 16A 7*7
NP-1302-3 Gang 2 way switch with 16A 7*7



NP-1401-4 Gang 1 way switch With bridge 16A 7*7
NP-1402-4 Gang 2 way switch with 16A 7*7



NP-1501- Bell switch wide 16A 7*7



NP-4002- 1 Gang Satellite Socket 7*7




NP-4004- 1Gang Tel Out let 7*7



NP-4001- 1 Gang data Out let (CAT6) 7*7




NP-3002- 45A A/C switch 7*7 10mm




NP-5005- 20A water heater switch wide 7*7 10mm




NP-5004- 20A water heater switch wide 7*7 9mm




NP-5001- 45A A/C switch 7*7 8mm



NP-5003- 45A A/C switch 7*14 8mm



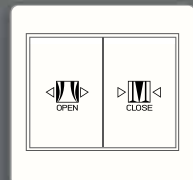
NP-2002- 13A 3pin switched (double pole) socket 7*7




NP-2001- 13A 3 pin socket 7*7




NP-2301- 13A Socket With TYPE C 7*7



NP-1503- shutter switch 7*7



NP-3006 - fan dimmer 7*7
NP-3007 - fan dimmer (push button type) 7*7




NP-3001- 1000w / 220v dimmer switch 7*7
NP-3002 - 650w / 220v dimmer switch 7*7
NP-3003 - 550w / 220v dimmer switch (Push on/off) 7*7




NP-3004- 360w / 220v dimmer switch 7*7
NP-3005 - 200w / 220v dimmer switch 7*7




NP-2201- Double 13A 3pin socket 7*14



NP-2202- Double 13A 3pin switched (double pole) socket 7*14



NP-1504- Blank plate 7*7 6mm



NP-1502- Key card switch 7*7 6mm



NP-DG1001- 1 Gang 1 way switch wide 16A 7*7



NP-DG1201- 2 Gang 1 way switch With bridge 16A 7*7



NP-DG1301- 3 Gang 1 way switch With bridge 16A 7*7



NP-DG1401- 4 Gang 1 way switch With bridge 16A 7*7



NP-DG1501- Bell switch wide 16A 7*7



NP-DG4002- 1 Gang Satellite Socket 7*7



NP-DG4004- 1Gang Tel Out let 7*7



NP-DG4001- 1 Gang data Out let (CAT6) 7*7

NP-DG1002- 1 Gang 2 way switch wide 16A 7*7

NP-DG1202- 2 Gang 2 way switch wide 16A 7*7

NP-DG1302- 3 Gang 2 way switch wide 16A 7*7

NP-DG1402- 4 Gang 2 way switch wide 16A 7*7

NP-DG1004 - 1 Gang 4 way intermediate switch with 16A 7*7

NP-DG1204- 2 Gang 4 way intermediate 16A 7*7



NP-DG5002- 45A A/C switch 7*7 10 ml



NP-DG5005- 20A water heater switch wide 7*7 10ml



NP-DG5004 - 20A water heater switch wide 7*7 5ml



NP-DG5001- 45A A/C switch 7*7 5ml



NP-DG5003 - 45A A/C switch 7*14 5ml



NP-DG2002- 13A 3pin switched (double pole) socket 7*7



NP-DG2001- 13A 3 pin socket 7*7



NP-DG2301- 13A Socket With TYPE C 7*7



NP-DG1503- shutter switch 7*7



NP-DG3005 - fan dimmer 7*7
NP-DG3007 - fan dimmer (push button type) 7*7



NP-DG3001- 1000w / 220v dimmer switch 7*7
NP-DG3002 - 630w / 220v dimmer switch 7*7
NP-DG3005 - 200w / 220v dimmer switch 7*7
NP-DG3003 - 630w / 220v dimmer switch (Push on/off) 7*7



NP-DG3004- 300w / 220v dimmer switch 7*7
NP-DG3005 - 200w / 220v dimmer switch 7*7



NP-DG2201- Double 13A 3pin socket 7*14



NP-DG2202- Double 13A 3pin switched (double pole) socket 7*14



NP-DG1504- Blank plate 7*7 5ml



NP-DG1502- Key card switch 7*7 5ml

SLIM DESIGN **FORTE**

BLACK

NEWPOWER®



NP-BLK1001- 1 Gang 1 way switch wide 16A 7*7



NP-BLK1201- 2 Gang 1 way switch With bridge 16A 7*7



NP-BLK1301- 3 Gang 1 way switch With bridge 16A 7*7



NP-BLK1401- 4 Gang 1 way switch With bridge 16A 7*7



NP-BLK1501- Bell switch wide 16A 7*7



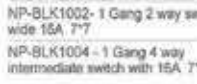
NP-BLK4002- 1 Gang Satellite Socket 7*7



NP-BLK4004- 1Gang Tel Out let 7*7



NP-BLK4001- 1 Gang data Out let (CAT6) 7*7



NP-BLK1002- 1 Gang 2 way switch wide 16A 7*7



NP-BLK1202- 2 Gang 2 way switch wide 16A 7*7



NP-BLK1302- 3 Gang 2 way switch wide 16A 7*7



NP-BLK1402- 4 Gang 2 way switch wide 16A 7*7



NP-BLK1004- 1 Gang 4 way intermediate switch with 16A 7*7



NP-BLK1204- 2 Gang 4 way intermediate 16A 7*7



NP-BLK5002- 45A A/C switch 7*7 10 ml



NP-BLK5005- 20A water heater switch wide 7*7 10ml



NP-BLK5004- 20A water heater switch wide 7*7 5ml



NP-BLK5001- 45A A/C switch 7*7 5ml



NP-BLK5003- 45A A/C switch 7*14 5ml



NP-BLK2002- 13A 3pin switched (double pole) socket 7*7



NP-BLK2001- 13A 3 pin socket 7*7



NP-BLK2301- 13A Socket With TYPE C 7*7



NP-BLK1503- shutter switch 7*7




NP-BLK3006- fan dimmer 7*7




NP-BLK3007- fan dimmer (push button type) 7*7



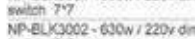
NP-BLK3001- 1000w / 220v dimmer switch 7*7




NP-BLK3002- 630w / 220v dimmer switch 7*7



NP-BLK3004- 300w / 220v dimmer switch 7*7



NP-BLK3005- 200w / 220v dimmer switch 7*7



NP-BLK3003- 630w / 220v dimmer switch (Push on/off) 7*7



NP-BLK2201- Double 13A 3pin socket 7*14



NP-BLK2202- Double 13A 3pin switched(double pole) socket 7*14



NP-BLK1504- Blank plate 7*7 6ml



NP-BLK1502- Key card switch 7*7 6ml

SWITCHES AND SOCKETS



Touch The New World



NEW POWER switches feature

The inner base is made of galvanized and electrically insulated metal to ensure high stability and durability during installation and use.

Elegant shape and high quality to suit all tastes.

The front is made of polycarbonate which is fire-resistant and does not help to ignite.

The internal conductors are made of pure copper.

Silver metal is used at the internal contact points of the air conditioner switch in order to reduce the heat and ensure outstanding performance throughout the life of the product.

Wire base cleat is wide and suitable for all sizes.

An internal connection bridge has been added, according to Saudi specifications, to facilitate installation and save time.

All sockets are Gulf Consumer Certified.

The front part is equipped with a naplon cover to protect from paint and dirt.

Warranty for keys and sockets is **25 years**, and items that contain electronic components are guaranteed for two years







1 gang 1 way switch
NP-801H1
1 gang 2 way switch
NP-801H2



2 gang 1 way switch
NP-802
2 gang 2 way switch
NP-802H2



3 gang 1 way switch
NP-803
3 gang 2 way switch
NP-803H2



4 gang 1 way switch
NP-804
4 gang 2 way switch
NP-804H2



shutter switch 7*7
NP-115



fan dimmer
(push button type) 7*7
NP-116



100W Sensor 7*7
NP-121



200w / 220v dimmer switch
(Push on/off)
NP-133



Bell push
NP-103



1 gang intermediate switch
NP-801H4



13A 3 pin socket
NP-301



13A 3 pin switched
(double pole)socket
NP-301M



45A double pole switch
with LED(7x14)
NP-345LB



Waterproof cover
NP-104



13A 3pin socket
with USB 2A
NP-301USB



2gang data outlet (cat 6)
NP-207



13A 3 pin switched
(double pole)socket
with LED NP-301ML



1 gang Satellite socket
NP-110



1 gang TEL outlet
NP-106



1 gang data outlet(CAT6)
NP-107



100W ceiling
mounted sensor
NP-122



Satellite +Tel socket 7*7
NP-112



2 gang TELsocket 7*7
NP-109



Blank plate
NP-311



45A A/C connection 7*7
NP-113



key card switch 7*7
NP-114




20A water heater
switch wide with LED
NP-305L



NEW TYPE C



Double 13A 3 pin switched socket
(double pole)
NP-303



Double 13A switched socket
(double pole)
NP-303M

CLASSIC SERIES

CREAM



1 gang 1 way switch
NP-BG2801H1
1 gang 2 way switch
NP-BG2801H2



2 gang 1 way switch
NP-BG2802
2 gang 2 way switch
NP-BG2802H2



3 gang 1 way switch
NP-BG2803
3 gang 2 way switch
NP-BG2803H2



4 gang 1 way switch
NP-BG2804
4 gang 2 way switch
NP-BG2804H2



shutter switch 7*7
NP-BG2115



Blank plate
NP-BG2311



100W Sensor 7*7
NP-BG2121



Bell push
NP-BG210J



1 gang intermediate
switch
NP-BG2801H4



13A 3 pin socket
NP-BG2301



13A 3 pin switched
(double pole)socket
NP-BG2301M



45A double pole switch
with LED(7x14)
NP-BG2345LB



key card switch 7*7
NP-BG2114



200w / 220v dimmer switch
(Push on/off)
NP-BG2133



13A 3 pin switched
(double pole)socket
with LED
NP-BG2301ML



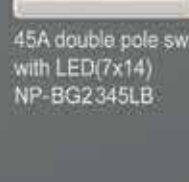
1 gang Satellite socket
NP-BG2110



1 gang TEL outlet
NP-BG2106



1 gang data outlet(CAT6)
NP-BG2107



13A 3pin socket
with USB 2A
NP-BG2301USB



2gang data outlet (cat 6)
NP-BG2207



20A water heater
switch wide with LED
NP-BG2305L



Double 13A 3 pin switched socket
(double pole)
NP-BG2303



Double 13A switched socket
(double pole)
NP-BG2303M



NP - BLK 801 H1
1 Gang 1 way switch wide
NP - BLK 801 H2 /1 Gang 2 way switch wide



NP - BLK 802
1 Gang 1 way switch wide
NP-BLK 802H2 /2Gang 1 way switch wide



NP - BLK 803
1 Gang 1 way switch wide
NP-BLK 803H2 /2Gang 1 way switch wide



NP - BLK 804
1 Gang 1 way switch wide
NP-BLK 804H2 /2Gang 1 way switch wide



NP - BLK 116
Fan dimmer



NP - BLK 133
200w/220v dimmer switch



NP - BLK 311
Blank plate



NP - BLK 115
Shutter switch



NP - BLK 301ML 13 A 3 pin
switched (double pole) socket
with LED



NP - BLK 301 USB
13 A 3 pin socket with USB



NP - BLK 301
13 A 3 pin socket



NP - BLK 301M 13 A 3 pin
switched (double pole) socket



NP - BLK 345LB (7*14)
45 A double pole switch with LED



NP - BLK 103
Bell push



NP - BLK 303M
Double 13 A switched socket (double pole)



NP - BLK 207
2 Gang DATA outlet (CAT6)



NP - BLK 110
1 Gang Satellite socket



NP - BLK 106
1 Gang TEL.outlet



NP - BLK 107
1 Gang DATA outlet (CAT6)



NP - BLK 113
45 A A/C connection 7*7



NP - BLK 345L (7*7)
45 A double pole switch
with LED



NP - BLK 305 L
water heater switch wide LED

SPECIFICATIONS :

The inner base is made of galvanized and electrically insulated metal to ensure high stability and durability during installation and use. Elegant shape and high quality to suit all tastes. The front is made of polycarbonate which is fire-resistant and does not help to ignite. The internal conductors are made of pure copper. Silver metal is used at the internal contact points of the air conditioner switch in order to reduce the heat and ensure outstanding performance throughout the life of the product.



NP - DG 801 H1
1 Gang 1 way switch wide
NP-DG 801H2 / 1 Gang 2 way switch wide



NP - DG 802
1 Gang 1 way switch wide
NP-DG 802H2 / 2 Gang 1 way switch wide



NP - DG 803
1 Gang 1 way switch wide
NP-DG 803H2 / 2 Gang 1 way switch wide



NP - DG 804
1 Gang 1 way switch wide
NP-DG 804H2 / 2 Gang 1 way switch wide



NP - DG 116
Fan dimmer



NP - DG 133
200w/220v dimmer switch



NP - DG 311
Blank plate



NP - DG 115
Shutter switch



NP - DG 301ML 13 A 3 pin switched (double pole) socket with LED



NP - DG 301 USB
13 A 3 pin socket with USB



NP - DG 301
13 A 3 pin socket



NP - DG 301M 13 A 3 pin switched (double pole) socket



NP - DG 345LB (7~14)
45 A double pole switch with LED



NP - DG 103
Bell push



NP - DG 303M
Double 13 A switched socket (double pole)



NP - DG 207
2 Gang DATA outlet (CAT6)



NP - DG 110
1 Gang Satellite socket



NP - DG 106
1 Gang TEL outlet



NP - DG 107
1 Gang DATA outlet (CAT6)



NP - DG 113
45 A A/C connection 77



NP - DG 345L (77)
45 A double pole switch with LED



NP - DG 305 L
water heater switch wide LED

SPECIFICATIONS :

An internal connection bridge has been added, according to Saudi specifications, to facilitate installation and save time.

All sockets are Gulf Consumer Certified.

The front part is equipped with a nylon cover to protect from paint and dirt.

INTERIOR ACCESSORIES

PLUG

FUSED 13A

NEWPOWER ELECTRICAL PLUG WITH SQUARE AND AMPERE INPUT DESIGN UP TO 13 AMPS USED TO CONNECT DEVICES THAT REQUIRE HIGH ELECTRICAL ENERGY WITH A CIRCUIT BREAKER FOR PROTECTION.



INTERIOR ACCESSORIES



ITEM NO: 10932



ITEM NO: 109033



ITEM NO: 109034



ITEM NO: 109035



ITEM NO: 109036



ITEM NO: 109037



ITEM NO: 109038

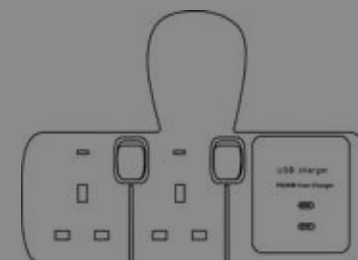


ITEM NO: 109039



ITEM NO: 109040

ITEM NO	COLOR	VOLTAGE	UK WAY	USB	FAST CHARGE	MATERIAL
109032	WHITE	13A 250V	3 WAY	-	-	PC
109033	WHITE	13A 250V	2 WAY	2 USB TYPE C	FAST CHARGE	PC
109034	WHITE	13A 250V	2 WAY	2 USB TYPE C	-	PC
109035	WHITE	13A 250V	3 WAY	2 USB TYPE C	FAST CHARGE	PC
109036	WHITE	13A 250V	3 WAY	2 USB TYPE C	-	PC
109037	WHITE	13A 250V	3 WAY	-	-	PC
109038	WHITE	13A 250V	3 WAY	2 USB TYPE C	-	PC
109039	WHITE	13A 250V	-	-	-	PC
109040	BLACK	13A 250V	-	-	-	PC



INFRARED PRESENCE SENSOR

FORTE & SURFACE

0.5 WATT

IP20



INFRARED PRESENCE SENSOR



ITEM NO: 201193



ITEM NO: 201194



ITEM NO: 201195



ITEM NO: 201208



ITEM NO: 201078



ITEM NO: 201196



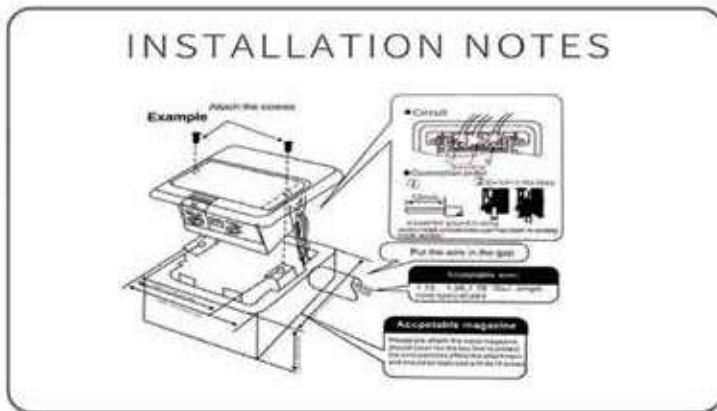
ITEM NO: 201209

ITEM NO	LOAD	COLOR	IP	VOLTAGE	TIME DELAY	INSTALLATION HEIGHT	INSTALL	SIZE
201193	200 W	WHITE	IP20	220-240V/AC	10sec - 15min	2.2-4m	SURFACE	115*25 mm
201194	200 W	BLACK	IP20	220-240V/AC	10sec - 15min	2.2-4m	SURFACE	115*25 mm
201195	1000 W	WHITE	IP44	220-240V/AC	10sec - 30min	2.2-6 m	SURFACE	105*66 mm
201208	1000 W	BLACK	IP44	220-240V/AC	10sec - 30min	2.2-6 m	SURFACE	105*66 mm
201078	100 W	WHITE	IP20	220-240V/AC	45sec	3 m	RECESSED	87*86*31mm
201196	1000 W	WHITE	IP44	220-240V/AC	10sec - 30 min	2.2-6 m	RECESSED	110*75 mm
201209	100 W	WHITE	IP20	220-240V/AC	10sec - 30min	1.8-4 m	RECESSED	100*49 mm

-Adaptation of the detection range possible using the included masking elements.
 -With brightness-independent test mode for evaluating the detection zone.

-With detection display in test mode.
 -Ceiling installation using integrated spring bracket.
 -Rated voltage: 220 V~, +10 % / -10 %
 -Rated frequency: 50/60 Hz
 -Suitable for: 230 V incandescent lamps

FLOOR BOX



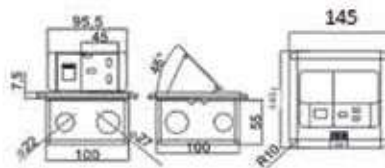
L-LIVE-Brown or Red N-Neutral- Blue or Black

⊕- Earth-Green and yellow

*Note- Minimum protective bonding conductor size of copper conductors : 3A Min.22AWG

SPECIFICATIONS

13A 250V~ 50/60Hz



FLOOR BOX



FLOOR BOX



201178



201174



201179



201182



201180



201181

Item Code	Description	Dimensions
201174	Floor Box	120x120x75
201178	Floor Box	145x145x75
201179	Single Cover	-
201180	Single Computer Socket	-
201181	Single Phone Socket	-
201182	Single Socket 13A	-



FLOOR BOX



ITEM No:201080

Single Weather proof outdoor switch

Size 7 * 7 cm



ITEM No:201122

Double Weather proof outdoor switch

Size 7 * 14 cm



FLOOR BOX



WEATHER PROOF OUTDOOR SWITCH

WEATHER PROOF OUTDOOR SWITCH

Item Code	Description
NP-201202	Waterproof cover accessories 7x7 (IP66)
NP-201203	Waterproof cover accessories 7x14 (IP66)



ANTI-SNOW




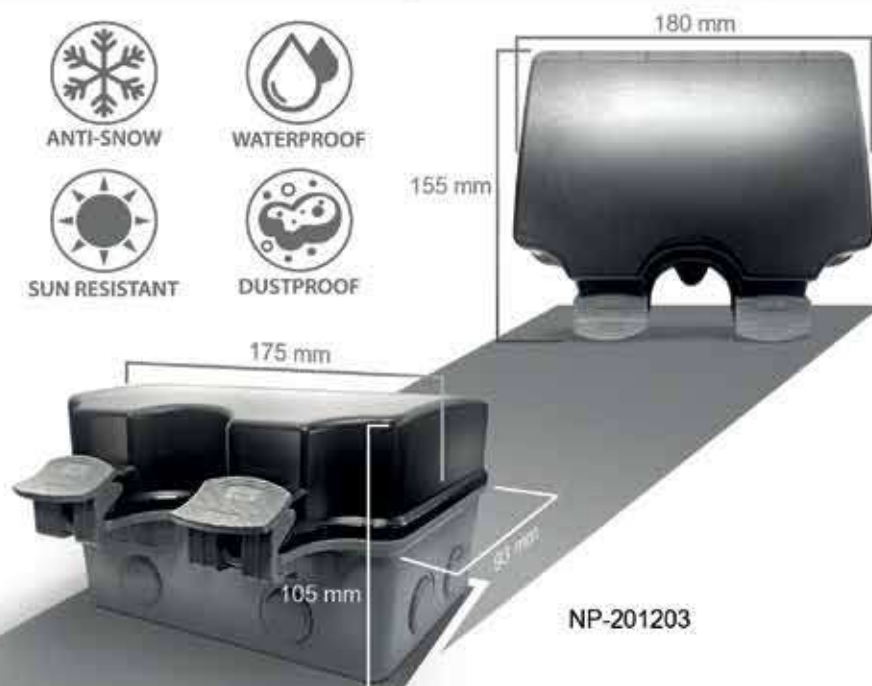
WATERPROOF



SUN RESISTANT



DUSTPROOF



DISCONNECT SWITCH

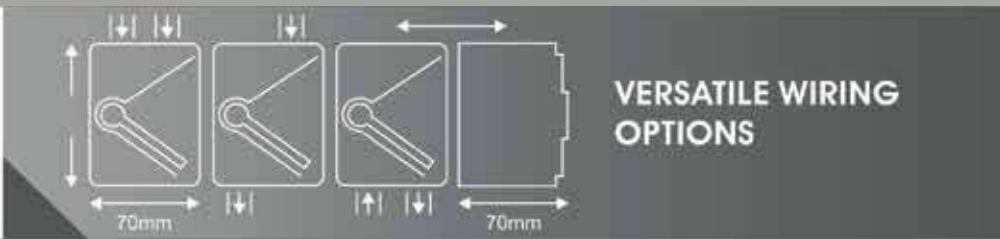
WEATHERPROTECTED
SURFACE SWITCH

20 AMP

IP66

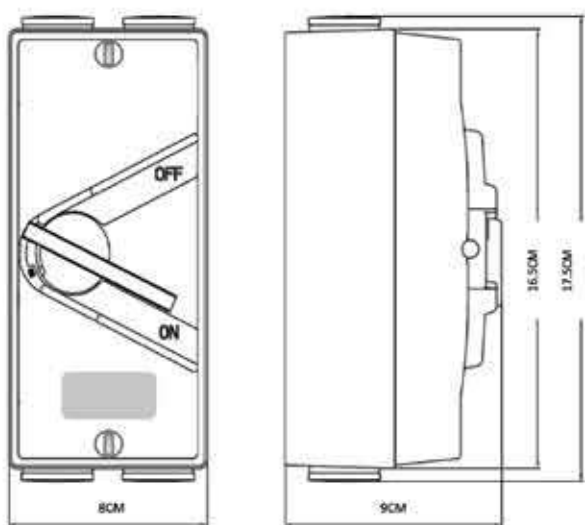


DISCONNECT SWITCH



**VERSATILE WIRING
OPTIONS**

WEATHERPROTECTED SURFACE SWITCH



Isolator:

- High reliability with 4500 A rated short-circuit making capacity for isolators
- Complete accessories for easy installation

S	Item Code	Description
1	201186	20A , 2P , 230v Disconnecting Switch
2	201197	45A , 2P , 230v Disconnecting Switch
3	201188	63A , 2P , 230v Disconnecting Switch
4	201189	32A , 3P , 230v Disconnecting Switch
5	201198	45A , 3P , 230v Disconnecting Switch
6	201191	63A , 3P , 230v Disconnecting Switch
7	201199	32A , 4P , 230v Disconnecting Switch
8	201200	45A , 4P , 230v Disconnecting Switch
9	201201	63A , 4P , 230v Disconnecting Switch

RANGE FEATURES:

- Degree of protection IP65 prevents dust and powerful water jets
- Complies to outdoor applications
- Enclosure made of high-quality PC materials and high temperature insulation
- Resistance to Ultraviolet (UV) radiation and anti- corrosion

EMERGENCY LIGHT

EMERGENCY EXIT SIGN

HIGH QUALITY LIGHTING

Technical Details

- ▶ Intergrated plastic LED Downlight
- ▶ Built-in power
- ▶ SASO , RoHS approved
- ▶ No flickering , No RF interference
- ▶ Super bright and Luminous surface is much wider



EMERGENCY LIGHT



EMERGENCY EXIT SIGN

Model No: BY-B2108E-S24L-C

Item No: 114034

Voltage: 220-240VAC 50/60Hz

Battery: LFP 3.2V 1.5Ah

Emergency luminous: 12lm

External dimensions: 296x44x192 (mm)

AC Power: 5.5W

Water proof grade: IP40

AC luminous: 22lm



Item No.	Name
114093	Corner emergency exit accessory
114066	Wall surface emergency exit accessory
114131	Emergency exit accessory, suspended from the ceiling, 25 cm long
114132	Emergency exit accessory, suspended from the ceiling, 50 cm long
114133	Emergency exit accessory, suspended from the ceiling, 100 cm long



114093



114066

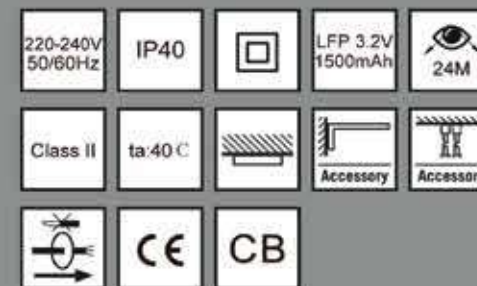


114131 - 114132 - 114133

ITEM NO	Rated power	Correlated Color Temperature	Battery (LiFePO4)	Mains voltage	Operation temperature range	Guarantee	Battery Life	Recharging time	Minimum emergency duration	Degree of protection
114034	5.5 w	6500 - 7000 K	3.2V/1.5Ah	220-240 v	ta:40 C	2 Years (1 year for the battery)	Up to 4 years	24h	3h	IP40

5.5 watt
ENERGY SAVING

Light Source
SMD 4014



APPLICATION

- ▶ Office
- ▶ Restaurant
- ▶ Shopping Mall
- ▶ Hotel
- ▶ Home

EMERGENCY LIGHT

Model No.: LT-42007FD

Battery Type: Lead-acid battery

Battery Capacity & Voltage: 6V, 4000mAH

Battery life: 300 Circles

LED Qty & Chip Type: 48PCS 2835

LED CCT: 6500~7500K

Luminous Flux (lm): Single head: 500LM / Double head: 1000LM

Input Power (W): 3.3W

Output (Discharge) Power (W): 6W

Full Charging Time: <20H / 220V

Discharge Time: Single head: MAX: 8H / Double head: MAX: 5H

Input/Recharge Voltage (V): AC 220-240V

Output/Discharge Voltage (V): 5-6.4V

Operation Temperature: 0°C ~ 40°C, 10% ~ 80% R.H.

Storage Temperature: -10°C ~ +60°C, 0% ~ 90% R.H.

Mounting holes distance: 184mm

Unit Size (H × L × W): 255.6 × 84.4 × 232.2mm

Net weight: 1165g

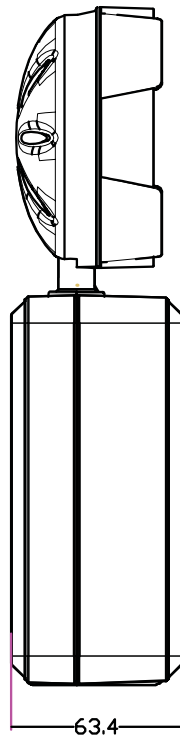


EMERGENCY LIGHT

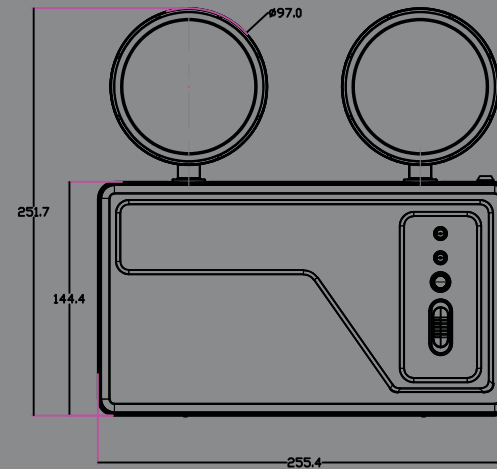
NEWPOWER®



Input: 3W
Output Discharge: 6W



ITEM NO	Ta	CRI	IP	VOLTAGE	CHARGING TIME	BEAM ANGLE	SIZE
114191	40°C	<70	IP20	220-240V	<20H/220V	120°	255.4*63.4*251.7 mm



Accessories



EMERGENCY LIGHT

EMERGENCY LIGHT

LED

Product description

- Super bright&Long Lasting LEDs
- CE & CB & SASO Approved
- High / Low level brightness adjustable
- 3 Hour Emergency Duration
- Overcharge and Over-discharge protection
- Power Cable included

Dimensions

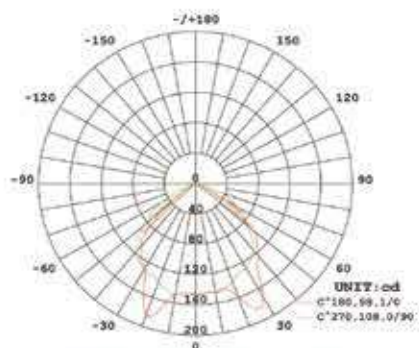
- Length 340 mm x Width 40.5 mm x Height/Depth 79 mm
- Weight : 573 g
- Material : PC
- Protection type : IP20
- Permissible ambient temperature : 0 °C...40 °C
- Switch Mode : **Switch/test button**



EMERGENCY LIGHT



EMERGENCY LIGHT



AVERAGE BEAM ANGLE(103,1:1/50 DEG)

Model NO : 114103

Voltage: 220-240VAC 50/60Hz

Battery: Lithium 3.7V /2.4Ah

Lamp Type: SMD LED White

Switch Mode: Switch/left button

Runtime: H: 2 H L: 4.5H

Operation Mode: Maintained

Light duration: 3 H

Charging Time: 24H

Discharge Time: 2H / 4.5H


Non-replaceable battery

Luminous flux: H: 270lm L: 110lm

LED: SMD 2835 (90pcs)

Emergency power H: 3W / L: 1.4W

Dimension drawing



Accessories

EXIT خروج

IP20 Protection class	2H/4.5H Input power	6500K CCT	AC AC220-240V 50/60Hz	Indoor
	CE	CB	ta:40°C temperature	Lithium 3.7V 1200mAhX2 Battery
Class II		90PC LED	SMD 2835	 24M

EMERGENCY LIGHT

EMERGENCY LIGHTING UNITS

FEATURES

- ▶ Use Premium Lithium batteries (LiFePO4), More Safety and Stable.
- ▶ Safety and stability: In case of hazardous events, such as collision or short-circuiting,
- ▶ Match wide range of led lamp from 3w to 70w, Emergency time more than 3 hours.
- ▶ CB, CE, SAA Approved
- ▶ Deep discharge protection, IC control Prevent overcharging and over discharging.
- ▶ Light weight and intergrade design.
- ▶ Easy install and maintain.

Our led emergency driver.

It is recommended that luminaires are installed and fitted by a qualified electrician ensuring the installation complies to the current wiring.



EMERGENCY LIGHT



EMERGENCY LIGHTING UNITS



114175



This emergency lighting unit is a conversion kit remote box for operating 3-70W LED luminaires in emergency mode. The conversion kit is suitable for converting existing light fittings to emergency operation. Upgrade design with LiFePO4 batteries, doesn't explode or catch fire, significantly reducing any chance of harm. It can reach 350°C to 500°C. Longest lasting and safety available for working.



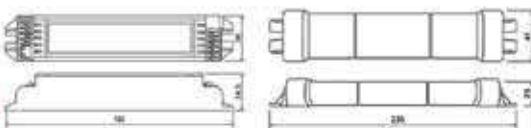
114176



This emergency lighting unit is a conversion kit for operating 3-20W LED tube with internal or external LED driver in Full wattage power output emergency mode. The conversion kit is suitable for converting existing light fittings to emergency operation.



114177



This is a conversion kit for operating 3-40W LED tubes with internal driver or external driver in Full wattage power output when main power outage. The output forward voltage 220VDC makes this product range an ideal choice for driving most LED modules from mains lighting available in the market today. It is suitable for converting existing light fittings to emergency operation.

114175

PAMAMETERS

Input Voltage	AC85-265V 50/60HZ	Battery Type	6.4V 1800mAh Li-ion
Match Light Source	3-70W LED tube	Dimension	15*5.8*2.3cm
Output Voltage	10-Max 50VDC	Emergency Output Power	4W
Emergency Conversion Time	<5S	Charging time	24hours
Working Temperature	-10°-50°C	Emergency time	180mins
Material	Aluminum Alloy		
Protection Grade	IP30		

114176

PAMAMETERS

Input Voltage	85-265V 50/60HZ	Battery Type	11.1V 4400mAh Li-ion
Match Light Source	3-40W LED tube	Dimension	Driver:18.2*3*2.45cm Battery Pack: 23.5*4.1*2.3cm
Output Voltage	DC220V	Emergency Output Power	
Emergency Conversion Time	<5S	Charging time	24hours
Working Temperature	-10°-50°C	Emergency time	60-240mins
Material	Aluminum Alloy		
Protection Grade	IP30		

114177

PAMAMETERS

Input Voltage	85-265V 50/60HZ	Battery Type	11.1V 2600mAh Li-ion
Match Light Source	3-20W LED tube	Dimension	24.2*4.0*2.75cm
Output Voltage	DC 220V	Emergency Output Power	3-20W full watt
Emergency Conversion Time	<5S	Charging time	24hours
Working Temperature	-10°-50°C	Emergency time	60-240mins
Material	PC		
Protection Grade	IP30		

CABLES

FIRE ALARM CABLE

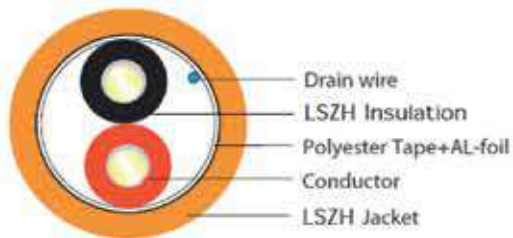
NEWPOWER

Fire alarm systems serve as lifelines to safe and secure buildings. As one of the original of fire alarm cable, **NEWPOWER** knows proper cable selection is critical to effective system performance. With over fire alarm cable types varying by cable construction, environmental rating, color, and striping options, we have the right fire alarm cable for your application. Match the right cable to the demands of your system and ensure a safe building





FIRE ALARM CABLE



SHIELDED CABLE



UNSHIELDED CABLE

	<p>FIRE ALARM CABLE ITEM NO : 203004</p> <ul style="list-style-type: none"> • Number of pairs 2 pairs • Type UTP • Rated voltage 300 V • Resistance 1.33/100m • Wire gauge 16 AWG • Material PVC • Length 305 m • Color RED
	<p>FIRE ALARM CABLE ITEM NO : 203005</p> <ul style="list-style-type: none"> • Number of pairs 2 pairs • Type FTP • Rated voltage 300 V • Resistance 1.33/100m • Wire gauge 18 AWG • Material PVC • Length 305 m • Color RED

APPLICATION

- ▶ Fire alarm systems
- ▶ Signaling devices
- ▶ Electronic equipment
- ▶ Indoor/Residential

COMPLIANCE


- ▶ ROHS compliant
- ▶ Tensile test
- ▶ Mechanical test
- ▶ LSZH

CABLES

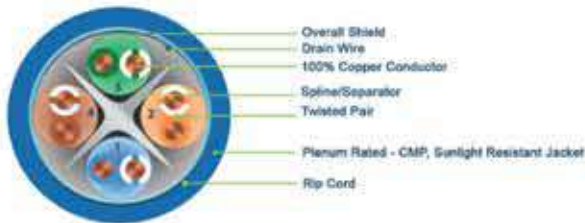
NEWPOWER CAT6

NEWPOWER CAT6 cable ensures connection reliability and maximum signal transmission, it is anti-oxidation and corrosion resistant with long life performance, CAT6 Ethernet cable supports data transmission speeds up to 250MHz (10 times faster than Cat5 cables).

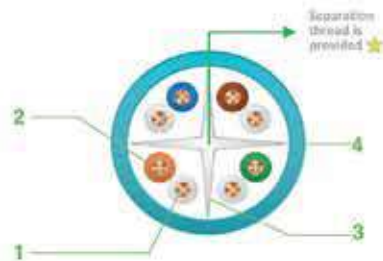




NEWPOWER CAT6



ITEM	UNIT	Standard	results	
Phase delay	Ns/100m	Frequency (Mhz)	Standard Value	
		4	W552	508.14
		8	W547	502.36
		10	W545	501.25
		16	W543	498.73
		20	W542	497.31
		25	W541	497.49
		31.25	W540	496.67
		62.5	W539	494.02
		100	W538	493.79
200	W537	492.26		
250	W536	491.44		



1. Conductor : solid bare copper AWG23
2. Insulation : PE HD
3. Central member : White or transparent thermoplastic cross
4. Outer sheath : PVC - light blue RAL 5024

CAT 6



CAT6
ITEM NO : 203001

- Type U/UTP
- Number of pairs 4 pairs
- Rated voltage 24 V
- Resistance 7.6/100m
- Wire gauge 23 AWG
- Material PVC
- Length 305 m
- Color BLUE



CAT6
ITEM NO : 203002

- Type S/FTP
- Number of pairs 4 pairs
- Rated voltage 24 V
- Resistance 7.6/100m
- Wire gauge 23 AWG
- Material PVC
- Length 31.44 m
- Color BLUE



CAT6 A
ITEM NO : 203003

- Type S/FTP
- Number of pairs 4 pairs
- Rated voltage 24 V
- Resistance 7.6/100m
- Wire gauge 23 AWG
- Material PVC
- Length 305 m
- Color BLUE

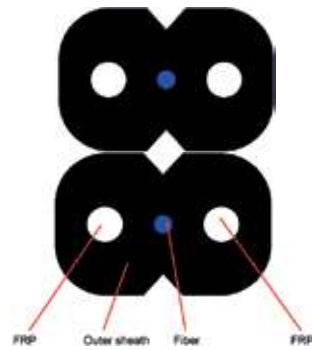
SHIELDED CABLE

FIBER OPTIC CABLE

ITEM NO.:203006
2 CORES



ITEM NO.:203007
4 CORES



Color:Black



FIBER OPTIC CABLE

NEWPOWER[®]

Choose **NEWPOWER** Fiber Cable for ultra-fast performance and unmatched quality.
"It is the perfect choice to ensure reliable and sustainable connectivity."

LENGTH:2000m

TEMPERATURE AMBIENT :-20+60°C

Fiber	G657A1	
NUMBER OF FIBER	4&2F	
Strength member	Materia	FRP
	diameter	0.5mm
Outer Sheath	Materia	LSZH
	Color	Black
	diameter	1.95±0.1X2.95±0.1mm
Weight	9.5±2kg/km	
Installation Temperature range (°C)	-20+60	
Operation and transport temperature (°C)	-20+70	
Min Bending Radius (mm)	Long term	10D
Min Bending Radius (mm)	Short term	20D
Min allowable Tensile Strength (N)	Long Term	100
Min allowable Tensile Strength (N)	Short Term	230
Crush Load (N/100mm)	1000	

Application:

1. Adopted to indoor distribution.
2. As pigtail of communication equipment.
3. Suitable for communication equipment served.
4. Suitable for floor connection

Characteristics:

1. High strength.
2. More tight buffered design.
3. Round construction.
4. Saft easy to strip.



DOOR BILL

BELL TYPE R1

80dB
SOUND
OUTPUT

MAINS
DOOR
CHIME



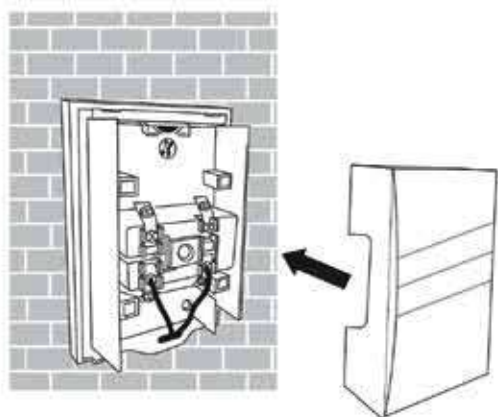
DOOR BILL

NEWPOWER[®]

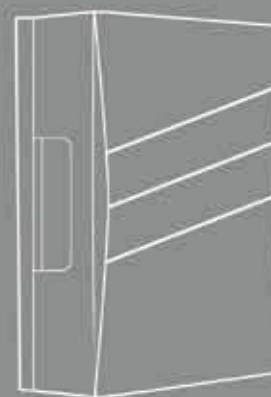


DOOR BILL

ITEM CODE	POWER	VOLTAGE	FREQUENCY	COLOR	SOUND OUTPUT	GUARANTEE
114006	38 W	240-220 V	60-50 HZ	WHITE	80 DB	10 YEARS
114174	12.5 W	240-220 V	60-50 HZ	WHITE	80 DB	10 YEARS



**WITH
PROTECTION CIRCUIT**



TECHNICAL DETAILS

- ▶ 80dB sound output
- ▶ Mains power 240-220 V
- ▶ Mechanical "ding dong" sound
- ▶ Wall mounted, fixings supplied

APPLICATION

- ▶ Home
- ▶ Farmer

ACCESSORIES

TESTER SCREWDRIVER

SPECIFICATIONS :

Metal frame.


Electrically insulated with plastic.

Equipped with a resistance lamp that lights up when there is an Electric current.

Intended for electrical voltages not exceeding 240 volts.

Suitable for technical use.





TESTER SCREWDRIVER



TECHNICAL DETAILS

- ▶ Voltage Testers 100-500V
- ▶ with insulated blade
- ▶ with brass cap(screwed-on)

APPLICATION

- ▶ Maintenance workers



ACCESSORIES

PROFESSIONAL ELECTRICIAN'S PLIERS

This device is 7 in 1

- ▶ Multifunctional cable cutting pliers is well suited for heavy duty work.
- ▶ Pistons made of high quality 60 chromium-vanadium steel, hardness of about HRC 62, durable, suitable for all kinds of electrical operating environment.
- ▶ You only need to hold one pliers to complete many tasks. Cable cutter, wire stripper.
- ▶ The unique design to keep more stable in the hand from getting lost is very portable and suitable for high-altitude operations.



ACCESSORIES

NEWPOWER®



PROFESSIONAL ELECTRICIAN'S PLIERS



ITEM NO : 114092

7 INCH

CR-V60



The logo for NEWPOWER, featuring the word "NEW" in red and "POWER" in black, with a registered trademark symbol (®) to the right.

Due to continuous improvements in the product design & development and manufacturing methods, the products may differ in some respects from the details provided herein. Although every effort has been made to ensure accuracy in the compilation of the technical detail within this publication. Specifications, performance data and other technical details are likely to change owing to errors that may arise herein. Current details should therefore be checked with NAWARA ALKASSER FOR ELECTRIC CO. LTD



NEWPOWER[®]

Touch The New World

NAWARA AL-KASSER FOR ELECTRIC CO. LTD
Jeddah, Al-Baladiyah Street, SALABA CENTER, Floor2,
office 202 TELL : 8002440302

www.newpower.sa