









Ultimate **ChatGPT** Prompts Bundle

Best Frameworks and Prompts





Table of Contents

	Introduction: <i>The ChatGPT Bundle, Use AI in the Best Way</i>	<u>04</u>
<hr/>		
	Chapter 1: <i>10 ChatGPT Prompts For Business Scaling</i>	<u>11</u>
<hr/>		
	Chapter 2: <i>9 Powerful ChatGPT Prompt Frameworks</i>	<u>23</u>
<hr/>		
	Chapter 3: <i>5 Ultimate ChatGPT Prompt Frameworks</i>	<u>33</u>
<hr/>		
	Chapter 4: <i>14 ChatGPT Essential Prompt Templates</i>	<u>40</u>
<hr/>		
	CONCLUSION <i>Close the Tab. Open ChatGPT. Start Now.</i>	<u>73</u>



Unlock the Ultimate AI Library

1,200+ curated AI & ChatGPT tutorials.
Save months of trial-and-error and get started with AI in under 1 hour.

START LEARNING TODAY





Introduction

Most people use ChatGPT wrong

They open it, type a question like they would Google, get a generic answer, and close the tab. They never customize it. Never give it context. Never learn how to prompt it properly. And then they wonder why it does not feel that useful. This bundle changes that entirely.

What you are holding is a complete system — six chapters that take you from setting up ChatGPT correctly for the first time, all the way to mastering the frameworks and templates that make it genuinely powerful. Every chapter builds on the last. Every prompt is ready to use. Every framework has been designed to produce results, not just responses.

What Is ChatGPT — Really?

ChatGPT is an AI assistant built by OpenAI. It can write, research, analyze, code, brainstorm, summarize, translate, and reason across almost any subject — instantly, at any time, in any language. But here is what most people miss: ChatGPT is not a search engine. It is not a calculator. It is a thinking partner. The quality of what it gives you is almost entirely determined by the quality of what you give it. That is what this bundle teaches you. Not just how to use ChatGPT — but how to use it well.





Who This Bundle Is For

This bundle was built for three types of people.

The complete beginner who has heard about ChatGPT but does not know where to start. You will find everything you need in Chapter 1 — a clear, step-by-step setup that takes five minutes and immediately makes ChatGPT feel like a different tool.

The business owner or professional who already uses ChatGPT occasionally but wants to get serious results. Chapters 2 and 5 are built for you — real prompts and templates you can use directly in your business today.

The power user who wants to understand the underlying frameworks behind great prompting — not just copy prompts, but build them from scratch for any situation. Chapters 3, 4, and 6 will take you there. Wherever you are starting from, this bundle meets you there and takes you further.

How to Use This Bundle

Read it in order the first time. Setup first, prompts second, frameworks third. Each chapter is designed to make the next one more useful.

After that, use it as a reference. Come back to Chapter 2 when you need a business prompt. Come back to Chapter 4 when you want to build a custom framework. Come back to Chapter 6 when you want to understand the full picture of what ChatGPT can do.

One rule: do not just read. Open ChatGPT as you go and try every prompt and framework on something real. That is the only way this knowledge becomes a skill.

Let's start.





CHAPTER 1

10 ChatGPT Prompts For Business Scaling



Double your growth game — easily

These are not generic prompts. Each one is designed to produce a structured, actionable output you can use directly in your business. Replace the brackets with your real information and run them as written

✓ Here is the full prompts that inside this chapter

1. Market Expansion Strategy Blueprint
2. Customer Acquisition Playbook
3. Pricing Model Optimization
4. Business Process Automation Plan
5. Sales Funnel Engineering
6. Scaling Team Structure and Hiring Plan
7. Product Differentiation Strategy
8. Scaling Content and Distribution Engine
9. Investor-Ready Financial Projections
10. Strategic Partnership Development Plan



Swipe left to copy & paste it





Market Expansion Strategy Blueprint

● Prompt

You are my strategic consultant. I run a [type of business: e.g., SaaS platform for small businesses] currently generating [current revenue level]. I want to expand into [new market/region/industry]. Create a step-by-step market expansion plan that includes: a) market size analysis with data points, b) competitor benchmarking, c) customer personas in this new market, d) go-to-market strategy tailored to my business model, e) risks and mitigations, and f) a 90-day action plan. Format it as a structured blueprint with clear sections I can directly present to my team.





Customer Acquisition Playbook

● Prompt

Act as a growth marketing strategist. I want to acquire [X number] of new customers in [time frame] for my [type of business]. Break down a complete customer acquisition playbook including: a) top 5 high-ROI acquisition channels, b) campaign ideas per channel, c) estimated cost per acquisition benchmarks, d) funnel structure from awareness to conversion, e) automation workflows to reduce manual work, and f) key metrics to track. Provide a prioritized roadmap from quick wins to long-term sustainable strategies.





Pricing Model Optimization

● Prompt

Act as my revenue optimization advisor. I currently charge [existing pricing model] for my product/service. Analyze and suggest optimized pricing models such as tiered pricing, freemium, value-based, or usage-based. Include competitor pricing insights, psychological pricing tactics, and A/B test ideas. Provide at least 3 alternative pricing models with pros/cons and recommend which one will maximize both revenue and customer lifetime value. Present the final output in a decision-making framework.





Business Process Automation Plan

● Prompt

Pretend you are my operations consultant. I want to scale my business without dramatically increasing headcount. Analyze my core business processes: [list your processes like sales, onboarding, customer support, finance, etc.]. Identify areas that can be automated using AI, no-code tools, or integrations. Provide a detailed automation plan with: a) recommended tools, b) estimated cost savings, c) implementation roadmap, and d) potential risks. Format as a 3-phase rollout plan (short-term, mid-term, long-term).





Sales Funnel Engineering

● Prompt

Pretend you are my operations consultant. I want to scale my business without dramatically increasing headcount. Analyze my core business processes: [list your processes like sales, onboarding, customer support, finance, etc.]. Identify areas that can be automated using AI, no-code tools, or integrations. Provide a detailed automation plan with: a) recommended tools, b) estimated cost savings, c) implementation roadmap, and d) potential risks. Format as a 3-phase rollout plan (short-term, mid-term, long-term).





Scaling Team Structure and Hiring Plan

● Prompt

You are my HR and org design consultant. My company currently has [number of employees] and we aim to scale revenue from [X] to [Y] within [timeframe]. Design a scalable org structure that aligns with my growth goals. Suggest which roles to hire next, in what order, and the estimated salary bands. Include frameworks for delegation, leadership layers, and performance measurement. Provide a 12-month hiring roadmap with quarterly milestones.





Product Differentiation Strategy

● Prompt

Act as a product strategist. My business operates in [industry]. Analyze my product/service against top 5 competitors. Identify differentiation opportunities across features, brand positioning, customer experience, and pricing. Suggest at least 3 unique positioning angles that will allow me to stand out and command higher market share. Format the response as: competitor table -> differentiation gaps -> strategic positioning options -> recommended positioning statement.





Scaling Content & Distribution Engine

● Prompt

Pretend you are my content growth manager. My business niche is [insert niche]. Design a content engine that can scale traffic and brand authority. Include:

a) long-form pillar content ideas, b) short-form repurposing plan across LinkedIn, YouTube, TikTok, etc., c) SEO keyword clusters, d) partnerships and guest content opportunities, e) tools for distribution automation. Provide a weekly content calendar template for 90 days that balances traffic growth with lead generation.





Financial Scaling Model & Forecast

● Prompt

Act as my CFO. I currently generate [monthly recurring revenue or annual revenue]. Build a 3-year financial scaling model that includes: revenue projections under conservative, moderate, and aggressive growth scenarios; cost breakdowns (fixed and variable); profit margin analysis; and cash flow forecasts. Suggest KPIs to track scaling efficiency (LTV:CAC ratio, churn, gross margin). Provide insights into when to reinvest in growth vs. secure profitability. Present as a structured forecast table with executive summary.





Strategic Partnerships & Distribution Channels

● Prompt

You are my business development strategist. I want to scale faster through partnerships. Based on my industry [insert details], identify at least 10 high-potential partnership opportunities (platforms, influencers, distributors, affiliate networks, or complementary businesses). For each, suggest: value exchange, potential risks, expected ROI, and outreach strategy. End with a prioritized partnership roadmap for the next 6 months, including sample outreach message templates.



Unlock the Ultimate AI Library

1,200+ curated AI & ChatGPT tutorials.
Save months of trial-and-error and get started with AI in under 1 hour.

START LEARNING TODAY





CHAPTER 2

9 Powerful ChatGPT Prompt Frameworks



A prompt framework is a reusable structure. Instead of writing every prompt from scratch, you fill in a template — and the output quality goes up dramatically because the structure forces clarity

These 9 frameworks cover the most common situations you will face when using ChatGPT professionally

✓ Here are the full frameworks that are inside this chapter

- Framework 1: ROLE + TASK + FORMAT
- Framework 2: CONTEXT + GOAL + CONSTRAINT
- Framework 3: BEFORE + AFTER + BRIDGE
- Framework 4: STEP-BY-STEP BREAKDOWN
- Framework 5: EXPERT PANEL
- Framework 6: DEVIL'S ADVOCATE
- Framework 7: REWRITE AND IMPROVE
- Framework 8: SCENARIO SIMULATION
- Framework 9: SUMMARIZE AND EXTRACT



Swipe left to get the full process





APE

- Perfect for quick instructions with clear goals

- A** → Action: What should ChatGPT do?
- P** → Purpose: Why are you doing this?
- E** → Expectation: What should the final output include?

Prompt Format

[Action] to [Purpose] so that [Expectation].

Prompt Example

Summarize this blog to save time so that I can post it on LinkedIn easily.





ROSES

- Use this when you need a structured, styled response

- R** → Role: Who should ChatGPT act as?
- O** → Objective: What is the goal?
- S** → Steps: How should the output be structured?
- E** → Example: Provide a sample if you can
- S** → Style: Define tone or voice

Prompt Format

Act as a [Role] with the objective of [Objective].
Break it into [Steps] with [Examples], and keep the [Style].

Prompt Example

Act as a LinkedIn content coach with the objective of helping solopreneurs grow faster. Break it into 3 steps with clear examples, and keep the tone friendly and direct.





TAG

- Best for clear, no-fluff marketing or optimization tasks

T

→ Task: What's the task?

A

→ Action: What needs to be done?

G

→ Goal: What's the desired outcome?

Prompt Format

Your task is to [Task]. Do this by [Action]. The goal is [Goal].

Prompt Example

Your task is to improve our email open rates. Do this by suggesting subject lines, timing, and personalization tips. The goal is to increase open rates by 15% this quarter.





IDEA

- Ideal for content creators

- I** → Intent: What are you trying to create?
- D** → Details: Topic or context
- E** → Expectation: Structure or length
- A** → Audience: Who's this for?

Prompt Format

I want to create [Intent] about [Details] that is [Expectation] for [Audience].

Prompt Example

I want to create a carousel about ChatGPT prompts that is 6 slides long and easy to read for freelancers.





PRO

- Use this when you're stuck and need help

- P** → Problem: What are you struggling with?
- R** → Request: What do you want help with?
- O** → Outcome: What result are you expecting?

Prompt Format

I'm facing [Problem]. Can you [Request] so I can [Outcome]?

Prompt Example

I'm facing burnout with daily posting. Can you suggest a 3-day content plan so I can stay consistent?





CLEAR

- Great for writing content with emotional tone

- C** → Context: Situation or background
- L** → Length: Short, Medium, Long
- E** → Emotion: Tone – inspiring, bold, funny?
- A** → Action: What should the reader do?
- R** → Result: Desired impact

Prompt Format

Given [Context], write a [Length] piece that feels [Emotion], and should [Action] to achieve [Result].

Prompt Example

Given a product launch, write a medium-length post that feels excited, and should create urgency to achieve 50 signups.





STAGE

- For project planning or email writing

- S** → Situation: What's happening now?
- T** → Task: What needs to be done?
- A** → Action: How should it be handled?
- G** → Goal: What are you trying to achieve?
- E** → Expectation: Format, tone, or specifics

Prompt Format

We are facing [Situation], and I need to [Task]. Please [Action] to help us achieve [Goal], and make sure it follows this [Expectation].

Prompt Example

We're facing low engagement this week, and I need to post something relatable. Please use storytelling to help us reconnect with our audience, and make sure it's casual and under 150 words.





PEEL

- To make your writing more relatable and human

- P** → Persona: Who is the user?
- E** → Environment: Where are they mentally or physically?
- E** → Emotion: What are they feeling?
- L** → Language: Tone and style of writing

Prompt Format

Write for [Persona] in [Environment] who feels [Emotion] using [Language].

Prompt Example

Write for a Early-stage founder working solo at night who feels tired but motivated using a empathetic and encouraging tone.





DRIP

- For precision and control over ChatGPT outputs

- D** → Do: What do you want it to do?
- R** → Result: What output are you expecting?
- I** → Instructions: Style, structure, or order
- P** → Parameters: Word limit, tools, tone, etc.

Prompt Format

Please [Do] so we can [Result]. Follow these [Instructions] and stay within these [Parameters].

Prompt Example

Please write 5 subject lines so we can boost email open rates. Follow curiosity, no clickbait and stay under 7 words, no emojis.





CHAPTER 3

5 Ultimate ChatGPT Prompt Frameworks




These five frameworks are more advanced. They are designed for complex, high-stakes tasks where the quality of your output matters most

Each one follows a multi-part structure that forces ChatGPT to think more carefully before responding

The right prompts turn ChatGPT into your ultimate time-saving tool

But most people don't know how to get the best out of it.

"Here's a **Five advanced prompt frameworks**, already selected for you, swipe left"





RTF Framework

● Role

Define the **specific role** or perspective that ChatGPT should adopt.

Example

You are a sales rep for a software company, and you want ChatGPT to generate a sales pitch for a new software product.





BAB Framework

● Before

Describe the current situation or problem.

Example

Our website has a high bounce rate and low conversation rate.





SCQA Framework

● Answer

Expect a response that provides *insights or answers* the posed question.

Example

Provide a step-by-step guide with screenshots and clear instructions assist the customer.





5Ws and 1H Framework

● Where

Define the *location or context* of the question or task.

Example

Select the appropriate marketing channels for reaching the target audience.





PS Framework

● Solution

Request a response that offers a solution or addresses the problem.

Example

Propose strategies to reduce cart abandonment and increase conversion rates.



Unlock the Ultimate AI Library

1,200+ curated AI & ChatGPT tutorials.
Save months of trial-and-error and get started with AI in under 1 hour.

START LEARNING TODAY






CHAPTER 4

14 ChatGPT Essential Prompt Templates



Why it matters: Sometimes you do not need a framework. You need a template that works right now

These 14 templates cover the most common professional use cases — writing, strategy, marketing, productivity, learning, and research. Each one is plug-and-play. You fill in your information, run the prompt, and get a result you can actually use. Blog posts, cold emails, competitor analysis, meeting agendas, ad copy, SOPs, weekly plans — all covered. Consider this chapter your permanent prompt reference library





Intelligent Concept Explainer

● Prompt

*Explain **[complex topic]** to me like I'm intelligent but unfamiliar with the jargon. Use analogies from **[field I know well]**. Don't dumb it down. Make it accessible*



Copy & Paste





Brutally Honest Critic

● Prompt

*You are a harsh but fair critic. Review this **[paste content]**. What's weak? What's unclear? What's missing? Be direct*



Copy & Paste





Deep-Dive Expert Interview

● Prompt

*You are a **[specific expert]**. Answer my questions with real-world tradeoffs, constraints, and what's overrated or underrated about **[topic]***



Copy & Paste





Strategic Meeting Preparation

● Prompt

*I have a meeting about **[topic]**. Predict the top questions they'll ask, objections they might raise, and one smart question I should ask back*



Copy & Paste





Goal-Oriented Reverse Brief

● Prompt

*I want to achieve **[goal]**. Before giving advice, ask me 5 clarifying questions about constraints, resources, timeline, and priorities*



Copy & Paste





Academic Research Synthesizer

● Prompt

*I'm researching **[topic]**. Here are my sources: **[paste]**. Synthesize the main consensus, disagreements, gaps, and follow-up questions*



Copy & Paste





Weighted Decision Matrix

● Prompt

*I need to decide between **[option A]** and **[option B]**. Create a decision matrix with weighted criteria and surface hidden assumptions*



Copy & Paste





Plain English Jargon Translator

● Prompt

*Translate this into plain English:
[paste]. Then give me a one-sentence summary and 3 smart questions I could ask*



Copy & Paste





Efficiency Email Speedrun

● Prompt

*Write an email to **[recipient]**. Context: **[short]**. Tone: **[tone]**. Length: under **[X]** words. Avoid: **[constraints]***



Copy & Paste





Technical Code Explainer

● Prompt

*Explain this code: **[paste]**. What it does. How it works line by line. Potential issues or edge cases*



Copy & Paste





Strategic Idea Stress Test

● Prompt

*Here's an idea: **[paste]**. Play devil's advocate. List flaws, assumptions, and what's likely underestimated*



Copy & Paste





Multi-Channel Content Repurposer

● Prompt

Repurpose this content into: – 10 short insights – 3 LinkedIn posts – 5 email subject lines. Keep the core message intact



Copy & Paste





Cross-Domain Analogy Generator

● Prompt

*Explain **[concept]** using an analogy from **[familiar domain]**.
Keep it accurate and memorable*



Copy & Paste





Strategic Second-Order Thinking

● Prompt

If [event] happens, what happens next? Then what happens after that? Continue



Copy & Paste





CONCLUSION

Final Word From AI Central



You just completed the AI Central ChatGPT Bundle. And if you went through every chapter — not just skimmed it, but actually read it, tried the prompts, applied the frameworks — you now understand ChatGPT at a level that puts you ahead of the overwhelming majority of people using it today.

Why AI Central Made This Bundle

At AI Central, we believe the biggest problem with AI in 2026 is not access. Everyone has access. The problem is knowledge. Millions of people open ChatGPT every day and use maybe 10% of what it can actually do. They never set it up. They never learn a framework. They copy a prompt they found on social media, get a mediocre result, and move on. We built this bundle to fix that.

Not with theory. Not with hype. With a practical, step-by-step system that t

You Are Now Part of the AI Central Community

This bundle is one piece of a much larger library. At AI Central, we publish AI tutorials, prompt guides, tool breakdowns, and practical resources across every major AI platform — not just ChatGPT. If you want to go deeper on any topic covered in this bundle — or explore tools like Claude, Midjourney, n8n, Gamma, and dozens more — everything is waiting for you.

[Visit cntral.ai/tutorials](https://cntral.ai/tutorials) to unlock the full library. Visit cntral.ai/ebooks for free ebooks, prompts, and AI tool guides.



Unlock the Ultimate AI Library

1,200+ curated AI & ChatGPT tutorials.
Save months of trial-and-error and get started with AI in under 1 hour.

START LEARNING TODAY

