



Devoted Ohio Weddings

Guiding You To-I DO!

**CHECK OUT OUR LOCAL
WEDDING SHOWCASE**

*Avoid Wedding
Day Disasters*

with our Wedding 911 Kit

SAMPLE
WEDDING DAY
TIMELINE

*Save
Thousands*

with Our Local Wedding Vendor Coupons

Wedding
Planning
Guide

Spring/Summer 2022



Year at a Glance

2022

January

S	M	T	W	T	F	S
						1
2	3	4	5	6	7	8
9	10	11	12	13	14	15
16	17	18	19	20	21	22
23	24	25	26	27	28	29
30	31					

February

S	M	T	W	T	F	S
		1	2	3	4	5
6	7	8	9	10	11	12
13	14	15	16	17	18	19
20	21	22	23	24	25	26
27	28					

March

S	M	T	W	T	F	S
		1	2	3	4	5
6	7	8	9	10	11	12
13	14	15	16	17	18	19
20	21	22	23	24	25	26
27	28	29	30	31		

April

S	M	T	W	T	F	S
					1	2
3	4	5	6	7	8	9
10	11	12	13	14	15	16
17	18	19	20	21	22	23
24	25	26	27	28	29	30

May

S	M	T	W	T	F	S
1	2	3	4	5	6	7
8	9	10	11	12	13	14
15	16	17	18	19	20	21
22	23	24	25	26	27	28
29	30	31				

June

S	M	T	W	T	F	S
			1	2	3	4
5	6	7	8	9	10	11
12	13	14	15	16	17	18
19	20	21	22	23	24	25
26	27	28	29	30		

July

S	M	T	W	T	F	S
					1	2
3	4	5	6	7	8	9
10	11	12	13	14	15	16
17	18	19	20	21	22	23
24	25	26	27	28	29	30
31						

August

S	M	T	W	T	F	S
	1	2	3	4	5	6
7	8	9	10	11	12	13
14	15	16	17	18	19	20
21	22	23	24	25	26	27
28	29	30	31			

September

S	M	T	W	T	F	S
				1	2	3
4	5	6	7	8	9	10
11	12	13	14	15	16	17
18	19	20	21	22	23	24
25	26	27	28	29	30	

October

S	M	T	W	T	F	S
						1
2	3	4	5	6	7	8
9	10	11	12	13	14	15
16	17	18	19	20	21	22
23	24	25	26	27	28	29
30	31					

November

S	M	T	W	T	F	S
		1	2	3	4	5
6	7	8	9	10	11	12
13	14	15	16	17	18	19
20	21	22	23	24	25	26
27	28	29	30			

December

S	M	T	W	T	F	S
				1	2	3
4	5	6	7	8	9	10
11	12	13	14	15	16	17
18	19	20	21	22	23	24
25	26	27	28	29	30	31

Contents

- 4 Congratulations!
- 6 Wedding Planning Checklist
- 8 How Much Alcohol to Buy
- 11 Ways to Save on Your Big Day
- 16 Average Wedding Cost in Ohio
- 24 Wedding Bouquets – Shapes, Sizes and Types
- 26 Wedding Shoes
- 29 Local Wedding Showcase
- 32 Wedding 911 Kit
- 33 Wedding Gifts for Everyone
- 34 Honeymoon Packing List & Traveling Post Pandemic
- 42 Sample Wedding Day Timeline
- 45 Tips from Wedding Pros
- 46 Making an Exit

Local Vendors

- | | |
|-----------------------|---------------------|
| 8 Bartenders | 27 Formalwear |
| 8 Boudoir Photography | 28 Gifts/Favors |
| 10 Mobile Bar | 33 Honeymoon |
| 12 Catering | 35 Hotels |
| 14 Dance Lessons | 36 Invitations |
| 15 Decor | 37 Rentals |
| 17 Disc Jockey | 38 Photography |
| 19 Event Space | 46 Transportation |
| 22 Fitness/Health | 36 Unique Services |
| 25 Florists | 41 Wedding Planning |

Resources

- 13 Wedding Experience Columbus
- 18 Your Dream Day Podcast
- 40 Wedding Resale Shoppe
- 48 Wedding Resale Market

Letter from the editors

Like our name—Devoted—we're DEVOTED to helping you with planning the wedding of your dreams.

As Ohio's number one regional wedding resource—now in Columbus, Cincinnati and Dayton—we are more Devoted to helping all engaged couples in Ohio plan their dream wedding. Some of the Devoted resources available to you include blog posts full of wedding inspiration, private Facebook groups, wedding shows, Wedding Resale Market events, online wedding vendor directory, money-saving discount coupons, online education, planning, Resale Market Shoppe, podcasts and so much more. Planning a wedding will present many challenges, but we are Devoted to helping you and your fiancé plan the wedding of your dreams.



Jamie M Rapavy
Wedding Specialist
DevotedColumbus.com



Kathy Piech-Lukas
Wedding Specialist
DevotedCincinnati.com

Photo by AJ Studio LLC

Congratulations!



Finding the person you want to spend the rest of your life with is the best cause for celebration!

While this is a very exciting time, the planning process can be overwhelming. Where do you even begin? Look no further! This guide focuses on matching you with great Ohio-based vendors and giving you helpful tips and inspiration.

Let's get started

Not sure where to start your wedding planning adventure? Here is a list of the top 10 things to kick start your planning process!

1

Call your parents, siblings, and closest friends.

Personally call or pay a visit to your closest family and friends to tell them the exciting news. This is a major milestone in your life and should be shared with your loved ones in a personal, intimate way. After the most important people in your life have heard the news, it's time to post about it on social media, change your relationship status to "engaged," and watch tons of likes roll in!

2

Get your ring insured and sized.

The last thing you want is your engagement ring slipping off your finger, so be sure to have it properly sized. The jeweler you purchased the ring from can assist you with this. In addition, you'll want to make sure that you insure your wedding ring in the off chance it is lost, damaged or stolen. This way, you can replace it without having to purchase a new one.

3

Celebrate your engagement!

Take a few weeks to relax and enjoy this time before the craziness of wedding planning begins. Whether it's taking a little vacation with your new fiancé or planning an engagement party with your closest friends and family, make sure to take time to celebrate your love!

5

Discuss and plan a budget.

Talking about money can be uncomfortable, but this is one of the most important steps when it comes to planning your wedding. Have an open and honest discussion with your fiancé and your families to establish a budget you can all agree on. Doing this will help save time and put you in the right mindset for planning your wedding.

7

Research wedding venues.

You won't be able to pick a date until you know your dream venue is available and within your budget. If you already have an idea of where you want your wedding to be, give them a call to find out the availability, pricing, and other important details. If you aren't sure yet, do some research online and see what is out there.

8

Pick a style and gather inspiration.



Photo by Grace E. Jones Photography

Once you have booked your venue and team of vendors, it is time to start choosing your colors, decor and music for the wedding. Create inspiration boards on Pinterest to stay organized and brainstorm ideas.

4

Determine your wedding size.

Talk with your fiancé and your respective family members that may be contributing to the wedding budget. Determine who is paying for what and how many guests. If others are providing money toward the wedding, they should have a say in who is invited.

6

Take engagement photos.



Engagement photos can be a great memory to have with your fiancé! Many photographers offer packages to help you save money, and it's a wonderful way to become comfortable in front of the camera. Plus, you and your partner can pick a location or certain shots that are special to the two of you!

9

Interview vendors and/or planners.

Now that you have set your budget, it's time to start planning! Some brides want to plan every detail themselves, while others decide to hire a planner to help them with the process. If you decide to hire a planner, ask around for referrals, do online research, and conduct interviews to find the perfect fit for you. This process applies to other vendors as well. The sooner you are able to get your vendors booked, the better.

10

Think about your wedding planning timeline.

When you're ready to jump into planning, make a timeline of everything you need to accomplish for your big day. This will ensure everything gets done in plenty of time. Flip the page to check out our suggested timeline!



Wedding Planning Checklist

1+ year

- Purchase engagement rings
- Decide on type of wedding (formal/informal/big/small)
- Select a wedding date and time
- Discuss & set budget/who will pay for what expenses
- Choose your wedding party
- Estimate total number of guests
- Start your guest list

10 months

- Send engagement announcement to local newspaper
- Decide on roles for wedding party
- Reserve reception location
- Select caterer if one is necessary
- Reserve ceremony location
- Determine who will officiate the ceremony
- Begin researching honeymoon spots
- Start looking for wedding dress
- Order bridal gown and accessories
- Decide on premarital counseling
- Start health and fitness program
- Plan color scheme
- Book a photographer
- Get engagement photos taken
- Decide on wedding insurance
- Order and send the save the date notices

8 months

- Prepare budget for honeymoon
- Consult travel agent about honeymoon
- Book honeymoon
- Purchase wedding rings
- Start planning your reception
- Select ceremony and reception music (DJ and/or band)
- Reserve block of hotel rooms for out-of-town guests
- Research invitations, thank you notes and wording
- Book your videographer
- Select a florist and choose floral arrangements
- Select decor and lighting professional
- Reserve rental items
- Book rehearsal dinner location

6 months

- Order bridesmaid dresses and accessories
- Discuss attire with mothers
- Give guest list to bridal shower hostess
- Shop for trousseau
- Set up formalwear options for the groomsmen
- Book rehearsal dinner location
- Research wedding day transportation
- Select a wedding cake
- Select and order invitations, prepare maps if necessary
- Purchase ceremony accessories
- Start wedding registries
- Purchase reception accessories
- Send hotel reservation information to out-of-town guests
- Shop for wedding bands and get ideas for engraving
- Finalize the guest list
- Secure necessary travel documents, such as passports
- Meet with ceremony officiant & begin planning ceremony
- Decide on new living arrangement for after wedding day

4 months

- Purchase bride accessories
- Schedule hair stylist and/or make-up artist
- Measure groom and groomsmen for tuxedos
- Confirm that bridal attendants have purchased/rented attire
- Schedule bridal gown fittings
- Purchase groom accessories
- Address and mail invitations
- Order wedding favors
- Schedule food testing and decide on reception menu
- Purchase gifts for fiancé, bridal attendants and parents
- Decide who will be reading and/or performing in wedding ceremony
- Decide where bridal party will dress/get ready
- Book boudoir shoot





1-2 weeks

- Schedule mani/pedi for the day before the wedding
- Schedule groom haircut
- Arrange bridesmaids/groomsmen to pick up formalwear
- Have wedding dress cleaned and pressed
- Leave honeymoon itinerary with someone in case of emergency
- Reconfirm honeymoon reservations and details
- Give final headcount for rehearsal dinner to location
- Finalize number of guests with planner
- Finalize seating chart for reception
- Pack for honeymoon
- Designate people to be responsible for wedding day errands
- Purchase items for out-of-town-guest gift bags
- Begin assembling place cards in alphabetical order
- Provide your family and wedding party with a schedule for the wedding day

The day before

- Attend pedicure and manicure appointments
- Gather bridal accessories and emergency items
- Set aside gratuities in separate envelopes for vendors
- Arrange for officiant to be paid
- Take marriage license to rehearsal
- Attend rehearsal and rehearsal dinner - don't forget bridal party gifts
- Take favors, place cards, guest book, etc to the ceremony site
- Settle any last minute financial matters so you don't have to deal with them on wedding day

The day of!!

- Try to greet every guest
- Have fun and enjoy your day, because it will go by quickly!
- Don't sweat the small stuff

After the wedding

- Have gown and veil cleaned and preserved
- Change your name if applicable & notify important parties
- Have bouquet preserved
- Make arrangements for all tuxedos to be returned along with any rental items
- Mail wedding thank you notes within 3 months
- Send announcement and wedding picture to the newspaper and mail announcements
- Mail vendor thank yous
- Review your vendors online

2 months

- Attend first bridal gown fitting
- Send rehearsal dinner invitations
- Make sure bridesmaids have gowns ready
- Find out how to obtain a marriage license in your state
- Do trial run of hair and make-up
- Plan bridesmaids' luncheon
- Finalize honeymoon details
- Select readings and songs for ceremony
- Write vows
- Write thank you notes as you receive shower and/or wedding gifts - Keep a careful list of all gifts received
- Begin writing ceremony program
- Arrange for a babysitter, if necessary
- Get pre-wedding haircut
- Begin receiving RSVPs in the mail
- Obtain marriage license (must be within 60 days)
- Select person to handle guest book & pass out programs
- Order liquor and wine, if not provided by facility
- Pick up wedding bands
- Finalize decor
- Schedule final food tasting with facility/caterer

1 month

- Review & confirm with florist - give final centerpiece count
- Schedule final bridal gown fitting
- Remind maid/matron of honor and best man to prepare toast
- Book wedding night location
- Prepare a must-have photo list for photographer and/or videographer
- Prepare must-play and do-not-play lists for DJ or band
- Wrap attendant gifts and attach a note of thanks
- Have bridesmaid call all guests who have not RSVP'd
- Create seating chart and room layout
- Order seating chart frame or escort cards
- Have wedding program & table number/names printed
- Plan out-of-town welcome bags & thank you notes
- Finalize wedding vows
- Write speeches for rehearsal and wedding dinner
- Finalize details with all wedding professionals
- Buy wedding night & honeymoon lingerie



How Much Alcohol to Buy

Typically guests will drink two beverages per person during cocktail hour and one beverage per person per each additional hour that the bar is open



Beer

For beer, it is safe to assume that the typical beer drinker will have at least four beers! So multiply the number of beer drinkers by four to decide how many cups, bottles, or cans you will need!

Liquor

For liquor, the recommended amount is three 750ml bottles of each spirit per 50 people!



Wine



For wine, you can get about four glasses from each bottle so the recommended amount is four bottles of red wine per 50 people and six bottles of white wine per 50 people.

It is also recommended to have 100 lbs of ice per 50 guests!

Information provided by Ohio Bartenders for Hire.

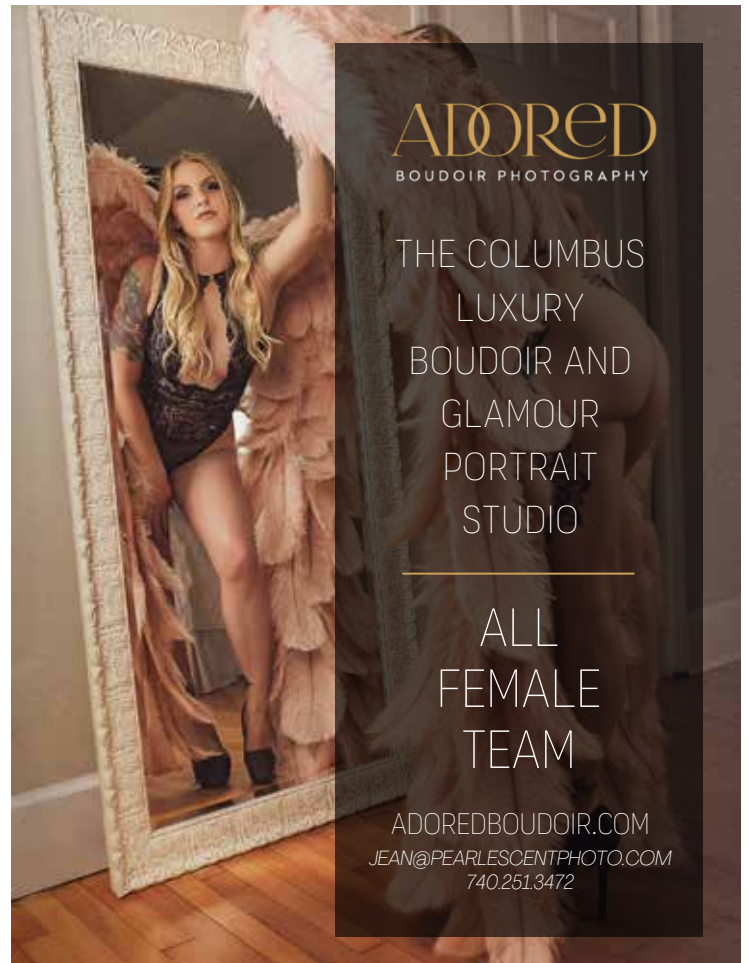


OHIO BARTENDERS FOR HIRE

OUR BARTENDERS ARE TRAINED AND CERTIFIED TO MAKE OVER 200 CRAFT COCKTAILS. THEY ARE TIPS CERTIFIED TO SERVE GUESTS RESPONSIBLY AND CARRY LIQUOR LIABILITY INSURANCE

WE CAN ASSIST YOU WITH EVERYTHING FROM SETTING UP, CREATING SIGNATURE COCKTAILS, AND DETERMINING THE AMOUNT OF SPIRITS, BEER, WINE, MIXERS, GARNISHES, CUPS, STRAWS AND ICE THAT YOU MAY NEED FOR YOUR EVENT

OHIOBARTENDERSFORHIRE.COM
INFO@OHIOBARTENDERSFORHIRE.COM
614.885.9610



ADORED
BOUDOIR PHOTOGRAPHY

THE COLUMBUS
LUXURY
BOUDOIR AND
GLAMOUR
PORTRAIT
STUDIO

ALL
FEMALE
TEAM

ADOREDBOUDOIR.COM
JEAN@PEARLESCENTPHOTO.COM
740.251.3472

BLACK LABEL *intimates*

Stylish Lingerie for
Every Woman.

BLACKLABELINTIMATES.COM
HELLO@BLACKLABELINTIMATES.COM
@BLACKLABELINTIMATES



SIX ONE FOUR
boudoir



KRISTIN@614BOUDOIR.COM | 614BOUDOIR.COM | @614BOUDOIR | 614.636.1531

ALCO HAUL

MOBILE BAR RENTAL



MOBILE BAR FOR HIRE! LEAVE THE BEVERAGE SERVICE TO US. YOU PROVIDE THE LIQUOR AND WE PROVIDE THE FUN. BAR, BARTENDERS, SEATING, MIXERS, ICE, RENTALS, YARD GAMES, FROZEN DRINKS AND MORE!

614.953.1053 | info@alcohaulbar.com | AlcoHaulMobileBar.com



Ways to Save on Your Big Day

1

Decide What is Most Important

Pick your top three priorities and allocate a little extra money for them (like your gown, catering, and band). Next, pick the three things that come lowest on your priority list and budget accordingly.

2

Passed Hors d'oeuvres

Have your hors d'oeuvres passed instead of doing food stations. Guests will eat less and you save more money this way. Keep the fruit, cheese and veggie trays to a minimum. Most guests just nibble on these and a lot goes to waste.

3

Pick a Different Date

Saturdays are prime time for most weddings. Try to have your wedding on a Friday night or Sunday afternoon. Also consider having your wedding during off months (Nov-April).

4

Centerpieces

Think of favors for your guests that can double as a centerpiece. This way, you have multiple uses out of them and guests can take them home and off your hands when the reception is over. Potted flowers, flowers in glass cubes, picture frames, candles, wine bottles and glasses with fruits are some examples. Use what you are given at your facilities and enhance it. Also, think about renting your centerpieces from your local rental company.



Photo by Folchi Creative

5

Extend Your Engagement

Give yourself more time to save money by extending your engagement. You will also have more time to plan & compare pricing.

6

Borrow

Friends and family come in very handy for this. Jewelry, shoes, decorations, candles/candle holders are just some examples of things you can ask to borrow that will cut down on your spending.



Photo by Grace E. Jones Photography

7

B.Y.O.B.

Book a facility that allows you to bring your own alcohol.

8

Get Crafty

Buy fabric and make your own overlays or runners to add a touch of elegance.



9

Keep it Simple with Flowers

Instead of a large bouquet, consider one or two large blooms, like tulips or sunflowers. This will cut down your flower budget and still allow you to have beautiful flowers on your wedding day. You can also repurpose your flowers from the ceremony at the reception. Consider tossing one of your bridesmaid's bouquets instead of ordering one.

10

Cut the Guest List

We know it's tough, but one of the fastest and most effective ways to lower your wedding cost is to cut down the invitees. Get out that red pen! At \$100 a head, taking 10 guests off the guest list saves \$1,000! Also, consider the size of your wedding party: Gifts and transportation are cheaper for 4 verses 12.



ALL
OCCASIONS
CATERING

&
BANQUET FACILITY

WEDDINGS, CORPORATE EVENTS AND MEETINGS, BABY AND BRIDAL SHOWERS, HOLIDAY PARTIES, FAMILY REUNIONS, HOG ROASTS, CELEBRATION OF LIFE EVENTS, ANNIVERSARY AND BIRTHDAY PARTIES, AND DELIVERIES CAN ALL BE DONE ONSITE AND OFFSITE - YOU CAN SAY WE DO IT ALL.

(740) 726-2008 | 6989 WALDO-DELAWARE RD., WALDO, OH, 43356
MADALYN@CLASEALLOCCASIONS.COM | CLASEALLOCCASIONS.COM



The Experience

GUIDING YOU TO --I DO!

A COLUMBUS WEDDING EXPO

Time to plan with a free drink in hand! **Grab your tribe for a fun, casual day of planning.**

Inspiration

*You are missing out on hundreds of wedding tips by sitting at home! Talk face-to-face with vendors who will give you ideas to make your wedding unique! **Don't miss ideas that you didn't even know existed!***

Goodies

*We are giving away thousands of dollars in prizes, no strings attached- seriously! Plus vendors will be giving out discounts and swag! **Are you really going to say no to free stuff?***

Education

*Take a break from a traditional wedding show and get educated. Sit in on mini Q&As hosted by the experts! Not sure how to much alcohol to buy, how to avoid wedding disasters, or how to DIY like a pro? **We are covering topics like these and more!***

A Taste of Columbus

*Skip scheduling tasting after tasting and just get it done in one place! We will have cake and food samples from some of the best local vendors. **Plus, a free signature drink!***

ALL ARE
WELCOME
HERE ❤️

**Tickets and dates at DevotedColumbus.com
info@devotedcolumbus.com | 614.717.7526**



Call now to
schedule your
consultation!

THE
Crystal
BALLROOM
DANCE  CENTER

Learn to Connect Through Dance

Dance Instruction



First Dance

Father/Daughter Dance

Mother/Son Dance

Wedding Party Dance



614.505.8698

info@CrystalBallroomColumbus.com

CrystalBallroomColumbus.com



SK Designs

Full Service Event Design

We leverage our years of experience and network of vendors to build your perfect event.

Stage Decor | Custom Backdrops | Specialty Seating | Floral Arches
Flower Walls | Candle Screens | Boxwood Walls | Fresh & Silk Floral Design
Henna | South Asian & Middle Eastern Event Specialists

sadia@skdesigns.me | www.skdesigns.me |   @skdesigns.me





So, what's the average cost of a wedding in Ohio?

Flowers 7-9%

Ceremony Site: \$50-800
Reception Site: \$800-2000
Bride's Flowers: \$100-200
Flower Girls: \$30-60
Bridesmaids Flowers: \$50-100 each
Mens Boutonnieres: \$15-20 each

Reception Music 6-9%

DJ: \$600-2,000
Band: \$1,500-10,000

Other/Misc 10-12%

Cake: \$1.50-10/person
Videography: \$1,000-5,000
Transportation: \$500-2,000
Bridal Suite: \$0-300

Attire 7%

Gown: \$1,000-3,000
Headpiece/Jewelry: \$150
Shoes/Accessories: \$100
Groom's Formalwear: \$200-300
Bride's Gift: \$200-400
Attendant Gifts: \$200-600
Favors for Guests: \$200-600

Ceremony 2%

Site Fee: \$75-200
Marriage License: \$65
Officiant Fee: \$150-350
Ceremony Music: \$125-625
Decoration: \$100-500

Reception 45-55%

Food/Drink: \$45-60/person
Rental Fee: \$0-5,000
Service Charges & Tax: 18-25%

Photography 9-10%

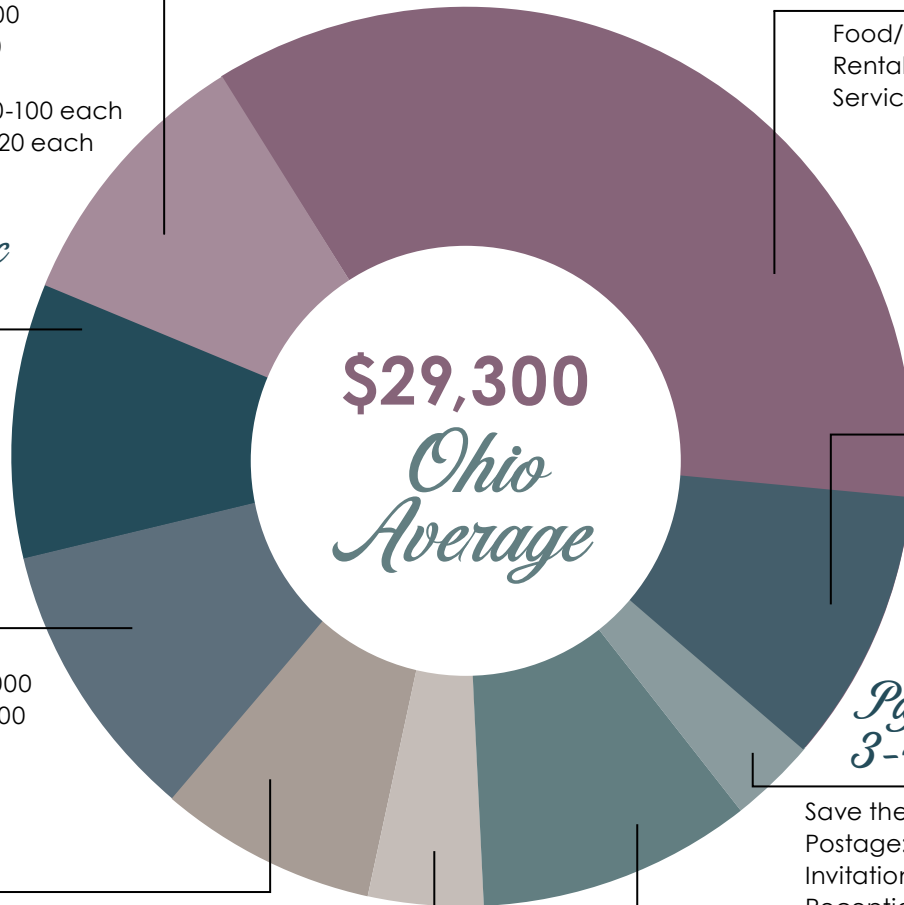
Engagement photos: \$300-2,000
Wedding day photos: \$1,500-7,000

Paper Products 3-4%

Save the Date: \$.75-2.00
Postage: \$.50/.71/.92
Invitations: \$1.50-10.00
Reception Cards: \$.75-1.50
Thank You Notes: \$.75-1.75
Place Cards: \$.65-2.00
Programs/Menu Cards: \$1.25-3.50
Envelope Addressing: \$.45-2.50

Wedding Planner 9-11%

Hourly: \$25-300
Wedding Weekend: \$1,000-3,000
Full Service: \$2,000-10,000



\$29,300
Ohio Average

Typically Not in Budget

Wedding Insurance: \$150-550
Honeymoon: \$4,000
Rings: \$2,000-6,000
Gown Preservation: \$250-700
Flower Preservation: \$150-700
Bridal Party Attire: \$100-\$400 per person

Your "Together Forever" Day!



Spotlighting you while bringing your families and friends together for the wedding of a lifetime.

Working with you as our guide, we take your design and dream for the day, and make it a reality.


OUR TEAM

- Makes planning your day fun!
- Makes your day stress-free!
- Makes your occasion memorable!
- Loves to help you celebrate!



614.604.9400

dandmdjentertainment.com



SOUTHERN OHIO'S WEDDING PLANNING PODCAST

your dream day podcast & vlog

Interviews with Cincinnati and Dayton's Top Wedding Pros



Hosted by Kathy Plech-Lukas,
Wedding Planner

www.dreamdaypodcast.com



Listen or Watch Online



Graystone

Wine Cellar



Come experience one of the most beautiful venues in Columbus. Nestled in the hand-hewn limestone vaults of the historic 1875 Schlee Brewery, we are a full service venue offering on-site catering and full bar services in an intimate setting, with the capacity to hold groups of 20-96. We are available for ceremonies, receptions, and rehearsal dinners.

graystonecellars@icloud.com | 614-228-2332
graystonecolumbus.com



Use "devoted2022" and receive a \$200 gift certificate when you book your wedding with us.

READY TO SHINE?

Your Wedding Day is approaching and our team of experienced Pro DJs are ready to take your moment to the next level.



ISHINE MUSIC PRODUCTION



info@DoingJusticeiShine.com | iShineMusicPro.com | 614.490.2110



Three Separate Ballrooms
 Full-Service Wedding Receptions
 Indoor & Outdoor Wedding Ceremonies
 35 Years of Experience

www.Makoy.com
 614.777.1211
info@Makoy.com





CELEBRATE YOUR SPECIAL DAY AT OUR HAUS.

WE OFFER THE PERFECT PLACE TO HOST ENGAGEMENT PARTIES, REHEARSAL DINNERS AND WEDDING RECEPTIONS.

Both of our locations offer a fun and friendly atmosphere with award-winning staff that will make your event a stress-free celebration. We feature a full-service restaurant specializing in traditional Bavarian dishes as well as American favorites... with customizable menus for every event.

In addition to an on-site brewery featuring our world famous, freshly-brewed beers, each location also features:
Private dining spaces | A full service bar | Live entertainment | Free parking | A lovely outdoor Biergarten | Handicap accessible

CALL OR EMAIL US TODAY TO SCHEDULE YOUR SPECIAL EVENT!



**HOFBRÄUHAUS
NEWPORT**

BREWERY & RESTAURANT

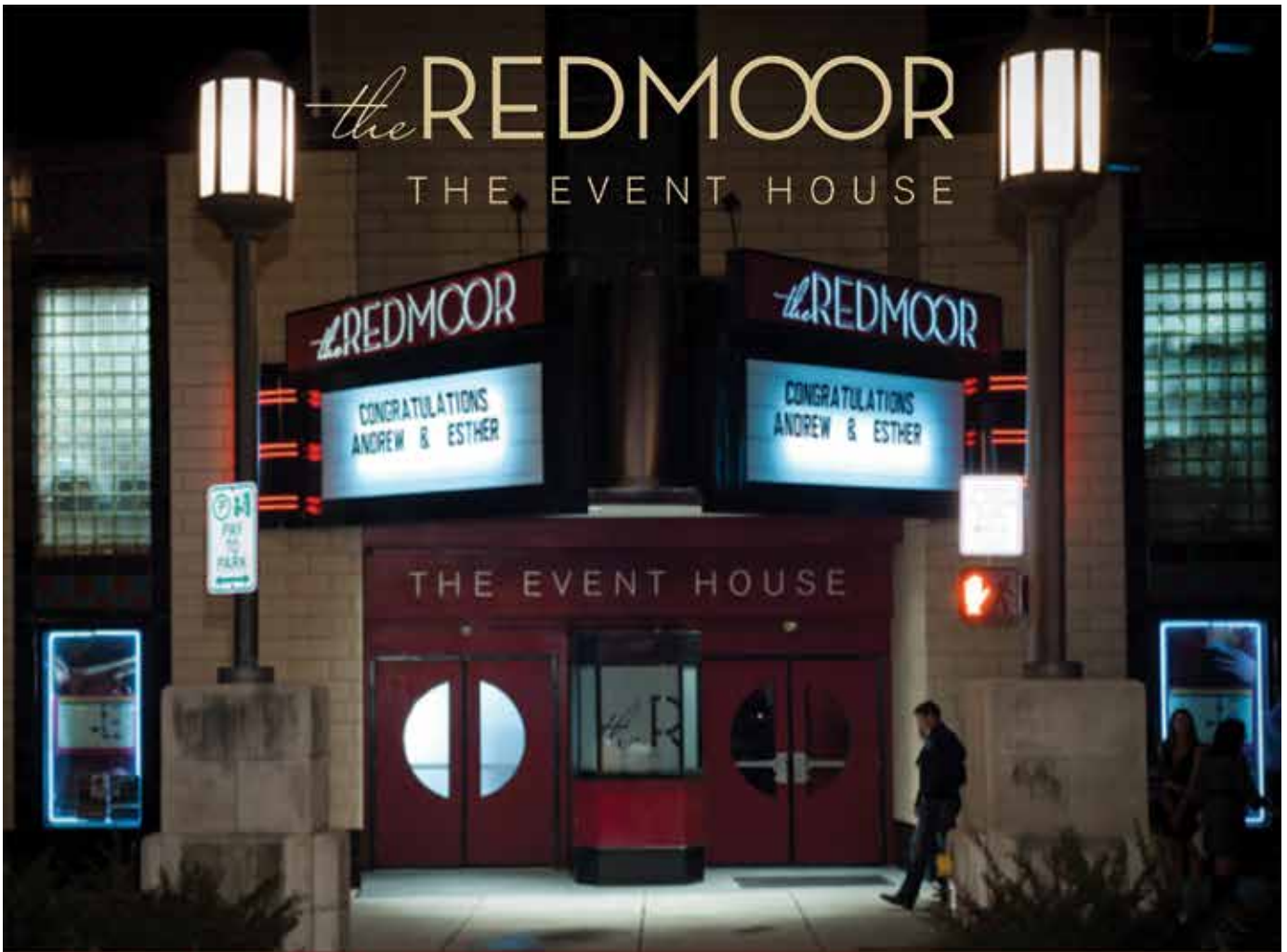
200 EAST 3RD ST. | 859-491-7200 | HOFBRAUHAUSNEWPORT.COM
KMASLIN@HOFBRAUHAUSNEWPORT.COM



**HOFBRÄUHAUS
COLUMBUS**

BREWERY & RESTAURANT

800 GOODALE BLVD. | 614-294-2437 | HOFBRAUHAUSCOLUMBUS.COM
EVENTS@HOFBRAUHAUSCOLUMBUS.COM



Beginning in 1928, this Art Deco landmark has been entertaining guests with its rich setting and unmistakable ambiance. From its origins as an avant-garde theater to the exquisite backdrop it provides for today's most memorable weddings, The Redmoor sets the stage for your unforgettable evening.

Mt. Lookout Square

www.theredmoor.com

3187 Linwood Ave

513-871-6789





**ANYONE CAN DO THIS.
YOU SET THE PACE.**

Nothing is more
empowering
than realizing
just how
powerful you
can be.

CONTACT US TO LEARN ABOUT OUR SPECIALS FOR ENGAGED COUPLES!

614.810.7428 | ronk@neighborhoodboxingclub.com | neighborhoodboxingclub.com

NEIGHBORHOOD
BOXING
CLUB

At Neighborhood Boxing Club, you'll train like a real boxer, minus the contact, we believe there's no faster route to fitness than the sweet science: Boxing builds stamina, endurance, coordination and self-confidence.



Powell@rockboxfitness.com
614-660-8546
NewAlbany@rockboxfitness.com
614-660-3943

ROCK YOUR WEDDING

**CONTACT US FOR BRIDE & WEDDING
PARTY DISCOUNTS!**

UNLIMITED WORKOUTS, EXPERT TRAINERS,
AND AN AWESOME FITNESS COMMUNITY!



Wedding Bouquets Shapes, Seasons, and Types

If you do not have a lot of experience with floral design, choosing the flowers for your wedding can be a stressful experience. You may have ideas about colors you want to feature, or even specific blooms you like. One area many couples struggle with is choosing the shape of their bouquet. To make life easier for you, here is an overview of some of the most common bouquet shapes.

Pageant bouquets are known for their striking presence – these are big, beautiful bouquets are easy to carry because they are design to lay in your arm. These bouquets typically are made with spiky greenery like baby blue eucalyptus, olive branches, and Italian ruscus, and feature long stemmed blooms like roses, delphinium, and calla lilies.

Crescent shaped bouquets are just like they sound – subtly arched bouquets. These bouquets can be whimsical and asymmetrical, or more straightforward, depending on the flowers and your personal aesthetic. These bouquets tend to feature lots of cascading ivy and hanging amaranthus. These bouquets strike a dramatic silhouette and appear very voluminous without being as heavy as other bouquets like the pageant bouquet.

The most well-known bouquet type is the round bouquet. Round bouquets tend to feature round blooms like roses, anemones, and dahlias. Greenery is usually very minimal. This style is a common choice for very traditional and formal weddings.

Hand-tied bouquets are extremely popular for rustic weddings. These bouquets have



a relaxed vibe and are an excellent choice for DIY. These bouquets tend to feature lots of greenery, with a focal bloom at the center, with others spiraling out around to make an oval-shaped bouquet. There are no rules or limits with hand tied bouquets – Just pick your favorite blooms and let your imagination run wild!

Cascade bouquets have been trendy for the past five or so years. This huge, draping bouquet gives a dramatic appearance and slimming effect. These bouquets tend to feature lots of greenery like eucalyptus and Israeli ruscus. For a classic look, choose traditional flowers such as peonies and garden roses. For a more boho style, blooms like lilies, Queen Ann's Lace, billy balls, and dahlias.

A nosegay is a small, classically elegant bouquet that usually focuses on one focal flower with several smaller blooms flanking it. It typically skips greenery and is a popular selection for bridesmaids' bouquets. With its small size, it is budget friendly and easy to DIY too.

Posy bouquets are the next size up from a nosegay. Like a nosegay, posy bouquets usually skip greenery and instead focus on the blooms. These small, round bouquets are perfect for petite brides. They are designed to be held in one hand, so some brides love the ease and feel of these streamlined bouquets. Ranunculus, gerbera daisies, and sunflowers are commonly featured in posy bouquets.

These are some of the more popular and traditional bouquet styles. These styles are consistently seen at weddings and for good reason!

Written By AnnaBeth Feltner



SERVICING DAYTON, CINCINNATI, AND COLUMBUS.

Floral options that bring your wedding vision to life!

———— www.flowermanflowers.com ————

D.I.Y. (Do It Yourself)

Have fun and save money by making your floral arrangements with the guidance of our amazing coaches.

Designer

Our professional team of creative experts will make stunning arrangements for your special day.





Wedding Shoes

Shoes! While I am no Carrie Bradshaw, I do love a good pair of beautifully crafted ones on my feet. Cue cute Keds, Kate Spade sparkle shoes or Annie Banks' sneakers from Father of the Bride! Weddings vary from being as relaxed as a backyard bbq to royal in a castle in Europe. The wedding day can be a very long day. From getting ready starting in the morning to the final goodbyes as you close down the venue at midnight! It is truly more of a marathon than a sprint.

Shoes are often seen with the decor during getting ready photos, and then sometimes when you are walking or sitting at the front of the church. That's it! They really are more hidden by that long hemline or train. And if your venue is more outdoors, look for your footing. Will you be sinking into the grass with pointed heels? Or are there mostly paved walking paths? What about the walk to the church or reception? Does it seem like a dream when you are in comfortable walking shoes but like a nightmare with high heels?

The best idea? Bring a change of shoes. That way you have options. Padding in shoes becomes compressed over time and doesn't bounce back quickly. Just make sure both pairs are the same height so your dress won't drag on the ground and get dirty. Shoes, like bridal jewelry, should complement the overall look. By pulling in a repeated element it helps to tie in the details. Something like lace, the form of the toe box, or the outlined shape of the shoe can be considered. Or maybe it is in perfect color harmony. What about a little bit of texture – from a soft billowing bow, fanned out feathers, or hard gemstone? Do be careful about rhinestone placement because it can catch on the lace at the bottom of your dress (the same thing goes with rhinestone bracelets which will catch on the bodice of the dress).

Prom season is when stores have the most selection for formal options. At your final fitting, bring everything with you that you plan on wearing for the big day. And always bring your bridal shoes so the hem is the right length.

Written by, and photos provided by, Brenda Pottinger of Pottinger Photography.





Romanoff's Classic Tuxedo

**Grooms receive free Wedding Tuxedo
rental AND free suit to keep***

**with 5 paid rentals*

6391 Sawmill Rd. Dublin, OH 43017 (614) 336-9247

romanoffclassicluxedos.com



ampersand essentials
AROMATHERAPY

*Offering Fully
Customizable
Services to Meet Your
Needs and to Pamper
Your Guests!*

Including...

-  *Bachelor(ette) Party
Bags/Baskets*
-  *Reception Guest
Favors*
-  *Wedding Party
Proposal Boxes*

ampersandessentials.net

614.935.8713 | michelle@ampersandessentials.net



Photo by Folchi Creative



Get Your Free Wedding Coupons! SAVE HUNDREDS ON LOCAL VENDORS

SCAN TO
SIGN UP AND
CLAIM!



COLUMBUS



CINCINNATI
& DAYTON



Local Wedding Showcase



Stephanie & Edward 12/18/21

Photography: Red Gallery Photography
Venue: The Athletic Club of Columbus
Dress: The Bridal Suite Pensacola
Men's Formalwear: Men's Wearhouse
Makeup: Makeup by January
Hair: Jennifer King Hair
DJ/Live Music: Buckeye Entertainment (DJ Mike)
Cake: Le Gateau
Bridesmaids' Dresses: BHLDN
Flowers: Vessel Floral and Event Design

Rachel & Ryan

1/23/21

Photography: Rick Samos
Venue: Franklin Park Conservatory
Dress: BHLDN Anthropologie
Bridesmaids' Dresses: David's Bridal





Leah & Stephen

10/2/21

Photography: Folchi Creative
Venue: Swan Lake Event Center
Dress: LuxeRedux Designer: Colby John
Bridesmaids' Dresses: Revelry



Eric & Lakisha

5/14/21

Photography: Merrick Cousley
Venue: Borginvilla Jamaica
Dress: Wendy's Bridal
Bridesmaids' Dresses: David's Bridal



Cara & Corey

6/26/21

Photography: Pottinger Photography
Ceremony Venue: Cornerstone Manor
Reception Venue: The Windamere
Flowers: Flowers by Leslie
Cake: Two Women in a Kitchen, Inc.
Decor: Prime Time Party Rental



Kayla & Kylee

10/3/21

Photography: Stephanie West Photography
Ceremony Venue: Gathering at The Farm
Reception Venue: Gathering at The Farm
DJ/Entertainment: Blue Lamb Production
Catering: K Family Concession
Coordination: Eleventh Hour Weddings



Kelsey & Cody

9/26/21

Photography: Images by Daniel Michael
Reception Venue: Carnegie Hall Newport
Dress: Badgley Mischka
Cake: Nina Seroka
DJ/Entertainment: Blue Water Kings Band
Wedding Planning: Your Dream Day



Maria & Jake

5/29/21

Photography: Kristie Bulach, Dolce Vita Photography
Reception Venue: Miami University Shriver Center
Ceremony Venue: Miami University Kumler Center
Florist: Two Little Buds
Cake: Tres Belle Cakes
DJ/Entertainment: Wyatt Wukie, Toad Entertainment
Decor: Prime Time Party Rental
Dress: B. Loved Bridal Boutique
Tuxedo Shop and Designer: JoS. A. Bank
Transportation: A Savannah Nite Limousine Service
Late Night: Bagel and Deli
Wedding Planning: A Bride's Mafia





Wedding 911 Kit

This kit should be packed with all the essentials to ensure that if any little thing goes wrong or is forgotten, you have a back up. Below is a list to make sure you are prepared for a smooth trip down the aisle.

Food and Drinks

- Snacks
- Caffeine
- Alcohol
- Bottled Water
- Bottle Opener

Hair

- Hair Ties
- Comb/Brush
- Hair Spray
- Headband
- Bobby Pins
- Curling/Flat Iron

Miscellaneous

- Rubber Bands
- Goo-Gone
- White Chalk
- Flip Flops
- Super Glue
- Hand Sanitizer
- Phone Charger
- Needle Nose Pliers
- Tampons/Panty Liners
- Batteries
- Door Stop
- Lighter
- Scissors
- Straws
- Wet Ones
- Sharpies/Pens
- Tool Kit
- Double Sided Tape
- Smelling Salts
- Contact Solution
- Wash Cloth

Wardrobe

- Corsage Pin
- Hem Tape
- Safety Pins
- Panty Hose
- Iron/Steamer
- Straight Pins
- Stain Remover
- Black Socks
- Wrinkle Release
- Fabric Glue
- Bleach Pen
- Lint Roller
- Sewing Kit
- Body Tape
- Cuff Links
- Earring Backs

Makeup

- Lip Gloss
- Powder
- Foundation
- Mascara
- Setting Spray
- Makeup Remover

During the Ceremony & Reception

- Wedding Music
- CD Flower Girl Basket
- Ring Bearer Pillow
- Bluetooth Speaker
- Something Blue
- Mini Pack of Tissues
- Fake Rings
- Garter
- Pens for Guest Book
- Candles

Outside

- Sunscreen
- Bug Spray
- Hand Fan

First Aid

- Band-aids
- Advil/Tylenol
- Neosporin
- Burn Cream
- Eye Drops
- Antacid/Imodium
- Allergy Medicine
- Blister Treatment
- Hydrogen Peroxide
- Cough Drops

Beauty

- Nail File
- Deodorant
- Tweezers
- Q-tips
- Clear Nail Polish
- Perfume
- Floss Picks
- Cotton Balls
- Lotion
- Mouthwash
- Gum/Mints
- Toothbrush
- Toothpaste
- Disposable Razor
- Nail Polish Remover
- Blotting Tissue
- Nail Clipper
- Hand Mirror

DESTINATION *Romance*

RUTHANN SZENTE, CTA
INDEPENDENT TRAVEL ADVISOR

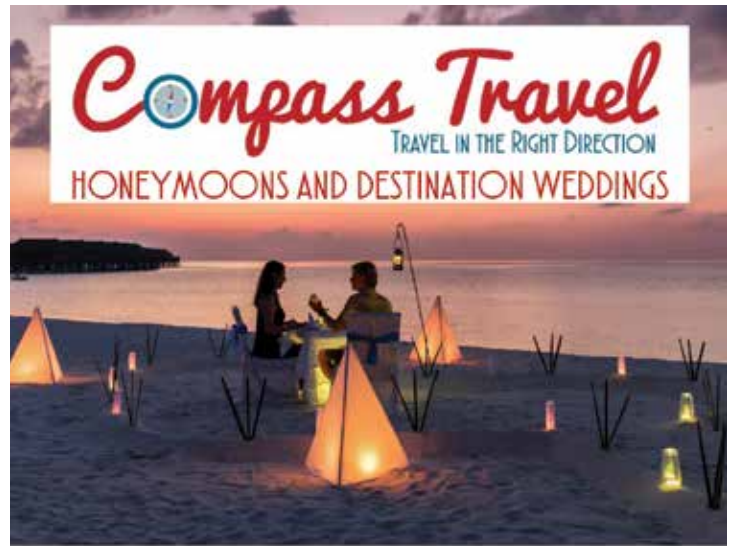


CALL OR TEXT
419.304.9286

ruthann.szente@mei-travel.com

HONEYMOONS
AND
DESTINATION
WEDDINGS

Mention this ad and
get a special gift at
time of final payment!
(\$50 value)



DE-STRESS YOUR PLANNING!

Learn more:
www.compasstravelagency.com

Contact us:
shannon@compasstravelagency.com



Wedding Gifts for Everyone

Guest Favors

Blankets

Great For Colder Outdoor Fall Weddings

Sweet Treats

Small Jar of Honey or Jam

Choosing a Local Company is a Special Touch

Mini Bottle of Olive Oil

Hot Chocolate Kits

Soap

Hot Sauce

Midnight Snacks

Lottery Tickets

Key Chains

Bubbles

These Can also Be Used for Your Exit

Potpourri

Fans

Great For Outdoor Summer Weddings



Bridesmaids Gifts

Custom Tote Bag

Robe

Skincare

Jewelry

Mini Champagne Bottles

Lipstick

Slippers & Fuzzy Socks

Tumblers

Personalized Jewelry Box



Groomsmen Gifts

Sunglasses

Ties

Coffee Tumbler

Socks

Flask

Crewneck

Engraved Alcohol

Bottle Opener

Shot Glass



Honeymoon Travel Post Pandemic

Traveling for your wedding or honeymoon? The pandemic has made travel even more complex than it was, but travel agents are here to help!

Your travel agent will be able to familiarize you with the rapidly changing COVID-19 related restrictions and requirements of the place you're going from and to, down to the letter! Compass Travel can even offer suggestions on where to get a COVID-19 tests for travel in the Columbus area, based on what location you'll be going to.

Also, purchasing travel insurance is now more important than ever! Many countries and types of travel now require a very specific level of travel insurance. A good travel agent with knowledge of travel insurance will be able to assist you with these.

Currently, there are a couple of big trends that are disrupting travel plans—Flight changes and increased costs. Airlines are changing flight schedules and canceling flights like crazy right now! Expect that your flight times will change several times, from the time you book to the time you step on the plane, be prepared for seat assignment changes to needing to switch airlines completely at the "last minute."

Unfortunately, gone are the days of cheap travel we saw in 2020. Travel suppliers are looking to recoup losses and have increased prices a lot in 2021 and 2022, especially for domestic travel. Plus, many international destinations still have caps on hotel occupancy, leading to diminished availability. A good travel agent can talk you through your options and let you know where you'll get the most value for your money, especially if you're flexible on locations and dates.

Compass Travel can help you navigate the intricate world of pandemic travel and curate your dream honeymoon or destination wedding!

Written by: Jennifer Kon
Compass Travel



Honeymoon packing list

Health

Hand Sanitizer
Protective Mask
Anti-Bacterial Wipes
Prescriptions
Band-Aids
First Aid Ointment
Pain Relievers
Cold/Flu Medication
Vitamins
Anti-Diarrhea Pills
Anti-Malaria Pills
Antacids
Tissues
Antihistamine
Bug Spray



Documents

Passport
Driver's License
VISA Documentation
Tickets (Plane, Train, Etc.)
Credit Cards
Bank Contact Information
Local Currency
Insurance Card
Photocopy of your passport/I.D.
Proof of Vaccination
Local Embassy Contact Info

Clothing

Long Sleeve Shirt	Underwear
Short Sleeve Shirt	Bras
Tank Top	Socks
Shorts	Sandals/Flip-Flops
Skirt	Sneakers
Swimsuit	Formal Shoes
Day Dress	Purse
Formal Dress	Backpack
Pants	Hat
Dress Pants	Scarf
Dress Shirt	Gloves
Coat	Sunglasses
Light Jacket	Rain Gear
	Jewelry



Toiletries

Corsage Pin
Toothbrush
Toothpaste
Floss
Deodorant
Contacts
Eyedrops
Glasses
Razors
Face Cream
Body Lotion
Sunscreen
Tampons/Pads
Nail Clippers
Tweezers
Makeup Bag
Perfume
Cologne
Chapstick
Q-Tips
Hair Brush
Hair Ties
Blow Dryer
Curling Iron
Hair Straightener
Shampoo/Conditioner
Ear Plugs
Sleep Mask



Electronics

Cell phone (+ Charger)
Laptop (+ Charger)
Camera (+ Charger)
Headphones
Local Adapters
Tablet/iPad
Memory Cards
Extra Batteries
Portable Charger

Misc

Local Map
Pen/Pencil
Notebook
Planner
Travel Guidebook
Journal
Book/Magazines
Contraception



*Stunning Spaces
Outstanding Service
Trusted Experience*



The Crowne Plaza Columbus North-Worthington hotel
is your complete wedding destination.

With our elegant Grand Ballroom along with our Grand Pavilion,
you won't need to look any further. We can accommodate
ceremonies, receptions and rehearsal dinners for up to 500 people.
Our experienced, creative and dedicated staff is here to serve you
and to create a day to remember for a lifetime.

Contact our professional staff today for a complete tour.



CROWNE PLAZA®

AN **IHG®** HOTEL

COLUMBUS NORTH - WORTHINGTON

6500 Doubletree Avenue
Columbus, OH 43229
614-885-1885

www.cpcolumbusnorth.com ~ sales@cpcolumbusnorth.com

Avant-Garde Impressions

CUSTOM INVITATIONS, ACCESSORIES AND GIFTS

FEATURING *How Inviting!* LTD

VISIT US FOR ALL OF YOUR
CEREMONY, RECEPTION, BRIDAL SHOWER
AND OTHER EVENT NEEDS

SAVE THE DATES
INVITATIONS
PROGRAMS
SEATING CHARTS
FAVORS
PLACE CARDS
THANK YOU CARDS
CUSTOM STATIONERY

GUEST BOOKS
BRIDAL PARTY GIFTS
SHOWER GAMES
DECOR
CARD BOXES
TABLE NUMBERS
BACHELORETTE ITEMS
GIFT BOOKS

AND SO MUCH MORE!

SCAN ME



34 DILLMONT DRIVE
COLUMBUS, OHIO 43235
(614) 259-7082

WWW.AGIMPRESSIONS.COM



Our live wedding amusements turn a ceremony or reception into a unique celebration for guests of all ages. Featuring mirror dance floor, letters, thrones, tables, sofas, bars, ALL LED. Along with cotton candy machines, popcorn machine, ice cream cart and even more!



LET AWESOME ENTERTAINMENT MAKE IT A FOREVER MEMORY FOR YOUR FAMILY AND GUESTS!



1250 Memory Lane Columbus, Ohio 43209 Tel: 614.224.9568
www.columbusparties.com



Weddings | Corporate | School | Private Events

www.aspartyrental.com

(937) 885-5454 | (513) 315-9110

300 Conover Drive Franklin, OH 45005

the knot
best of
weddings

HALL
OF
FAME

Your memories
Forever
in PHOTOS

Images by
DANIEL MICHAEL

www.DanielMichael.com | 513-759-6760

Stop by and see us - Now located in the *Reading Bridal District*



OTF PhotoImages

Photography & Videography

Capturing Memories That Last a Lifetime

www.otfphotoimages.com
otf.photoimages@gmail.com
(614) 226-3384



"Photography takes an instant out of time,
altering life by holding it still." -D. Lange

Pottinger
Photography

513-484-9709

www.pottingerphoto.com



Wedding Consignment Shop



Shop USED and NEW Wedding Decor

Looking for specific items? Contact us to check availability.



Items Include:

Card Boxes
Wedding Signs
Vases
Table Numbers
Centerpieces
Accessories
AND SO MUCH MORE!

Email or call us if you are interested in selling your gently used wedding items! We will review all items for potential purchase.

5251 Norwich Street
Hilliard, OH. 43026

614.717.7526 | info@devotedcolumbus.com | devotedcolumbus.com



Eleventh Hour Weddings

...

we have the details, you have your day.



(513) 404-0674 | eleventhhourweddings.com

AO
Andrea's Occasions
event planning

Mention this ad to receive a 10% discount off of planning services!

From elegant ballrooms to rustic chic barns. Modern event centers to backyard tents. We're here to help bring your unique vision to life. Don't spend it worrying about the details; leave that to us. Planning a wedding can be stressful...but it doesn't have to be! Pay for peace of mind.

info@andreasoccasions.com | andreasoccasions.com | 614-259-8045

devoted
GUIDING YOU TO — I DO

Do not let this be you on your wedding day...

Hire a Wedding Day Assistant!

info@devotedcolumbus.com
(614) 717-PLAN
www.devotedcolumbus.com

Packages starting at \$995



Sample Wedding Day Timeline

This is the first party you, as a couple, throw for your friends & family!

Cocktails and Hors d'oeuvres

Be creative and trendy with your foods. Passing hors d'oeuvres is classy and a great way to save money. Fewer hors d'oeuvres are needed as guests are less inclined to take more from a person than a station.

Special touch: have someone greet your guests with a glass of champagne or wine and show them where they can place their gifts. Some fun ideas during cocktail hour are a photo booth, flip book and Polaroid stations. You could also entertain guests with other unique fun such as caricature artists, henna body art or yard games if you have an outdoor space.

Salads

Pre-setting salads is best done with buffets. That way, the last table released to a buffet is not waiting too long to begin eating. It is also great if guests are coming from a different location for cocktail hour. Keep in mind dressing should be on the side if pre-set.

6:00

7:00

7:15

7:30

7:45

Guests are Invited to Take Their Seats

If you have several guests with assigned tables, a round table for your escort cards is very efficient for guests to maneuver. Make sure your writing on the escort cards is clear, not too small and alphabetized by last name.

Special touch: Have someone escort guests to their table.

Father Welcomes Guests / Blessings

Traditionally, the father of the bride is given the opportunity to thank your guests for joining you on this special day and give a small toast to the happy couple. This can also be done by any family member or even the couple themselves! Then ask your officiant or a bridal party member to offer a blessing before the meal. If you dare to be different - open the dance floor at this time.

Toasts



Photo by Christy Beal Photography

A common substitute for champagne is a wine pour during dinner, or guests can toast with what beverage they already have in hand.

Special touch: Make sure you mention to your best man to have the guests lift their glasses and toast so it is not missed.

Announcements

More couples are getting away from a bridal party entrance and opting for just the couple. However, if you do want the bridal party announced, make it fun with songs, dances, and excitement. This is the beginning of your party. Get your guests excited for what is to come! If it is just the two of you as a couple being introduced, go right into your first dance. This is a great time to first recognize parents before the couple or bridal party enter!! **Special touch:** Have a family member do the announcing instead of the DJ to make it more personal!



Photo by Grace E. Jones Photography

Dinner

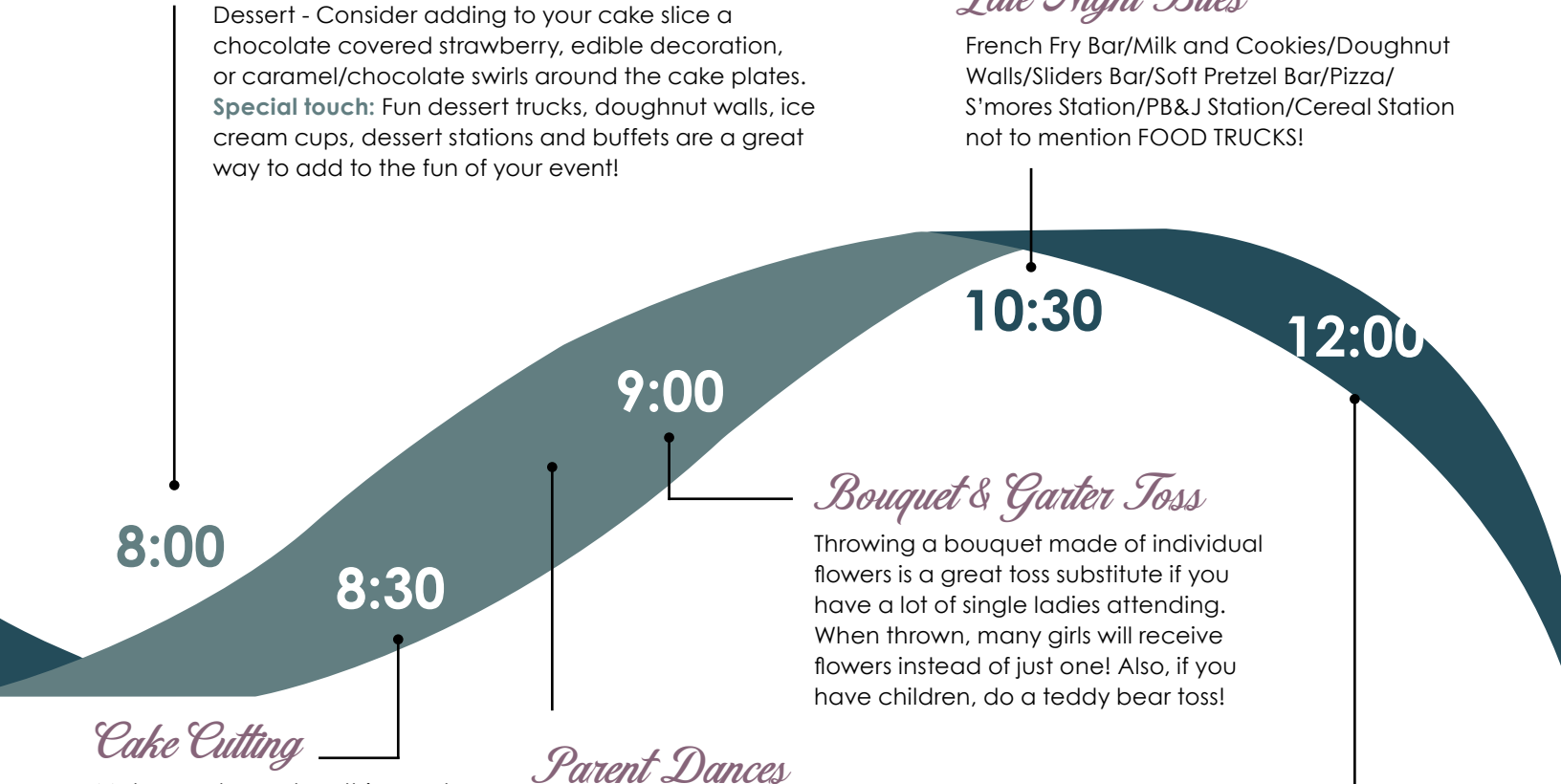
Plated - Consider a plate with 2 or 3 meats in smaller portions instead of just one on the same plate. This will save you from having to do entrée indicators for different meals. If you have a choice, remember to provide entrée indicators on your place cards that are easy for the servers to see. Some ideas include different colored borders, cards, writing, or stickers that go along with your theme.

Buffet - No entrée indicators are needed for a buffet. Make sure guests can go down both sides of the buffet so it moves faster. Also, if you have more than 200 guests, ask your caterer for two buffets. Count is typically 1 buffet per 100 guests.

Dessert - Consider adding to your cake slice a chocolate covered strawberry, edible decoration, or caramel/chocolate swirls around the cake plates.
Special touch: Fun dessert trucks, doughnut walls, ice cream cups, dessert stations and buffets are a great way to add to the fun of your event!

Late Night Bites

French Fry Bar/Milk and Cookies/Doughnut Walls/Sliders Bar/Soft Pretzel Bar/Pizza/S'mores Station/PB&J Station/Cereal Station not to mention FOOD TRUCKS!



8:00

8:30

9:00

10:30

12:00

Cake Cutting

Make sure to capture this event before everyone is done eating. This way guests are still in their seats and paying attention! Make sure the person who will cut the entire cake is experienced. The knife they use is key! Your once beautiful cake could look like it has been dug out with a spoon and scooped on a plate, if not cut correctly. Too small of a cut and you look cheap, too big of a cut and you might run out.
Special touch: Don't forget about your gluten free guests, as many bakers can accommodate a smaller cake. Tip: if there is a cake cutting fee - consider cupcakes.

Bouquet & Garter Toss

Throwing a bouquet made of individual flowers is a great toss substitute if you have a lot of single ladies attending. When thrown, many girls will receive flowers instead of just one! Also, if you have children, do a teddy bear toss!

Parent Dances



Picking a great song is key! Slow dances are not mandatory; it may be fun to do a ballroom or swing dance.
Special touch: Parent dances can be done at the same time if you don't like to be in the spotlight or the mother/son dance can join halfway through the song.

Grand Exit / Music Ends

Consider giving favors to your guests upon departure instead of at the tables, especially if they don't coordinate. Some departure ideas are floating lanterns, sparklers, glow sticks, and a cool escape vehicle.

LIVE THE DREAM

Timeless. Personalized. For Both of You.



Photo Credit: Maxim Photo Studio

Your Dream Day

Since 2004, Your Dream Day LLC has been making wedding dreams come true. Contact us today for a complimentary first date appointment to learn how we can save you time, reduce your stress level and make planning fun!



Kathy Piech-Lukas, Dreammaker



CONTACT US



www.yourdreamday.com



Cincinnati and
Dayton, Ohio



937-746-4617
513-241-2777



Tips From Wedding Pros



Venue Nationwide Hotel and Conference Center

Reducing stress starts with consolidating your ceremony and reception to a single venue. Imagine the calmness of everything, including hotel rooms, being all on-site. Once guests arrive, they don't have to leave – You gain timeline flexibility, ease in coordination, cost saving opportunities, and peace of mind knowing no travel is involved. Let's face it, an all-in-one location simplifies the day for your guests, and truthfully, removes the fuss! Who doesn't need THAT on their wedding day!?

Disc Jockey D and M DJ Entertainment

Hire your DJ based on reviews, not on price. This is your once in a lifetime, don't make it your worst memory of a lifetime.



Photo by Tolman Media

iShine Music Production

Disc Jockey

When you're planning a wedding and if you'd like to incorporate a DJ into the mix, make sure that the DJ/company has a song request sheet. You will be able to share all of your favorite songs from "must plays", "play if possible", "play if requested" all the way to "do not play" and your DJ will get a road-map and guide to what type of music you and your fiancé like. It really is a win/win for both parties because music is what connects and brings people together."

Graystone Wine Cellar

Rehearsal Dinner

Check with the hosts of the rehearsal dinner about what their meal choices will be. You don't want to choose the same meals for the rehearsal as the reception.



Photo by Samos Photography

Pottinger Photography

Photography

Do you love those beautiful Instagram-worthy detailed photos of wedding accessories? Bring a clear plastic container to your final fitting. As you remove your outfit and jewelry, place them in the box along with your shoes. This will become your wedding day details box. You can add your invitation, perfume, ring boxes (and rings), and then this will be ready for your photographers when they arrive. Your maid of honor won't have to scramble to find everything in the bottom of a dark tote bag. A bonus tip if you are worried about forgetting the marriage license – Safety pin the manilla envelope to your dress hanger. You won't forget your dress!

Avant Garde Impressions

Invitations

Before ordering your save the dates or invitations, be sure to know how many you will need. A good rule of thumb is to always add 25 more to the order, just in case.



Making an Exit

Check out these fun and unique items to incorporate as you leave your ceremony or reception! Check with your venue to make sure your idea is permitted.

- Sparklers
- Petals
- Glow sticks
- Paper airplanes
- Sprinkles
- Confetti
- Lanterns
- Bells
- Bubbles
- Pom poms
- Beach balls

- Streamers
- Feathers
- Rice
- Leaves
- Dried herbs



Photo by New Image Studios



Photo by dkphotographic

- Glitter
- Birdseed
- Butterflies
- Silly string
- Kazoos

- Popcorn
- Fireworks
- Candles
- Balloons
- Fake snow
- Color bombs
- Fun flags
- Coffee beans
- Maracas
- Cheer poms
- Ribbon wands



COLUMBUS TROLLEY

The perfect wedding transportation solution!

columbustrolley.com | 614-738-8889
mike@coachquarters.com

ARRIVE IN STYLE

BRIDE & GROOM LUXURY COACH BUS

AVAILABLE IN CINCINNATI AND COLUMBUS

Featuring a unique 'private jet' like interior!

brideandgroomluxurycoach.com | 513-675-2725
marietta.coachquarters@gmail.com





Advertisers Index

Bartenders			
Ohio Bartenders for Hire	8		
Boudoir Photography			
Adored Boudoir Photography	8		
614 Boudoir	9		
Mobile Bar			
Alco-Haul Mobile Bar	10		
Catering			
All Occasions Catering & Banquet Facility	12		
Dance Lessons			
The Crystal Ballroom Dance Center	14		
Decor			
SK Designs	15		
Disc Jockey			
D&M DJ Entertainment	17		
IShine Music Productions	19		
Event Space			
Graystone Wine Cellar	19		
Makoy Center	19		
Hofbräuhaus	20		
The Redmoor	21		
Fitness/Health			
Neighborhood Boxing Club	22		
RockBox Fitness	23		
Florists			
The Flowerman!	25		
Formalwear			
Romanoff's Classic Tuxedo	27		
Gifts/Favors			
Ampersand Essentials	28		
Honeymoon			
MEI-Travel & Mouse Fan Travel	33		
Compass Travel	33		
Hotels			
Crowne Plaza Columbus North-Worthington	35		
Invitations			
Avant Garde Impressions	36		
Rentals			
A&S Party Rental	37		
Photography			
Images by Daniel Michael	38		
OTF Photo Images	38		
Pottinger Photography	39		
Wedding Planning			
Andréa's Occasions	41		
Eleventh Hour Weddings	41		
Devoted Columbus	41		
Your Dream Day	44		
Transportation			
Columbus Trolley	46		
Unique Services			
Awesome Entertainment	36		



Devoted Wedding Resale Market

Accessories | Dresses | Gifts | Centerpieces

Sell gently used wedding items, decor and accessories to current brides in-person or in our Facebook group.

Live markets are held several times a year. Located in Columbus, Cincinnati, and Dayton!! Check out the websites for details!



Columbus

devotedcolumbus.com
info@devotedcolumbus.com


GUIDING YOU TO — I DO

Cincinnati/Dayton

devotedcincinnati.com
sales@devotedcincinnati.com