

TIME TEACHES US
THAT THE ONLY WAY TO **MOVE** IS
FORWARD



STOP NOWHERE

www.krossbikes.in | Kross Bikes Catalogue 2020

About us

Hero Ecotech Ltd. is a part of the Hero Eco Group having a vast portfolio with diverse product offerings consisting of bicycles, bicycle components, electric vehicles, health-care, fitness equipment & auto components. The group is led by Sh. Vijay Munjal who along with his sons Naveen and Gaurav Munjal has been able to carve a niche in the domestic and international markets.

Hero Ecotech was set up as an Export Oriented Unit to manufacture and export high quality bicycles. It was set up in technical collaboration with National Panasonic of Japan with an idea to export products to the advanced nations like Germany, UK, France, Japan etc. Being one of the most modern facilities in India it has aligned with the best global manufacturing practices and all its processes are QMS (ISO – 9001, ISO – 14001 & ISO 18001) compliant. Its products are exported to the retail majors across UK, Germany & France.

In India, Hero Ecotech manufactures KROSS brand of bicycles as per the same international standards as its export offerings. Kross was launched in India in the year 2012 and in a short span, KROSS has been able to establish itself as a leading brand in the domestic bicycle market. KROSS has a range of over 100 models across Kids, BMX, MTB and Roadster categories.



Hero Eco's Competence Infrastructural Excellence

Largest Exporter

of complete bicycles
from India to
Europe and the USA.

Well equipped In-house Reliability Lab

for testing as per ISO norms.

ISO 9001,
18001 &
OHSAS 14001
certification.

Fully Integrated Factory

with all critical
processes in-house.

Vast experience of working with
**major European
and the US retail
chains.**

India's only
SA 8000
certified bicycle factory.



USA

POLAND

DENMARK

LATVIA

HOLLAND

UNITED KINGDOM

BELGIUM

PORTUGAL

GERMANY

ITALY

CZECH REPUBLIC

ROMANIA

LUDHIANA

NEW DELHI








KIDS BIKES

RANGE












CRUSH 12T

-  **FRAME:** Ergonomically designed steel frame (22.5 cm)
-  **FORK:** Rigid
-  **HANDLE BAR:** Double bend extra raised with extended stem & soft grips for extra comfort
-  **BRAKE TYPE:** Front & rear caliper brakes with resin lever & brake cables with friction free casings for effective braking
-  **WHEEL SIZE:** 30.48 cm (12x1.75) matching coloured mag wheels
-  **PEDAL:** Stylish resin moulded anti-skid body reflectorised pedals
-  **COLOURS :** ● ●










PRETTY MISS 12T








-  **FRAME:** Ergonomically designed steel frame (22 cm)
-  **FORK:** Rigid
-  **HANDLE BAR:** Double bend extra raised with extended stem & soft grips for extra comfort
-  **BRAKE TYPE:** Front & rear caliper brakes with resin lever & brake cables with friction free casings for effective braking
-  **WHEEL SIZE:** 30.48 cm (12x1.75) matching coloured mag wheels
-  **PEDAL:** Stylish resin moulded anti-skid body reflectorised pedals
-  **COLOURS :** ●



FLAME 12T

-  **FRAME:** Ergonomically designed steel frame (21.4 cm)
-  **FORK:** Rigid
-  **HANDLE BAR:** Double bend extra raised with extended stem & soft grips for extra comfort
-  **BRAKE TYPE:** Front & rear caliper brakes with resin lever & brake cables with friction free casings for effective braking
-  **WHEEL SIZE:** 30.48 cm (12x2.125) alloy rim
-  **PEDAL:** Stylish resin moulded anti-skid body reflectorised pedals
-  **COLOURS:** ●








BLUE BELL 14T

-  **FRAME:** Ergonomically designed steel frame (25 cm)
-  **FORK:** Rigid
-  **HANDLE BAR:** Double bend extra raised with extended stem & soft grips for extra comfort
-  **BRAKE TYPE:** Front & rear caliper brakes with resin lever & brake cables with friction free casings for effective braking
-  **WHEEL SIZE:** 35.56 cm (14x1.75) silver alloy rim
-  **PEDAL:** Stylish resin moulded anti-skid body reflectorised pedals
-  **COLOURS:** ● ●












AVIATOR 14T









-  **FRAME:** Ergonomically designed steel frame (22.5 cm)
-  **FORK:** Rigid
-  **HANDLE BAR:** Double bend raised with extended stem & soft grips for extra comfort
-  **BRAKE TYPE:** Front & rear caliper brakes with resin lever & brake cables with friction free casings for effective braking
-  **WHEEL SIZE:** 35.56 cm (14x2.40) alloy rim
-  **PEDAL:** Stylish resin moulded anti-skid body reflectorised pedals
-  **COLOURS :** ● ●

BUDDY B-14 14T

-  **FRAME:** Ergonomically designed steel frame (21.8 cm)
-  **FORK:** Rigid
-  **HANDLE BAR:** Double bend extra raised with extended stem & soft grips for extra comfort
-  **BRAKE TYPE:** Front & rear caliper brakes with resin lever & brake cables with friction free casings for effective braking
-  **WHEEL SIZE:** 35.56 cm (14x1.75) alloy rim
-  **PEDAL:** Stylish resin moulded anti-skid body reflectorised pedals
-  **COLOURS :** ● ● ● ●












PRETTY MISS 14T

-  **FRAME:** Ergonomically designed steel frame (22 cm)
-  **FORK:** Rigid
-  **HANDLE BAR:** Double bend extra raised with extended stem & soft grips for extra comfort
-  **BRAKE TYPE:** Front & rear caliper brakes with resin lever & brake cables with friction free casings for effective braking
-  **WHEEL SIZE:** 35.56 cm (14x1.75) steel painted rim
-  **PEDAL:** Stylish resin moulded anti-skid body reflectorised pedals
-  **COLOURS :** 



CRUSH 14T

-  **FRAME:** Ergonomically designed steel frame (23.4 cm)
-  **FORK:** Rigid
-  **HANDLE BAR:** Double bend extra raised with extended stem & Soft grips for extra comfort
-  **BRAKE TYPE:** Front & rear caliper brakes with resin lever & brake cables with friction free casings for effective braking
-  **WHEEL SIZE:** 35.56 cm (14x1.75) steel painted rim
-  **PEDAL:** Stylish resin moulded anti-skid body reflectorised pedals
-  **COLOURS :**  











WEAPON 16T

-  **FRAME:** Ergonomically designed steel frame (25.4 cm)
-  **FORK:** Rigid
-  **HANDLE BAR:** Double bend raised with extended stem & soft grips for extra comfort
-  **BRAKE TYPE:** Front & rear V-brake set with alloy lever & with friction free casings for effective braking
-  **WHEEL SIZE:** 40.64 cm (16x2.4) alloy rim
-  **PEDAL:** Stylish resin moulded anti-skid body reflectorised pedals
-  **COLOURS :** 




AVIATOR 16T


-  **FRAME:** Ergonomically designed steel frame (25.4 cm)
-  **FORK:** Rigid
-  **HANDLE BAR:** Double bend raised with extended stem & soft grips for extra comfort
-  **BRAKE TYPE:** Front & rear caliper brakes with resin lever & brake cables with friction free casings for effective braking
-  **WHEEL SIZE:** 40.64 cm (16x2.40) alloy rim
-  **PEDAL:** Stylish resin moulded anti-skid body reflectorised pedals
-  **COLOURS :** 




FLAME 16T

 **FRAME:** Ergonomically designed steel frame (25.4 cm)

 **FORK:** Rigid

 **HANDLE BAR:** Double bend extra raised with extended stem & soft grips for extra comfort

 **BRAKE TYPE:** Front & rear caliper brakes with resin lever & brake cables with friction free casings for effective braking

 **WHEEL SIZE:** 40.64 cm (16x2.125) alloy rim

 **PEDAL:** Stylish resin moulded anti-skid body reflectorised pedals


 **COLOURS :** ●





GRAVITY 16T


 **FRAME:** Ergonomically designed steel frame (27 cm)

 **FORK:** Rigid

 **HANDLE BAR:** Double bend extra raised with extended stem, front plate & soft grips for extra comfort

 **BRAKE TYPE:** Front & rear V-brakes with alloy lever & with friction free casings for effective braking












 **WHEEL SIZE:** 40.64 cm (16x2.4) steel rim

 **PEDAL:** Stylish resin moulded anti-skid body reflectorised pedals

 **COLOURS :** ● ●













VENOM 16T

-  **FRAME:** BMX design steel frame (25.4 cm)
-  **FORK:** Rigid
-  **HANDLE BAR:** BMX double bend type with extended stem & soft grips for extra comfort
-  **BRAKE TYPE:** Front & rear caliper brakes with resin lever & brake cables with friction free casings for effective braking
-  **WHEEL SIZE:** 40.64 cm (16x2.4) alloy rim
-  **PEDAL:** Stylish resin moulded anti-skid body reflectorised pedals
-  **COLOURS :**    











BUDDY 16T









-  **FRAME:** Ergonomically designed steel frame (25.4 cm)
-  **FORK:** Rigid
-  **HANDLE BAR:** Double bend extra raised with extended stem, front plate & soft grips for extra comfort
-  **BRAKE TYPE:** Front & rear caliper brakes with resin lever & brake cables with friction free casings for effective braking
-  **WHEEL SIZE:** 40.64 cm (16x2.4) alloy rim
-  **PEDAL:** Stylish resin moulded anti-skid body reflectorised pedals
-  **COLOURS :**   



CRUSH 16T











-  **FRAME:** Ergonomically designed steel frame (25.4 cm)
-  **FORK:** Rigid
-  **HANDLE BAR:** Double bend extra raised with extended stem & soft grips for extra comfort
-  **BRAKE TYPE:** Front & rear caliper brakes with resin lever & brake cables with friction free casings for effective braking
-  **WHEEL SIZE:** 40.64 cm (16x2.4) steel painted rim
-  **PEDAL:** Stylish resin moulded anti-skid body reflectorised pedals
-  **COLOURS :** 

BLUE BELL 16T

-  **FRAME:** Ergonomically curved steel frame (28.8 cm)
-  **FORK:** Rigid
-  **HANDLE BAR:** Double bend extra raised with extended stem & soft grips for extra comfort
-  **BRAKE TYPE:** Front & rear caliper brakes with resin lever & brake cables with friction free casings for effective braking
-  **WHEEL SIZE:** 40.64 cm (16x1.75) alloy rim
-  **PEDAL:** Stylish resin moulded anti-skid body reflectorised pedals
-  **COLOURS :** 












PRETTY MISS 16T

-  **FRAME:** Ergonomically curved steel (25.4 cm)
-  **FORK:** Rigid
-  **HANDLE BAR:** Double bend extra raised type with extended stem & soft grips for extra comfort
-  **BRAKE TYPE:** Front & rear caliper brake set with resin lever & brake cables with friction free casings for effective braking
-  **WHEEL SIZE:** 40.64 cm (16x2.125) steel painted rim
-  **PEDAL:** Stylish resin moulded anti-skid body reflectorised pedals
-  **COLOURS :**   



X-PRO 16T

-  **FRAME:** Ergonomically designed steel frame (20.5 cm)
-  **FORK:** Rigid
-  **HANDLE BAR:** Double bend raised with extended stem & soft grips for extra comfort
-  **BRAKE TYPE:** Front & rear caliper brakes with resin lever & brake cables with friction free casings for effective braking
-  **WHEEL SIZE:** 40.64 cm (16x2.125) alloy rim
-  **PEDAL:** Stylish resin moulded anti-skid body reflectorised pedals
-  **COLOURS :**  



MARVEL 16T

- △ **FRAME:** Y-type steel frame (30 cm)

- ✂ **FORK:** Rigid

- T **HANDLE BAR:** Double bend extra raised with extended stem & soft grips for extra comfort

- 🔧 **BRAKE TYPE:** Front & rear caliper brakes with resin lever & brake cables with friction free casings for effective braking

- 🌀 **WHEEL SIZE:** 40.64 cm (16x2.125) steel painted rim

- 🚲 **PEDAL:** Stylish resin moulded anti-skid body reflectorised pedals

- 🎨 **COLOURS :** ●

CHASE 16T

- △ **FRAME:** Y-shaped steel frame with integral carrier (30 cm)

- ✂ **FORK:** Rigid

- T **HANDLE BAR:** Double bend extra raised with extended stem & Soft grips for extra comfort

- 🔧 **BRAKE TYPE:** Front & rear caliper brakes with resin lever & brake cables with friction free casings for effective braking

- 🌀 **WHEEL SIZE:** 40.64 cm (16x2.125) steel painted rim


- 🚲 **PEDAL:** Stylish resin moulded anti-skid body reflectorised pedals

- 🎨 **COLOURS :** ●●●








DRAG 16T

 **FRAME:** Ergonomically curved steel frame (27 cm)

 **FORK:** Rigid

 **HANDLE BAR:** Double bend extra raised type with extended stem & soft grips for extra comfort

 **BRAKE TYPE:** Front & rear caliper brake set with resin lever & brake cables with friction free casings for effective braking








 **WHEEL SIZE:** 40.64 cm (16x1.75) steel painted rim

 **PEDAL:** Stylish resin moulded anti-skid body reflectorised pedals

 **COLOURS :**  










BEAST 20T MS

-  **FRAME:** Ergonomically designed steel frame with shaped tube (26.5 cm)
-  **FORK:** Suspension
-  **HANDLE BAR:** MTB Double bend type with extended stem & soft grips for extra comfort
-  **BRAKE TYPE:** Front & rear V-brake set with resin lever & brake cables with friction free casings for effective braking
-  **WHEEL SIZE:** 50.8 cm (20x2.125) alloy rim
-  **PEDAL:** Stylish resin moulded anti-skid body reflectorised pedals
-  **COLOURS :** ● ●










BEAST 20T

-  **FRAME:** Ergonomically designed steel frame with shaped tube (26.5 cm)
-  **FORK:** Suspension
-  **HANDLE BAR:** MTB Double bend type with extended stem & soft grips for extra comfort
-  **BRAKE TYPE:** Front & rear V-brake set with resin lever & brake cables with friction free casings for effective braking
-  **WHEEL SIZE:** 50.8 cm (20x2.125) alloy rim
-  **PEDAL:** Stylish resin moulded anti-skid body reflectorised pedals
-  **COLOURS :** ● ●












AVIATOR 20T

-  **FRAME:** Ergonomically designed steel frame (28 cm)
-  **FORK:** Rigid
-  **HANDLE BAR:** Double bend raised with extended stem & soft grips for extra comfort
-  **BRAKE TYPE:** Front & rear V-brake set with alloy lever & brake cables with friction free casings for effective braking
-  **WHEEL SIZE:** 50.8 cm (20x2.40) alloy rim
-  **PEDAL:** Stylish resin moulded anti-skid body reflectorised pedals
-  **COLOURS :** ● ●

EXTREME 20T

-  **FRAME:** Ergonomically designed MTB steel frame (32.5 cm)
-  **FORK:** Rigid
-  **HANDLE BAR:** MTB double bend type handle bar with extended stem & soft grips for extra comfort
-  **BRAKE TYPE:** Front & rear V-brake set with alloy lever & brake cables with friction free casings for effective braking
-  **WHEEL SIZE:** 50.8 cm (20x2.40) alloy rim
-  **PEDAL:** Stylish resin moulded anti-skid body reflectorised pedals
-  **COLOURS :** ● ● ● ●















GLOBATE 20T

-  **FRAME:** Ergonomically designed steel frame (28 cm)
-  **FORK:** Suspension
-  **HANDLE BAR:** Double bend raised with extended stem & soft grips for extra comfort
-  **BRAKE TYPE:** Front disc & rear V- brake set with alloy lever & brake cables with friction free casings for effective braking
-  **WHEEL SIZE:** 50.8 cm (20x1.95) alloy D/W rim
-  **PEDAL:** Stylish resin moulded anti-skid body reflectorised pedals
-  **COLOURS :**    Also available in SS with V-brake set



VENOM 20T


-  **FRAME:** BMX design steel frame assy (27.5 cm)
-  **FORK:** Rigid
-  **HANDLE BAR:** BMX double bend type handle bar with cross bar, stem with top plate & soft grips for extra comfort
-  **BRAKE TYPE:** Front & rear V-brake set with alloy lever & brake cables with friction free casings for effective braking
-  **WHEEL SIZE:** 50.8 cm (20x2.125) alloy rim
-  **PEDAL:** Stylish resin moulded anti-skid body reflectorised pedals
-  **COLOURS :**     




SPIDER 20T


 **FRAME:** Ergonomically designed steel frame (26.5 cm)

 **FORK:** Rigid

 **HANDLE BAR:** MTB double bend type handle bar with extended stem & soft grips for extra comfort

 **BRAKE TYPE:** Front & rear V-brake set with alloy lever & brake cables with friction free casings for effective braking

 **WHEEL SIZE:** 50.8 cm (20x2.4) alloy rim

 **PEDAL:** Stylish resin moulded anti-skid body reflectorised pedals


 **COLOURS :**   




MYSTIC 20T

 **FRAME:** Ergonomically designed MTB steel frame (32.5 cm)

 **FORK:** Rigid

 **HANDLE BAR:** MTB double bend type handle bar with extended stem & soft grips for extra comfort

 **BRAKE TYPE:** Front & rear V-brake set with alloy lever & brake cables with friction free casings for effective braking

 **WHEEL SIZE:** 50.8 cm (20x1.95) alloy rim

 **PEDAL:** Stylish resin moulded anti-skid body reflectorised pedals









 **COLOURS :** 

STORM 20T












-  **FRAME:** Ergonomically designed steel frame (31 cm)
-  **FORK:** Rigid
-  **HANDLE BAR:** Double bend raised type handle bar with extended stem & soft grips for extra comfort
-  **BRAKE TYPE:** Front & rear caliper brake set with resin lever & brake cables with friction free casings for effective braking
-  **WHEEL SIZE:** 50.8 cm (20x1.95) alloy rim
-  **PEDAL:** Stylish resin moulded anti-skid body reflectorised pedals
-  **COLOURS :** 



STORM DS 20T









-  **FRAME:** Ergonomically designed MTB steel dual suspension frame (31 cm)
-  **FORK:** Suspension
-  **HANDLE BAR:** MTB double bend type handle bar with extended stem & soft grips for extra comfort
-  **BRAKE TYPE:** Front & rear V-brake set with alloy lever & brake cables with friction free casings for effective braking
-  **WHEEL SIZE:** 50.8 cm (20x1.75) alloy rim
-  **PEDAL:** Stylish resin moulded anti-skid body reflectorised pedals
-  **COLOURS :**  Also available in SS

HUNTER 20T MS

-  **FRAME:** Ergonomically designed MTB steel shaped tube dual suspension frame (33 cm)
-  **FORK:** Suspension
-  **HANDLE BAR:** MTB double bend type handle bar with extended stem & soft grips for extra comfort
-  **BRAKE TYPE:** Front & rear V-brake set with alloy lever & brake cables with friction free casings for effective braking
-  **WHEEL SIZE:** 50.8 cm (20x1.95) alloy rim
-  **PEDAL:** Stylish resin moulded anti-skid body reflectorised pedals
-  **COLOURS :**     Also available in SS











EVOX-360 20T









-  **FRAME:** BMX design steel frame (32 cm)
-  **FORK:** Rigid
-  **HANDLE BAR:** BMX double bend type handle bar with cross bar, alloy stem 2 pc type with top plate & soft grips for extra comfort
-  **BRAKE TYPE:** Front & rear V-brake set with alloy lever & brake cables with friction free casings for effective braking with gyro fitting
-  **WHEEL SIZE:** 50.8 cm (20x2.125) steel rim
-  **PEDAL:** Stylish resin moulded anti-skid body reflectorised pedals
-  **COLOURS :** 



REBEL 20T



-  **FRAME:** Ergonomically designed MTB steel dual suspension frame with integral carrier (39 cm)
-  **FORK:** Suspension
-  **HANDLE BAR:** MTB double bend type handle bar with extended stem & soft grips for extra comfort
-  **BRAKE TYPE:** Front & rear V-brake set with resin lever & brake cables with friction free casings for effective braking
-  **WHEEL SIZE:** 50.8 cm (20x1.95) steel rim
-  **PEDAL:** Stylish resin moulded anti-skid body reflectorised pedals
-  **COLOURS :** 

GRAVITY 20T

-  **FRAME:** Ergonomically designed MTB steel frame
-  **FORK:** Rigid
-  **HANDLE BAR:** MTB double bend type handle bar with extended stem & soft grips for extra comfort
-  **BRAKE TYPE:** Front & rear V-brake set with alloy lever & brake cables with friction free casings for effective braking
-  **WHEEL SIZE:** 50.8 cm (20x2.4) steel rim
-  **PEDAL:** Stylish resin moulded anti-skid body reflectorised pedals
-  **COLOURS :** 










CHALLENGE 20T








-  **FRAME:** Ergonomically designed MTB steel frame (31 cm)
-  **FORK:** Rigid
-  **HANDLE BAR:** MTB double bend type handle bar with extended stem & soft grips for extra comfort
-  **BRAKE TYPE:** Front & rear V-brake set with alloy lever & brake cables with friction free casings for effective braking
-  **WHEEL SIZE:** 50.8 cm (20x2.4) steel rim
-  **PEDAL:** Stylish resin moulded anti-skid body reflectorised pedals
-  **COLOURS :** ● ●



DUDE 20T








-  **FRAME:** Ergonomically designed D-shaped steel frame with integral carrier (37 cm)
-  **FORK:** Rigid
-  **HANDLE BAR:** Double bend extra raised type handle bar with extended stem & soft grips for extra comfort
-  **BRAKE TYPE:** Front & rear caliper brake set with resin lever & brake cables with friction free casings for effective braking
-  **WHEEL SIZE:** 50.8 cm (20x1.75) steel painted rim
-  **PEDAL:** Stylish resin moulded anti-skid body reflectorised pedals
-  **COLOURS :** ● ● ●

BLUE BELL 20T

-  **FRAME:** Ergonomically designed steel frame (32.5 cm)
-  **FORK:** Rigid
-  **HANDLE BAR:** Double bend extra raised type handle bar with extended stem & soft grips for extra comfort
-  **BRAKE TYPE:** Front & rear caliper brake set with resin lever & brake cables with friction free casings for effective braking
-  **WHEEL SIZE:** 50.8 cm (20x1.75) alloy rim
-  **PEDAL:** Stylish resin moulded anti-skid body reflectorised pedals
-  **COLOURS :** ● ● ●










PRETTY MISS 20T

-  **FRAME:** Ergonomically designed curved steel frame (32 cm)
-  **FORK:** Rigid
-  **HANDLE BAR:** Double bend extra raised type with extended stem & soft grips for extra comfort
-  **BRAKE TYPE:** Front & rear caliper brake set with resin lever & brake cables with friction free casings for effective braking
-  **WHEEL SIZE:** 50.8 cm (20x1.75) steel painted rim
-  **PEDAL:** Stylish resin moulded anti-skid body reflectorised pedals
-  **COLOURS :** ● ● ●










MARVEL 20T

-  **FRAME:** Ergonomically designed Y-shaped steel frame with integral carrier (33 cm)
-  **FORK:** Rigid
-  **HANDLE BAR:** Double bend extra raised type handle bar with extended stem & soft grips for extra comfort
-  **BRAKE TYPE:** Front & rear caliper brake set with lever & brake cables with friction free casings for effective braking
-  **WHEEL SIZE:** 50.8 cm (20x1.75) steel painted rim
-  **PEDAL:** Stylish resin moulded anti-skid body reflectorised pedals
-  **COLOURS:** ● ●



DRAG 20T

-  **FRAME:** Ergonomically designed MTB steel frame (32.5 cm)
-  **FORK:** Rigid
-  **HANDLE BAR:** Double bend extra raised handle bar with extended stem & soft grips for extra comfort
-  **BRAKE TYPE:** Front & rear caliper brake set with resin lever & brake cables with friction free casings for effective braking
-  **WHEEL SIZE:** 50.8 cm (20x1.75) steel painted rim
-  **PEDAL:** Stylish resin moulded anti-skid body reflectorised pedals
-  **COLOURS:** ● ●










LADIES BIKES

RANGE














GAUZY 24T

-  **FRAME:** Ergonomically designed curved type steel frame with integral carrier (40.5 cm)
-  **FORK:** Rigid
-  **HANDLE BAR:** City bike type raised double bend type handle bar with extended stem & soft grips for extra comfort
-  **BRAKE TYPE:** Caliper brake with steel inserted plastic levers, friction free cables for effective braking
-  **WHEEL SIZE:** 60.96 cm (24x1.75) steel rim
-  **PEDAL:** Stylish resin moulded anti-skid body reflectorised pedals
-  **COLOURS :**   **Also available in 26T**





WINSOME 24T


-  **FRAME:** Ergonomically designed curved type steel frame with integral carrier (38 cm)
-  **FORK:** Rigid
-  **HANDLE BAR:** City bike type raised double bend type handle bar with extended stem & soft grips for extra comfort
-  **BRAKE TYPE:** Front & rear caliper brake set with resin moulded steel inserted lever & brake cables with friction free casing for effective braking
-  **WHEEL SIZE:** 60.96 cm (24x1.95) steel rim
-  **PEDAL:** Stylish resin moulded anti-skid body reflectorised pedals
-  **COLOURS :**  





PRETTY MISS GOLD 26T


-  **FRAME:** Ergonomically designed curved type steel frame with integral carrier (40.5 cm)


-  **FORK:** Rigid

-  **HANDLE BAR:** City bike type raised double bend type handle bar with extended stem & soft grips for extra comfort


-  **BRAKE TYPE:** Caliper brake with steel inserted plastic levers, friction free cables for effective braking


-  **WHEEL SIZE:** 66.04 cm (26x1.75) steel rim


-  **PEDAL:** Stylish resin moulded anti-skid body reflectorised pedals


-  **COLOURS :** ● ● **Also available in 24T**


PLEASURE 26T


-  **FRAME:** Ergonomically designed curved type steel frame with integral carrier (43 cm)


-  **FORK:** Rigid

-  **HANDLE BAR:** City bike type raised double bend type handle bar with extended stem & soft grips for extra comfort

-  **BRAKE TYPE:** Front & rear V-break set with alloy break lever & brake cables with friction free casings for effective braking

-  **WHEEL SIZE:** 66.04 cm (26x1.75) alloy rim

-  **PEDAL:** Stylish resin moulded anti-skid body reflectorised pedals with coloured strip

-  **COLOURS :** ● ●





ELIZA 26T

-  **FRAME:** Ergonomically designed curved type steel frame with integral carrier (42.5 cm)

-  **FORK:** Rigid

-  **HANDLE BAR:** City bike type raised double bend type handle bar with extended stem & soft grips for extra comfort

-  **BRAKE TYPE:** Caliper brake with steel inserted plastic levers, friction free cables for effective braking

-  **WHEEL SIZE:** 66.04 cm (26x1^{3/8}) steel rim

-  **PEDAL:** Stylish resin moulded anti-skid body reflectorised pedals with coloured strip

-  **COLOURS :** ● ●

STELLA 26T

-  **FRAME:** Ergonomically designed curved type steel frame (46.5 cm)

-  **FORK:** Rigid

-  **HANDLE BAR:** City bike type raised double bend type handle bar with extended stem & soft grips for extra comfort

-  **BRAKE TYPE:** Front & rear V-brake set with alloy lever & brake cables with friction free casings for effective braking








-  **WHEEL SIZE:** 66.04 cm (26x1.75) alloy rim

-  **PEDAL:** Stylish resin moulded anti-skid body reflectorised pedals with coloured strip

-  **COLOURS :** ●










GLOBATE EVA 26T

-  **FRAME:** Ergonomically designed MTB steel frame with shaped tubes (40.5 cm)
-  **FORK:** Suspension
-  **HANDLE BAR:** MTB double bend type with extended stem & soft grips for extra comfort
-  **BRAKE TYPE:** Front & rear V-brake set with alloy lever & brake cables with friction free casings for effective braking
-  **WHEEL SIZE:** 66.04 cm (26x2.10) alloy rim
-  **PEDAL:** Stylish resin moulded anti-skid body reflectorised pedals.
-  **COLOURS :** ●



ECO LADY 26T

-  **FRAME:** Ergonomically designed curved type steel frame with integral carrier (46.5 cm)
-  **FORK:** Rigid
-  **HANDLE BAR:** City bike type raised double bend type handle bar with extended stem & soft grips for extra comfort
-  **BRAKE TYPE:** Front & rear V-brake set with alloy lever & brake cables with friction free casings for effective braking
-  **WHEEL SIZE:** 66.04 cm (26x1.95) alloy rim
-  **PEDAL:** Stylish resin moulded anti-skid body reflectorised pedals with coloured strip
-  **COLOURS :** ●

MTB BIKES




RANGE







MAXIMUS PRO 24T MS

-  **FRAME:** Ergonomically designed MTB steel frame with shaped tube (38 cm)
-  **FORK:** Suspension
-  **HANDLE BAR:** MTB double bend type with extended stem & soft grips for extra comfort
-  **BRAKE TYPE:** Front & rear disc brake set with alloy lever & brake cables with friction free casings for effective braking
-  **WHEEL SIZE:** 60.96 cm (24x2.4) alloy D/W rim
-  **PEDAL:** Stylish resin moulded anti-skid body reflectorised pedals.
-  **COLOURS :** ● ●

K-30 24T MS

-  **FRAME:** Ergonomically designed MTB steel frame (44 cm)
-  **FORK:** Rigid / Suspension
-  **HANDLE BAR:** MTB double bend type with extended stem & Soft grips for extra comfort
-  **BRAKE TYPE:** Front & rear V-brake set with alloy lever & brake cables with friction free casings for effective braking
-  **WHEEL SIZE:** 60.96 cm (24x1.95) alloy rim
-  **PEDAL:** Stylish resin moulded anti-skid body reflectorised pedals.
-  **COLOURS :** ● ● Also available in SS





SPIDER 24T MS

- 🔧 **FRAME:** Ergonomically designed MTB steel frame (31.5 cm)

- 🔧 **FORK:** Rigid

- 🔧 **HANDLE BAR:** MTB double bend type with extended stem & soft grips for extra comfort

- 🔧 **BRAKE TYPE:** Front & rear V-brake set with alloy lever & brake cables with friction free casings for effective braking

- 🔧 **WHEEL SIZE:** 60.96 cm (24x1.95) alloy rim

- 🔧 **PEDAL:** Stylish resin moulded anti-skid body reflectorised pedals.

- 🔧 **COLOURS :** ● ● ● ●

HARD ROCK 24T

- 🔧 **FRAME:** Ergonomically designed MTB dual Suspension steel frame (45 cm)

- 🔧 **FORK:** Suspension

- 🔧 **HANDLE BAR:** MTB double bend type with extended stem & soft grips for extra comfort

- 🔧 **BRAKE TYPE:** Front & rear V-brake set with alloy lever & brake cables with friction free casings for effective braking








- 🔧 **WHEEL SIZE:** 60.96 cm (24x2.125) D/W alloy rim

- 🔧 **PEDAL:** Stylish resin moulded anti-skid body reflectorised pedals with coloured strip

- 🔧 **COLOURS :** ● ● ● Also available in 24x2.4 Tyre with front disc brake










POWER CORE 24T

-  **FRAME:** Ergonomically designed MTB steel frame with shaped tubes (31.5 cm)
-  **FORK:** Rigid
-  **HANDLE BAR:** MTB double bend type with extended stem & soft grips for extra comfort
-  **BRAKE TYPE:** Front disc & rear V-brake set with alloy lever & brake cables with friction free casings for effective braking
-  **WHEEL SIZE:** 60.96 (24x2.4) alloy rim
-  **PEDAL:** Stylish resin moulded anti-skid body reflectorised pedals.
-  **COLOURS :** ● ● Also available in Rigid Fork with V-Brake Set











XPLOD 24T









-  **FRAME:** Ergonomically designed MTB steel frame with shaped tubes (34.5cm)
-  **FORK:** Suspension with mech. lockout
-  **HANDLE BAR:** MTB oversize swaged double bend type handle bar with 2pc alloy stem & soft grips for extra comfort
-  **BRAKE TYPE:** Front & rear disc brake set with alloy lever & brake cables with friction free casings for effective braking
-  **WHEEL SIZE:** 60.96 cm (24x3.0) alloy D/W rim
-  **PEDAL:** Stylish resin moulded anti-skid body reflectorised pedals
-  **COLOURS :** ● ● Also available in 26T



K-40 24T

-  **FRAME:** Ergonomically designed MTB steel frame (45 cm)
-  **FORK:** Suspension
-  **HANDLE BAR:** MTB double bend type with extended stem & soft grips for extra comfort
-  **BRAKE TYPE:** Front & rear V-brake set with alloy lever & brake cables with friction free casings for effective braking
-  **WHEEL SIZE:** 60.96 cm (24x1.95) alloy rim
-  **PEDAL:** Stylish resin moulded anti-skid body reflectorised pedals
-  **COLOURS :**  Also available in MS

MAXIMUS PRO 24T SS

-  **FRAME:** Ergonomically designed MTB steel frame with shaped tubes (38 cm)
-  **FORK:** Suspension
-  **HANDLE BAR:** MTB oversize swaged double bend type handle bar with 2pc alloy stem & soft grips for extra comfort
-  **BRAKE TYPE:** Front disc & rear V-brake set with alloy lever & brake cables with friction free casings for effective braking
-  **WHEEL SIZE:** 60.96 cm (24x2.125) alloy rim
-  **PEDAL:** Stylish resin moulded anti-skid body reflectorised pedals
-  **COLOURS :** 












SPIDER 24T









-  **FRAME:** Ergonomically designed MTB steel frame (31.5 cm)
-  **FORK:** Rigid
-  **HANDLE BAR:** MTB double bend type with extended stem & soft grips for extra comfort
-  **BRAKE TYPE:** Front & rear V-brake set with alloy lever & brake cables with friction free casings for effective braking
-  **WHEEL SIZE:** 60.96 (24x2.4) alloy rim
-  **PEDAL:** Stylish resin moulded anti-skid body reflectorised pedals.
-  **COLOURS :** ● ●

GLOBATE 24T

-  **FRAME:** Ergonomically designed MTB steel frame (38 cm)
-  **FORK:** Rigid
-  **HANDLE BAR:** MTB double bend type with extended stem & soft grips for extra comfort
-  **BRAKE TYPE:** Front & rear V-brake set with alloy lever & brake cables with friction free casings for effective braking
-  **WHEEL SIZE:** 60.96 cm (24x2.125) alloy rim
-  **PEDAL:** Alloy anti-skid body reflectorised pedals
-  **COLOURS :** ● ● Also available in MS









K-20 24T

-  **FRAME:** Ergonomically designed MTB steel frame with integral carrier (38 cm)
-  **FORK:** Rigid
-  **HANDLE BAR:** MTB double bend type with extended stem & soft grips for extra comfort
-  **BRAKE TYPE:** Front & rear V-brake set with alloy lever & brake cables with friction free casings for effective braking
-  **WHEEL SIZE:** 60.96 cm (24x1.95) alloy rim
-  **PEDAL:** Stylish resin moulded anti-skid body reflectorised pedals
-  **COLOURS :** 










FLASH 520 24T








-  **FRAME:** Ergonomically designed curved type steel frame with integral carrier (39 cm)
-  **FORK:** Rigid
-  **HANDLE BAR:** MTB bike type raised double bend type handle bar with extended stem & soft grips for extra comfort
-  **BRAKE TYPE:** Front & rear V-brake set with alloy lever & brake cables with friction free casings for effective braking
-  **WHEEL SIZE:** 60.96 cm (24x1.95) alloy rim
-  **PEDAL:** Stylish resin moulded anti-skid body reflectorised pedals with coloured strip
-  **COLOURS :**  Also available in 26T



ROCKON 24T

-  **FRAME:** Ergonomically designed Y-style steel frame with integral carrier (44 cm)
-  **FORK:** Rigid
-  **HANDLE BAR:** MTB double bend type with extended stem & soft grips for extra comfort
-  **BRAKE TYPE:** Front & rear caliper brake set with steel inserted plastic levers, friction free cables for effective braking
-  **WHEEL SIZE:** 60.96 cm (24x1.95) steel rim
-  **PEDAL:** Stylish resin moulded anti-skid body reflectorised pedals
-  **COLOURS :** ● ● ● Also available in 26T


TORNADO 24T

-  **FRAME:** Ergonomically designed MTB steel frame (37 cm)
-  **FORK:** Rigid
-  **HANDLE BAR:** MTB double bend type with extended stem & Soft grips for extra comfort
-  **BRAKE TYPE:** Front & rear V-brake set with alloy lever & brake cables with friction free casings for effective braking
-  **WHEEL SIZE:** 60.96 cm (24x1.95) steel rim
-  **PEDAL:** Stylish resin moulded anti-skid body reflectorised pedals.
-  **COLOURS :** ● Also available in 26T





GLOBATE 29T

-  **FRAME:** Ergonomically designed MTB steel frame with shaped tubes (43.5 cm)
-  **FORK:** Suspension with mech. lockout
-  **HANDLE BAR:** MTB oversize swaged double bend type handle bar with 2pc alloy stem & soft grips for extra comfort
-  **BRAKE TYPE:** Front & rear disc brake set with alloy lever & brake cables with friction free casings for effective braking
-  **WHEEL SIZE:** 73.66 cm (29x2.35) alloy D/W rim
-  **PEDAL:** Stylish resin moulded anti-skid body reflectorised pedals
-  **COLOURS :** ● ● ● Also available in 24S





GLOBATE 27.5T


-  **FRAME:** Ergonomically designed MTB steel frame with shaped tubes (45.5 cm)
-  **FORK:** Suspension with mech. lockout
-  **HANDLE BAR:** MTB oversize swaged double bend type handle bar with 2pc alloy stem & soft grips for extra comfort
-  **BRAKE TYPE:** Front & rear disc brake set with alloy lever & brake cables with friction free casings for effective braking
-  **WHEEL SIZE:** 69.85 cm (27.5x2.35) alloy D/W rim
-  **PEDAL:** Stylish resin moulded anti-skid body reflectorised pedals
-  **COLOURS :** ● ● ●





XCEED 27.5T


-  **FRAME:** Ergonomically designed MTB steel frame with shaped tubes (42.5 cm)



-  **FORK:** Suspension with mech. lockout

-  **HANDLE BAR:** MTB oversize swaged double bend type handle bar with 2pc alloy stem & soft grips for extra comfort

-  **BRAKE TYPE:** Front disc & rear disc brake set with alloy lever & brake cables with friction free casings for effective braking

-  **WHEEL SIZE:** 69.85 cm (27x2.35) alloy D/W rim

-  **PEDAL:** Alloy anti-skid body reflectorised pedals

-  **COLOURS :**  Also available in 26T MS & SS

MAXIMUS PRO 26T DD

-  **FRAME:** Ergonomically designed MTB steel frame with shaped tubes (43 cm)

-  **FORK:** Suspension

-  **HANDLE BAR:** MTB oversize swaged double bend type handle bar with 2pc alloy stem & soft grips for extra comfort

-  **BRAKE TYPE:** Front & rear disc brake set with alloy lever & brake cables with friction free casings for effective braking










-  **WHEEL SIZE:** 66.04 cm (26x2.35) alloy D/W rim

-  **PEDAL:** Stylish resin moulded anti-skid body reflectorised pedals

-  **COLOURS :**  Also available in SS













GLOBATE 1.1 26T

-  **FRAME:** Ergonomically designed MTB steel frame with shaped tube (42.5 cm)
-  **FORK:** Suspension
-  **HANDLE BAR:** MTB oversize swaged double bend type handle bar with 2pc alloy stem & soft grips for extra comfort
-  **BRAKE TYPE:** Front disc & rear V-brake set with alloy lever & brake cables with friction free casings for effective braking
-  **WHEEL SIZE:** 66.04 cm (26x2.125) alloy D/W rim
-  **PEDAL:** Alloy anti-skid body reflectorised pedals
-  **COLOURS :**    Also available in SS




ECO BIKE 26T MS


-  **FRAME:** Ergonomically designed MTB steel frame with shaped tubes (51.3 cm)
-  **FORK:** Suspension
-  **HANDLE BAR:** MTB double bend type with extended step type stem & soft grips for extra comfort
-  **BRAKE TYPE:** Front disc & rear V-brake set with alloy lever & brake cables with friction free casings for effective braking
-  **WHEEL SIZE:** 66.04 cm (26x1.95) alloy D/W rim
-  **PEDAL:** Alloy anti-skid body reflectorised pedals
-  **COLOURS :**    Also available in 7S








VIPER 28T


-  **FRAME:** Ergonomically designed steel frame with shaped tubes (47.5 cm)




-  **FORK:** Rigid

-  **HANDLE BAR:** MTB oversize swaged type handle bar with 2pc alloy stem & soft grips for extra comfort

-  **BRAKE TYPE:** Front disc & rear V-brake set with alloy lever & brake cables with friction free casings for effective braking

-  **WHEEL SIZE:** 70 cm (28x1.5) alloy D/W rim

-  **PEDAL:** Alloy anti-skid body reflectorised pedals

-  **COLOURS :**   Also available in SS & Dual Disc

BOLT 28T MS

-  **FRAME:** Ergonomically designed light weight steel frame (47.5 cm)

-  **FORK:** Rigid

-  **HANDLE BAR:** MTB double bend type with extended step type stem & soft grips for extra comfort

-  **BRAKE TYPE:** Front disc & rear V-brake set with alloy lever & brake cables with friction free casings for effective braking

-  **WHEEL SIZE:** 71.12 cm (28x1.5) alloy D/W rim


-  **PEDAL:** Alloy anti-skid body reflectorised pedals


-  **COLOURS :**    Also available in Dual Disc








K-40 26T DW-DISC-MS


-  **FRAME:** Ergonomically designed MTB D-type steel dual suspension frame (48 cm)



-  **FORK:** Suspension

-  **HANDLE BAR:** MTB double bend type with extended step type stem & soft grips for extra comfort


-  **BRAKE TYPE:** Front disc & rear V-brake set with alloy lever & brake cables with friction free casings for effective braking


-  **WHEEL SIZE:** 66.04 cm (26x1.95) alloy D/W rim


-  **PEDAL:** Stylish resin moulded anti-skid body reflectorised pedals.


-  **COLOURS :**  Also available in SS


K-40 26T MS


-  **FRAME:** Ergonomically designed MTB D-type steel dual suspension frame (48 cm)



-  **FORK:** Suspension

-  **HANDLE BAR:** MTB double bend type with extended stem & soft grips for extra comfort

-  **BRAKE TYPE:** Front & rear V-brake set with alloy lever & brake cables with friction free casings for effective braking

-  **WHEEL SIZE:** 66.04 cm (26x1.95) alloy rim


-  **PEDAL:** Stylish resin moulded anti-skid body reflectorised pedals.


-  **COLOURS :**  Also available in SS








K-80 26T


-  **FRAME:** Ergonomically designed MTB steel dual suspension frame with integral carrier (48.5 cm)


-  **FORK:** Suspension

-  **HANDLE BAR:** MTB double bend type with extended stem & soft grips for extra comfort

-  **BRAKE TYPE:** Front & rear V-brake set with alloy lever & brake cables with friction free casings for effective braking

-  **WHEEL SIZE:** 66.04 cm (26x1.95) alloy rim

-  **PEDAL:** Stylish resin moulded anti-skid body reflectorised pedals.

-  **COLOURS :**  Also available in SS

K-60 26T

-  **FRAME:** Ergonomically designed MTB steel dual suspension type frame with integral carrier (49.5 cm)

-  **FORK:** Suspension

-  **HANDLE BAR:** MTB double bend type handle bar with extended stem & soft grips for extra comfort

-  **BRAKE TYPE:** Front & rear V-brake set with alloy lever & brake cables with friction free casings for effective braking

-  **WHEEL SIZE:** 66.04 cm (26x2.125) alloy rim







-  **PEDAL:** Stylish resin moulded anti-skid body areflectorised pedals.

-  **COLOURS :**  Also available in SS & CKD with steel Rim






MAXIMUS PRO 26T

-  **FRAME:** Ergonomically designed MTB steel frame with shaped tubes (43 cm)
-  **FORK:** Suspension
-  **HANDLE BAR:** MTB oversize swaged double bend type handle bar with 2pc alloy stem & soft grips for extra comfort
-  **BRAKE TYPE:** Front disc & rear V-brake set with alloy lever & brake cables with friction free casings for effective braking
-  **WHEEL SIZE:** 66.04 cm (26x2.35) alloy D/W rim
-  **PEDAL:** Stylish resin moulded anti-skid body reflectorised pedals
-  **COLOURS:** ● ●


SQUAD 26T


-  **FRAME:** Ergonomically designed MTB steel frame (45 cm)
-  **FORK:** Rigid
-  **HANDLE BAR:** MTB double bend type handle bar with extended step type stem & soft grips for extra comfort
-  **BRAKE TYPE:** Front & rear V-brake set with alloy lever & brake cables with friction free casings for effective braking
-  **WHEEL SIZE:** 66.04 cm (26x2.4) alloy rim
-  **PEDAL:** Stylish resin moulded anti-skid body reflectorised pedals
-  **COLOURS:** ● ●








ECO BIKE 26T


-  **FRAME:** Ergonomically designed MTB steel frame with shaped tubes (51.3 cm)


-  **FORK:** Suspension / Rigid

-  **HANDLE BAR:** MTB double bend type with extended step type stem & soft grips for extra comfort


-  **BRAKE TYPE:** Front disc & rear V-brake set with alloy lever & brake cables with friction free casings for effective braking


-  **WHEEL SIZE:** 66.04 cm (26x1.95) alloy D/W rim


-  **PEDAL:** Alloy anti-skid body reflectorised pedals


-  **COLOURS :** ●●●○ Also available in rigid fork & V-brake set


GLOBATE 26T


-  **FRAME:** Ergonomically designed MTB steel frame (46.5 cm)


-  **FORK:** Rigid / Suspension

-  **HANDLE BAR:** MTB double bend type handle bar with extended stem & soft grips for extra comfort

-  **BRAKE TYPE:** Front & rear V-brake set with alloy lever & brake cables with friction free casings for effective braking








-  **WHEEL SIZE:** 66.04 cm (26x1.95) alloy D/W rim

-  **PEDAL:** Stylish resin moulded anti-skid body reflectorised pedals.

-  **COLOURS :** ●○











BOLT 28T









-  **FRAME:** Ergonomically designed light weight steel frame (47.5 cm)
-  **FORK:** Rigid
-  **HANDLE BAR:** Curved type with extended step type stem & soft grips for extra comfort
-  **BRAKE TYPE:** Front & rear V-brake set with alloy lever & brake cables with friction free casings for effective braking
-  **WHEEL SIZE:** 71.12 cm (28x1.5) alloy D/W rim
-  **PEDAL:** Alloy anti-skid body reflectorised pedals
-  **COLOURS :**  Also available in 26T & Dual Disc



K-10 26T

-  **FRAME:** Ergonomically designed MTB steel frame with integral carrier (46.5 cm)
-  **FORK:** Rigid
-  **HANDLE BAR:** MTB double bend type handle bar with extended stem & soft grips for extra comfort
-  **BRAKE TYPE:** Front & rear V-brake set with alloy lever & brake cables with friction free casings for effective braking
-  **WHEEL SIZE:** 66.04 cm (26x1.95) alloy rim
-  **PEDAL:** Stylish resin moulded anti-skid body reflectorised pedals.
-  **COLOURS :**  Also available in MS

K-20 26T








-  **FRAME:** Ergonomically designed MTB steel frame with integral carrier (46.5 cm)
-  **FORK:** Rigid
-  **HANDLE BAR:** MTB double bend type with extended stem & soft grips for extra comfort
-  **BRAKE TYPE:** Front & rear V-brake set with alloy lever & brake cables with friction free casings for effective braking
-  **WHEEL SIZE:** 66.04 cm (26x1.95) alloy rim
-  **PEDAL:** Stylish resin moulded anti-skid body reflectorised pedals.
-  **COLOURS :** 



K-30 26T





-  **FRAME:** Ergonomically designed MTB steel frame with integral carrier (46.5 cm)
-  **FORK:** Rigid
-  **HANDLE BAR:** MTB double bend type handle bar with extended stem & soft grips for extra comfort
-  **BRAKE TYPE:** Front & rear V-brake set with alloy lever & brake cables with friction free casings for effective braking
-  **WHEEL SIZE:** 66.04 cm (26x1.95) alloy rim
-  **PEDAL:** Stylish resin moulded anti-skid body reflectorised pedals
-  **COLOURS :**  Also available in MS

SPARTAN 26T

-  **FRAME:** Ergonomically designed MTB type steel frame with integral carrier (46.5 cm)
-  **FORK:** Rigid
-  **HANDLE BAR:** MTB double bend type with extended stem & soft grips for extra comfort
-  **BRAKE TYPE:** Front & rear caliper brakes with steel inserted plastic levers, friction free cables for effective braking
-  **WHEEL SIZE:** 66.04 cm (26x1.95) steel rim
-  **PEDAL:** Stylish resin moulded anti-skid body reflectorised pedals
-  **COLOURS :** ● ●











4-EVER 26T

-  **FRAME:** Ergonomically designed MTB steel frame (46.5 cm)
-  **FORK:** Rigid
-  **HANDLE BAR:** MTB double bend type with extended stem & soft grips for extra comfort
-  **BRAKE TYPE:** Front & rear caliper brake with steel inserted plastic levers, friction free cables for effective braking
-  **WHEEL SIZE:** 66.04 cm (26x1.95) steel rim
-  **PEDAL:** Stylish resin moulded anti-skid body reflectorised pedals
-  **COLOURS :** ● ●













TRIGGER 26T TS

-  **FRAME:** Ergonomically designed MTB dual suspension type steel tubes frame with integral carrier (50 cm)
-  **FORK:** Suspension
-  **HANDLE BAR:** MTB double bend type with extended stem & soft grips for extra comfort
-  **BRAKE TYPE:** Front & rear caliper brake with steel inserted plastic levers, friction free cables for effective braking
-  **WHEEL SIZE:** 66.04 cm (26x1.95) steel rim
-  **PEDAL:** Stylish resin moulded anti-skid body reflectorised pedals.
-  **COLOURS:** 





TRIGGER 26T SS

-  **FRAME:** Ergonomically designed MTB steel frame (46.5 cm)
-  **FORK:** Rigid
-  **HANDLE BAR:** MTB double bend type with extended stem & soft grips for extra comfort
-  **BRAKE TYPE:** Front & rear caliper brake with steel inserted plastic levers, friction free cables for effective braking
-  **WHEEL SIZE:** 66.04 cm (26x1.95) steel rim
-  **PEDAL:** Stylish resin moulded anti-skid body reflectorised pedals
-  **COLOURS:** 







GRAVITY 26T

-  **FRAME:** Ergonomically designed MTB type steel frame with integral carrier (41.0 cm)
-  **FORK:** Rigid
-  **HANDLE BAR:** MTB double bend type with extended stem & soft grips for extra comfort
-  **BRAKE TYPE:** Front & rear V-brakes with steel inserted plastic levers, friction free cables for effective braking

 **WHEEL SIZE:** 66.04 cm (26x2.12) steel rim

 **PEDAL:** Stylish resin moulded anti-skid body reflectorised pedals

 **COLOURS :** ● ●



INFINITY BIKES

RANGE







GLOBATE SERIES (STEEL)




N-SPIRE 24T

 **FRAME:** Steel, frame size: 34.29 cm
ergonomically designed MTB frame with shaped tubes


 **FORK:** Suspension

 **SPEED:** Single Speed

 **WHEEL SIZE:** Alloy double wall, tyre 60.96 cm (24x2.125)


 **HANDLE BAR:** Steel 31.8 mm, 620 mm length

 **HANDLE STEM:** Alloy, 90 mm ext.

 **BRAKE TYPE:** Front & rear disc

 **PEDAL:** Plastic

 **COLOURS :** 

 **CHAIN WHEEL:** 42T X 170 mm
steel plastic moulded crank with chain guard

 **REAR DERAILEUR:** NA

 **FRONT DERAILEUR:** NA

 **FREE WHEEL:** 18T FSB

 **SHIFTER:** NA

 **FRONT HUB:** Steel 36H with QR

 **REAR HUB:** Steel 36H


 **EXTENSION BAR:** Alloy




XPERT 26T

 **FRAME:** Steel, frame size: 35.56 cm ergonomically designed MTB steel frame with shaped tubes


 **FORK:** Suspension

 **SPEED:** 21 Speed

 **WHEEL SIZE:** Alloy double wall, tyre 66.04 cm (26x2.125)


 **HANDLE BAR:** Steel 31.8 mm, 620 mm length


 **HANDLE STEM:** Alloy, 80 mm ext.

 **BRAKE TYPE:** Front & rear disc

 **PEDAL:** Plastic


 **COLOURS :** 

 **CHAIN WHEEL:** 24T-34T-42T X 170 mm steel plastic moulded crank with chain guard


 **REAR DERAILEUR:** Shimano Tourney TZ 50

 **FRONT DERAILEUR:** Sunrun

 **FREE WHEEL:** 7 Speed

 **SHIFTER:** Shimano EF 51/500 (3S x 7S)

 **FRONT HUB:** Steel 36H with QR

 **REAR HUB:** Steel 36H

 **EXTENSION BAR:** Alloy



XPLORE 26T

FRAME: Steel, frame size: 45.7 cm
ergonomically designed MTB steel frame with shaped tubes

FORK: Suspension

SPEED: 21 Speed

WHEEL SIZE: Alloy double wall, tyre 66.04 cm (26x2.125)

HANDLE BAR: Steel 31.8 mm, 620 mm length

HANDLE STEM: Alloy, 80 mm ext.

BRAKE TYPE: Front Disc & rear V-Brake

PEDAL: Plastic

COLOURS : ● ● Also available in 27.5T

CHAIN WHEEL: 24T-34T-42T X 170 mm
steel plastic moulded crank with chain guard

REAR DERAILEUR: Shimano Tourney TZ 50

FRONT DERAILEUR: Sunrun

FREE WHEEL: 7 Speed

SHIFTER: Shimano EF 51/500 (3S x 7S)

FRONT HUB: Steel 36H with QR

REAR HUB: Steel 36H

EXTENSION BAR: Alloy



ELUTE 26T

- 🔧
FRAME: Steel, frame size: 40.64 cm ergonomically designed MTB steel frame with shaped tubes

 - 🔧
FORK: Suspension

 - 🕒
SPEED: 21 Speed

 - 🛞
WHEEL SIZE: Alloy double wall, tyre 66.04 cm (26x2.125)

 - 🔧
HANDLE BAR: Steel 31.8 mm, 620 mm length

 - 🔧
HANDLE STEM: Alloy, 90 mm ext.

 - 🔧
BRAKE TYPE: Front & rear disc

 - 🔧
PEDAL: Plastic

 - 🎨
COLOURS : Also available in 27.5T/29T
- 🔧
CHAIN WHEEL: 24T-34T-42T X 170 mm steel plastic moulded crank with chain guard

 - 🔧
REAR DERAILEUR: Shimano Tourney TY 300/TY 500

 - 🔧
FRONT DERAILEUR: Shimano Tourney TZ 30

 - 🛞
FREE WHEEL: 7 Speed

 - 🔧
SHIFTER: Shimano EF 51/500 (3S x 7S)

 - 🔧
FRONT HUB: Steel 36H with QR

 - 🔧
REAR HUB: Steel 36H

 - 🔧
EXTENSION BAR: Alloy



K-40 NU 26T

FRAME: Steel, frame size: 43.18 cm
ergonomically designed MTB steel frame with shaped tubes

FORK: Suspension

SPEED: 21 Speed

WHEEL SIZE: Alloy double wall, tyre 66.04cm (26x2.125)

HANDLE BAR: Steel 31.8 mm, 620 mm length

HANDLE STEM: Alloy, 90 mm ext.

BRAKE TYPE: Front & rear disc

PEDAL: Plastic

COLOURS :  Also available in 24T

CHAIN WHEEL: 24T-34T-42T x 170 mm
steel plastic moulded crank with chain guard

REAR DERAILEUR: Shimano Tourney TZ 50

FRONT DERAILEUR: Sunrun

FREE WHEEL: 7 Speed

SHIFTER: Shimano EF 500 (3S x 7S)

FRONT HUB: Steel 36H with QR

REAR HUB: Steel 36H

EXTENSION BAR: Alloy




ENCOD 27.5T

 **FRAME:** Steel, frame size: 45.72 cm ergonomically designed MTB steel frame with shaped tubes

 **FORK:** Suspension

 **SPEED:** 21 Speed



 **WHEEL SIZE:** Alloy double wall, tyre 69.85 cm (27.5x2.125)

 **HANDLE BAR:** Steel 31.8 mm, 620 mm length

 **HANDLE STEM:** Alloy, 90 mm ext.

 **BRAKE TYPE:** Front & rear disc


 **PEDAL:** Plastic

 **COLOURS :**  Also available in SS & 26T in MS/SS


 **CHAIN WHEEL:** 24T-34T-42T X 170 mm steel plastic moulded crank with chain guard

 **REAR DERAILEUR:** Shimano Tourney TY 300

 **FRONT DERAILEUR:** Shimano Tourney TZ 30

 **FREE WHEEL:** Shimano TZ 21 7S

 **SHIFTER:** Shimano EF 500 (3S x 7S)

 **FRONT HUB:** Steel 36H with QR

 **REAR HUB:** Steel 36H


















 **EXTENSION BAR:** Alloy

GLOBATE SERIES (STEEL)



N-SPIRE STEEL 29T









Also available in 27.5T

-  **FRAME:** Steel frame size: 29T (42.0 cm) & 27.5T (39.40 cm) ergonomically designed with shaped tubes
-  **FORK:** Suspension
-  **SPEED:** 21 Speed
-  **WHEEL SIZE:** Alloy double wall, Wanda tyre 73.66 cm (29x2.125)
-  **HANDLE BAR:** Steel 31.8 mm, 620 mm length
-  **HANDLE STEM:** Alloy 90mm extension
-  **BRAKE TYPE:** Front & rear mech. disc brake set
-  **PEDAL:** Plastic
-  **COLOURS :** 
-  **CHAIN WHEEL:** 24T-34T-42T X 170 mm steel crank with chain guard
-  **REAR DERAILEUR:** Shimano Tourney TY-21
-  **FRONT DERAILEUR:** Shimano TZ-500
-  **FREE WHEEL:** 7S Shimano TZ-500 (14-28)
-  **SHIFTER:** Shimano Altus EF-500 (7x3)
-  **FRONT HUB:** Shunfeng steel 32 hole with QR
-  **REAR HUB:** Shunfeng steel 32 hole



XCITE 29T

Also available in 27.5T


















-  **FRAME:** Steel frame size: 29T (43.0 cm) & 27.5T (40.64 cm) ergonomically designed with shaped tubes
-  **FORK:** Suspension
-  **SPEED:** 21 Speed
-  **WHEEL SIZE:** Alloy double wall, Wanda tyre 73.66 cm (29x2.125)
-  **HANDLE BAR:** Steel 31.8 mm, 620 mm length
-  **HANDLE STEM:** Alloy 90mm extension
-  **BRAKE TYPE:** Front & rear mech. disc brake set
-  **PEDAL:** Plastic
-  **COLOURS :** 

-  **CHAIN WHEEL:** 24T-34T-42T X 170 mm steel crank with chain guard
-  **REAR DERAILEUR:** Shimano Tourney TY-21
-  **FRONT DERAILEUR:** Shimano TZ-500
-  **FREE WHEEL:** Shimano Tourney TZ-50
-  **SHIFTER:** Shimano Altus EF-500 (7x3)
-  **FRONT HUB:** Shunfeng steel 32 hole
-  **REAR HUB:** Shunfeng steel 32 hole

IMPTEL SERIES (ALLOY)



ELUTE 28T

-  **FRAME:** Alloy Frame Size: 48.26 cm Ergonomically Designed light weight alloy frame
-  **FORK:** Rigid
-  **SPEED:** 21 Speed
-  **WHEEL SIZE:** Alloy double wall, tyre 71.12 cm (700x35)
-  **HANDLE BAR:** Steel 31.8 mm, 620 mm length
-  **HANDLE STEM:** Alloy adjustable 120 extension
-  **BRAKE TYPE:** Front & Rear Disc
-  **PEDAL:** Alloy
-  **COLOURS:** 
-  **CHAIN WHEEL:** 24T-34T-42T X 170 mm alloy crank with chain guard
-  **REAR DERAILEUR:** Shimano Tourney TY 500
-  **FRONT DERAILEUR:** Shimano Tourney TZ 30
-  **FREE WHEEL:** 7 speed 14-34T
-  **SHIFTER:** Shimano EF 500 (3S x 7S)
-  **FRONT HUB:** Steel 36H
-  **REAR HUB:** Steel 36H



X-URB 700C




















-  **FRAME:** Alloy Frame Size: 45.72 cm Ergonomically Designed light weight alloy frame
-  **FORK:** Zoom Suspension
-  **SPEED:** 21 Speed
-  **WHEEL SIZE:** Alloy double wall, Kenda tyre 71.12 cm (700x35)
-  **HANDLE BAR:** Steel 31.8 mm, 620 mm length
-  **HANDLE STEM:** Alloy adjustable
-  **BRAKE TYPE:** ZOOM Front Disc & rear alloy v-brake
-  **PEDAL:** Plastic
-  **COLOURS :**  Also available in rigid fork

-  **CHAIN WHEEL:** 28T-38T-48T X 170 mm Prowheel alloy crank with chain guard
-  **REAR DERAILEUR:** Shimano Tourney TY 300
-  **FRONT DERAILEUR:** Shimano Tourney TZ 31
-  **FREE WHEEL:** 7 speed 14-34T
-  **SHIFTER:** Shimano EF 500 (3S x 7S)
-  **FRONT HUB:** Steel 32H with QR
-  **REAR HUB:** Steel 32H with QR

IMPEL SERIES (ALLOY)




NTICER 27.5T

-  **FRAME:** Alloy Frame Size: 44.45 cm Ergonomically Designed MTB alloy frame with shaped tube
-  **FORK:** Rigid
-  **SPEED:** 21 Speed
-  **WHEEL SIZE:** Alloy double wall, Kenda tyre 69.85 cm (27.5x1.75)
-  **HANDLE BAR:** Steel 31.8 mm, 620 mm length
-  **HANDLE STEM:** Alloy 80mm extension
-  **BRAKE TYPE:** Front & Rear Disc brake
-  **PEDAL:** Half Alloy
-  **COLOURS :**   
-  **CHAIN WHEEL:** 24T-34T-42T X 170 mm Steel plastic molded crank with chain guard
-  **REAR DERAILEUR:** Shimano Tourney TY 500
-  **FRONT DERAILEUR:** Shimano Tourney TY 300
-  **FREE WHEEL:** 7 speed 14-34T
-  **SHIFTER:** Shimano EF 500 (3S x 7S)
-  **FRONT HUB:** Steel 36H with QR
-  **REAR HUB:** Steel 36H




XPANSE 27.5T


 **FRAME:** Alloy Frame Size: 38.10 cm Ergonomically Designed alloy frame with shaped tubes

 **FORK:** Rigid

 **SPEED:** 21 Speed

 **WHEEL SIZE:** Alloy double wall, tyre 69.85 cm (27.5x3)

 **HANDLE BAR:** Steel 31.8 mm, 620 mm length


 **HANDLE STEM:** Alloy 80mm extension

 **BRAKE TYPE:** ZOOM Front & rear disc


 **PEDAL:** Plastic

 **COLOURS :**   Also available in 7S

 **CHAIN WHEEL:** 24T-34T-42T X 170 mm
Prowheel alloy crank with chain guard

 **REAR DERAILEUR:** Shimano Tourney TY 300

 **FRONT DERAILEUR:** Shimano M-410

 **FREE WHEEL:** 7 speed 14-34T

 **SHIFTER:** Shimano EF 500 (3S x 7S)

















 **FRONT HUB:** Steel 36H

 **REAR HUB:** Steel 36H

IMPEL SERIES (ALLOY)




HEXA 29T


-  **FRAME:** Alloy frame size: 29T (47.0 cm) & 27.5T (43.20 cm)
MTB frame with flat welding and internal cable routing
-  **FORK:** Suntour XCT hydraulic lockout
-  **SPEED:** 24 Speed
-  **WHEEL SIZE:** Alloy double wall, Kenda tyre 73.66 cm (29x2.125)
-  **HANDLE BAR:** Zoom 31.8 mm, 660 mm length
-  **HANDLE STEM:** Zoom 90mm extension
-  **BRAKE TYPE:** Front & Rear Tektro mech. disc brake set
-  **PEDAL:** Full Alloy (Wellgo)
-  **COLOURS :** ● ● Also available in 27.5T
-  **CHAIN WHEEL:** Shimano (TY-301) 24T-34T-42T X 170 mm alloy crank with chain guard
-  **REAR DERAILEUR:** Shimano Acera M-360
-  **FRONT DERAILEUR:** Shimano Altus M-310
-  **FREE WHEEL:** Shimano (HG-31) 8 speed 11-32T
-  **SHIFTER:** Shimano Altus M-310 (8x3)
-  **FRONT HUB:** Quando alloy 32 hole with QR
-  **REAR HUB:** Quando alloy 32 hole with QR




HASTE 29T


 **FRAME:** Alloy frame size: 29T (47.0 cm) & 27.5T (43.20 cm)
MTB frame with internal cable routing

 **FORK:** Suntour XCE with preload adjuster


 **SPEED:** 24 Speed

 **WHEEL SIZE:** Alloy double wall, Kenda tyre 73.66 cm (29x2.125)

 **HANDLE BAR:** Zoom 31.8 mm, 660 mm length

 **HANDLE STEM:** Zoom 90mm extension

 **BRAKE TYPE:** Front & Rear Tektro mech. disc brake set


 **PEDAL:** Full Alloy (Wellgo)

 **COLOURS :**   Also available in 27.5T

 **CHAIN WHEEL:** Prowheel 24T-34T-42T X 170 mm alloy crank with chain guard

 **REAR DERAILEUR:** Shimano Altus M-310

 **FRONT DERAILEUR:** Shimano Altus M-310

 **FREE WHEEL:** Shimano (HG-31) 8 speed 11-32T

 **SHIFTER:** Shimano Altus EF-500 (8x3)



















 **FRONT HUB:** Quando alloy 32 hole with QR

 **REAR HUB:** Quando alloy 32 hole with QR

IMPEL SERIES (ALLOY)



HOOPER 29T

-  **FRAME:** Alloy frame size: 29T (47.0 cm) & 27.5T (43.20 cm)
MTB frame with internal cable routing
-  **FORK:** Zoom with mech. lockout
-  **SPEED:** 24 Speed
-  **WHEEL SIZE:** Alloy double wall, Kenda tyre 73.66 cm (29x2.125)
-  **HANDLE BAR:** Zoom 31.8 mm, 660 mm length
-  **HANDLE STEM:** Zoom 90mm extension
-  **BRAKE TYPE:** Front & Rear Tektro mech. disc brake set
-  **PEDAL:** Full Alloy (Wellgo)
-  **COLOURS :**   Also available in 27.5T
-  **CHAIN WHEEL:** Prowheel 24T-34T-42T X 170 mm alloy crank with chain guard
-  **REAR DERAILEUR:** Shimano Tourney TY-700
-  **FRONT DERAILEUR:** Shimano Altus M-310
-  **FREE WHEEL:** Shimano (HG-31) 8 speed 11-32T
-  **SHIFTER:** Shimano Altus EF-500 (8x3)
-  **FRONT HUB:** Quando alloy 32 hole with QR
-  **REAR HUB:** Quando alloy 32 hole with QR




N-SPIRE ALLOY 27.5T

-  **FRAME:** Alloy Frame Size: 29T (42.0 cm) & 27.5T (39.40 cm)
Ergonomically Designed with shaped tube
-  **FORK:** Suspension
-  **SPEED:** 21 Speed
-  **WHEEL SIZE:** Alloy double wall, Wanda tyre 73.66 cm (29x2.125)
-  **HANDLE BAR:** Steel 31.8 mm, 620 mm length
-  **HANDLE STEM:** Alloy 90mm extension
-  **BRAKE TYPE:** Front & rear mech. disc brake set
-  **PEDAL:** Plastic
-  **COLOURS :**   Also available in 27.5T

-  **CHAIN WHEEL:** 24T-34T-42T X 170 mm steel crank with chain guard
-  **REAR DERAILEUR:** Shimano Tourney TY-21
-  **FRONT DERAILEUR:** Shimano TZ-500
-  **FREE WHEEL:** 7S Shimano TZ-500 (14-28)
-  **SHIFTER:** Shimano Altus EF-500 (8x3)
-  **FRONT HUB:** Shunfeng steel 32 hole with QR
-  **REAR HUB:** Shunfeng steel 32 hole

ROADSTER BIKES

RANGE





STORM 26T SLR

FRAME: Ergonomically designed slr steel frame

FORK: Rigid

HANDLE BAR: MTB double bend type handle bar with extended stem & soft grips for extra comfort

BRAKE TYPE: Front & rear V-brakes set with alloy lever & brake cables with friction free casings for effective braking

WHEEL SIZE: 66.04 cm (26x1^{3/8}) steel rim

PEDAL: Stylish resin moulded anti-skid body reflectorised pedals

COLOURS: ●



DRONA 22T / 24T S-BAR / D-BAR

COLOURS: ● ●



DRONA DX 22T

COLOURS: ● ●



SHASTRA 20T / 22T

COLOURS: ● ●



SHASTRA 20T IBC

COLOURS: ●



ASHWA

COLOURS: ● ●



DRONA JUNIOR 20T S-BAR

COLOURS: ● ●

KEY FEATURES



Oval tube frame design



One side full chain cover



Foam padded PVC top



12 gauge spoke



Hub 40/40 hole



Unique frame with
Integrated carrier



Roller brakes side
Pull system



PH/type 'Fork'



Side stand



Turbo drive chain wheel



KAVERI 20T C-BAR / P-BAR

COLOURS: ●



KAVERI DX 20T P-BAR IBC

COLOURS: ●



Benefits of cycling

Cyclists are diverse group. Some ride to commute, some ride for sport, some ride for the adrenaline rush and some just for fun. But all of us can take advantage of the healthy benefits of cycling, as it is one of the best all-round activity for improving our health.

Cycling is good for your heart

Cycling is associated with improved cardiovascular fitness, as well as, decrease in the risk of coronary heart disease.

Cycling is good for your muscles

Cycling is great for toning and building your muscles, especially in the lower half of the body-your calves and your thighs. It's also a great low-impact mode fo exercise for those joint conditions or injuries in the legs or hips, which might keep them from being active.

Cycling is good for your waistline

One can burn a lot of calories while riding, especially when you cycle faster than at a leisurely pace, also cycling has been associated with helping to keep down weight gain. And cycling also has the added benefit of ramping up your metabolism even after the ride is over.

Cycling is good for your lifespan

Cycling is a great way to increase your longevity, as cycling regularly has been associated with increased 'life-years'.

Cycling is good for your co-ordination

Moving both feet around in circles while steering with both your hands and your body's own weight is good practive for your co-ordination skills.

Cycling is good for your mental health

Cycling has been linked to improvement in mental health.

Cycling is good for your immune system

Cycling can strengthen your immune system, and could protect against certain kinds of cancers.

Finally, cycling is a whole lot of fun

May it be riding with your friends, teaching your kids how to ride or riding an off road trail-cycling can be a whole lot of fun.



Corporate Office:

Hero Ecotech Ltd.
Phase-VIII, Focal Point, Mangli,
Chandigarh Road,
Ludhiana - 141010, Punjab (India)

+91-161-503-9666
info@krossbikes.in
www.krossbikes.in

Follow us:

/Krossbikes.in
/KrossBikes
/Kross_Bikes

The accessories shown may not be a part of cycles and specifications / color are subject to change without prior notice.