



TOTAL HYDRAULIC &  
INDUSTRIAL SOLUTIONS

# HYDRAULIC ADAPTERS CATALOG

2026 EDITION





## HOSE & TUBE ASSEMBLY



- WHILE YOU WAIT HOSES
- 2" HYDRAULIC CRIMPING
- 3" INDUSTRIAL CRIMPING
- 1-1/2" HYDRAULIC TUBING
- CUSTOM FITTINGS
- SPECIAL ORDER UP TO 12" CRIMPED



## CYLINDER REPAIR



- WE REPAIR ALL STYLES OF HYDRAULIC AND PNEUMATIC CYLINDERS
- SMALL TO LARGE WE HANDLE IT ALL
- IN HOUSE MACHINING
- QUICK TURN AROUND
- LARGE TEAR DOWN BENCH



## LARGE INVENTORY



- COMMON PARTS TO DIAMOND RARE... WE STOCK A WIDE SELECTION OF SOLUTIONS TO TACKLE YOUR PROBLEMS RIGHT NOW
- MULTIPLE SOURCES FOR EVERYDAY COMPONENTS TO ENSURE YOUR PRODUCT GETS DELIVERED ON TIME



## ONLINE STORE



- OVER 8000 ITEMS
- OUR HIGHEST MOVING ITEMS
- INVENTORY STOCK LEVELS
- KITS AND PACKAGES
- SAVE TIME AND MONEY
- ADDING NEW ITEMS CONSTANTLY



## DELIVERY & VMI



- OUTSIDE SALES SUPPORT
- PRODUCT DELIVERY / PICKUP
- CONSULTATION SERVICES
- VENDOR MANAGED INVENTORY OPTIONS



## WHOLESALE



- MULTIPLE BRANDS OF PRODUCT
- DROP SHIP / DELIVERY / PICKUP
- CRIMPERS / SAWS / EQUIPMENT
- STORAGE SOLUTIONS
- BIN LABELS WITH BAR CODE



**37° JIC ADAPTERS**

PG  
1-13



**SAE O-RING ADAPTERS**

PG  
14-15



**PIPE (NPT) ADAPTERS**

PG  
16-23



**O' RING FACE SEAL ADAPTERS**

PG  
24-30



**BEADED HOSE FITTINGS**

PG  
31-32



**FLANGE ADAPTERS**

PG  
33-36



**BSPP ADAPTERS**

PG  
37-41



**METRIC ADAPTERS**

PG  
42-46



**TESTING ADAPTERS**

PG  
47-50



**KITS AND PACKAGES**


























PG  
51-53

# JIC FITTINGS

<p><b>0304-C</b> JIC Cap</p>  <p>Page 1</p>	<p><b>0306</b> JIC Jam Nut</p>  <p>Page 1</p>	<p><b>0318</b> JIC Tube Nut</p>  <p>Page 1</p>	<p><b>0319</b> JIC Tube Sleeve</p>  <p>Page 1</p>	<p><b>0403</b> JIC Male Braze On</p>  <p>Page 1</p>
<p><b>0418</b> JIC No Flare Tube Nut</p>  <p>Page 1</p>	<p><b>0419</b> JIC No Flare Tube Sleeve</p>  <p>Page 1</p>	<p><b>0500</b> JIC Male Braze On 90°</p>  <p>Page 1</p>	<p><b>2403</b> JIC Male Union</p>  <p>Page 2</p>	<p><b>2404</b> JIC Male x Pipe Male</p>  <p>Page 2</p>
<p><b>2404-L</b> JIC Male x Pipe Male Long</p>  <p>Page 2</p>	<p><b>2405</b> JIC Male x Pipe Female</p>  <p>Page 2</p>	<p><b>2406</b> JIC Female x JIC Male</p>  <p>Page 3</p>	<p><b>2408</b> JIC Plug</p>  <p>Page 3</p>	<p><b>2500</b> JIC Male Union 90°</p>  <p>Page 3</p>
<p><b>2501</b> JIC Male x Pipe Male 90°</p>  <p>Page 3</p>	<p><b>2501-L</b> JIC Male x Pipe Male 90° Long Drop</p>  <p>Page 4</p>	<p><b>2501-LL</b> JIC Male x Pipe Male 90° X-Long Drop</p>  <p>Page 4</p>	<p><b>2501-LL</b> JIC Male x Pipe Male 90° XX-Long Drop</p>  <p>Page 4</p>	<p><b>2502</b> JIC Male x Pipe Female 90°</p>  <p>Page 4</p>
<p><b>2503</b> JIC Male x Pipe Male 45°</p>  <p>Page 5</p>	<p><b>2504</b> JIC Male Union 45°</p>  <p>Page 5</p>	<p><b>2505</b> JIC Male x Pipe Female 45°</p>  <p>Page 5</p>	<p><b>2601</b> JIC Male x Pipe Branch Tee</p>  <p>Page 5</p>	<p><b>2602</b> JIC Male x Pipe Branch Tee</p>  <p>Page 6</p>

**JIC FITTINGS**

**QUICK REFERENCE GUIDE**

<p><b>2603</b> JIC Male Union Tee</p>  <p>Page 6</p>	<p><b>2605</b> JIC Male x Pipe Run Tee</p>  <p>Page 6</p>	<p><b>2606</b> JIC Male x Pipe Run Tee</p>  <p>Page 6</p>	<p><b>2607</b> JIC Male x Pipe Run Tee</p>  <p>Page 7</p>	<p><b>2611</b> JIC Male x Pipe Run Tee</p>  <p>Page 7</p>
<p><b>2650</b> JIC Male Union Cross</p>  <p>Page 7</p>	<p><b>2700-LN</b> JIC Male Bulkhead</p>  <p>Page 7</p>	<p><b>2701-LN</b> JIC Male Bulkhead 90°</p>  <p>Page 7</p>	<p><b>2702-LN</b> JIC Male Bulkhead 45°</p>  <p>Page 7</p>	<p><b>2703-LN</b> JIC Branch Bulkhead 45°</p>  <p>Page 7</p>
<p><b>2704-LN</b> JIC Run Bulkhead 45°</p>  <p>Page 7</p>	<p><b>2705-LN</b> JIC x Pipe Bulkhead</p>  <p>Page 8</p>	<p><b>2706-LN</b> JIC x Pipe Bulkhead</p>  <p>Page 8</p>	<p><b>2709-LN</b> JIC x ORB Bulkhead</p>  <p>Page 8</p>	<p><b>6400</b> JIC Male x ORB Male</p>  <p>Page 8</p>
<p><b>6400</b> JIC Male x ORB Male Long</p>  <p>Page 8</p>	<p><b>6402</b> ORB Male x JIC Female</p>  <p>Page 9</p>	<p><b>6500</b> JIC Male x JIC Female 90°</p>  <p>Page 9</p>	<p><b>6501</b> JIC Female x Pipe Male 90°</p>  <p>Page 9</p>	<p><b>6502</b> JIC Male x JIC Female 45°</p>  <p>Page 9</p>
<p><b>6503</b> JIC Female x Pipe Female 90°</p>  <p>Page 9</p>	<p><b>6504</b> JIC Male x JIC Female</p>  <p>Page 9</p>	<p><b>6505</b> JIC Female x Pipe Male</p>  <p>Page 10</p>	<p><b>6505</b> JIC Female x Pipe Female</p>  <p>Page 10</p>	<p><b>6510</b> JIC Female Union</p>  <p>Page 10</p>

## JIC FITTINGS

























<p><b>6600</b> JIC Swivel Branch Tee</p>  <p>Page 10</p>	<p><b>6602</b> JIC Swivel Run Tee</p>  <p>Page 10</p>	<p><b>6603</b> JIC Swivel Branch Tee</p>  <p>Page 10</p>	<p><b>6603</b> JIC Swivel Union Tee</p>  <p>Page 10</p>	<p><b>6801</b> JIC Male x ORB Male 90°</p>  <p>Page 11</p>
<p><b>6801</b> JIC Male x ORB Male 90° Long</p>  <p>Page 11</p>	<p><b>6801-L</b> JIC Male x ORB Male 90° X-Long</p>  <p>Page 11</p>	<p><b>6801-LL</b> JIC Male x ORB Male 90° XX-Long</p>  <p>Page 11</p>	<p><b>6802</b> JIC Male x ORB Male 45°</p>  <p>Page 12</p>	<p><b>6803</b> JIC Male x ORB Run Tee</p>  <p>Page 12</p>
<p><b>6804</b> JIC Male x ORB Branch Tee</p>  <p>Page 13</p>	<p><b>6809</b> JIC Female x ORB Male 90°</p>  <p>Page 13</p>			

## O' RING BOSS FITTINGS

<p><b>6403</b> ORB Male Union</p>  <p>Page 14</p>	<p><b>6408</b> ORB Hex Plug</p>  <p>Page 14</p>	<p><b>6408-HHP</b> ORB Allen Plug</p>  <p>Page 14</p>	<p><b>6410</b> ORB Male x ORB Female</p>  <p>Page 14</p>	<p><b>6410-L</b> ORB Male x ORB Female Long</p>  <p>Page 14</p>
<p><b>6425</b> ORB Coupling</p>  <p>Page 15</p>	<p><b>6815</b> ORB Male x ORB Female 90°</p>  <p>Page 15</p>	<p><b>6832</b> ORB Branch Tee</p>  <p>Page 15</p>	<p><b>6832</b> ORB Run Tee</p>  <p>Page 15</p>	<p><b>568</b> ORB O'Rings</p>  <p>Page 15</p>

**PIPE FITTINGS**

**QUICK REFERENCE GUIDE**






















<p><b>0404</b> Pipe Braze On</p>  <p>Page 16</p>	<p><b>2708-LN</b> Pipe Male Bulkhead</p>  <p>Page 16</p>	<p><b>5000</b> Pipe Union</p>  <p>Page 16</p>	<p><b>5404-C</b> Pipe Close Nipple</p>  <p>Page 16</p>	<p><b>5404-L</b> Pipe Long Nipple</p>  <p>Page 16</p>
<p><b>5404</b> Pipe Hex Nipple</p>  <p>Page 17</p>	<p><b>5405</b> Pipe Expander</p>  <p>Page 17</p>	<p><b>5406</b> Pipe Reducer</p>  <p>Page 17</p>	<p><b>5406-CAP</b> Pipe Cap</p>  <p>Page 17</p>	<p><b>5406-HHP</b> Pipe Allen Plug</p>  <p>Page 17</p>
<p><b>5406-P</b> Pipe Hex Plug</p>  <p>Page 17</p>	<p><b>5500</b> Pipe Male 90°</p>  <p>Page 18</p>	<p><b>5501</b> Pipe Male 45°</p>  <p>Page 18</p>	<p><b>5502</b> Pipe Street 90°</p>  <p>Page 18</p>	<p><b>5503</b> Pipe Street 45°</p>  <p>Page 18</p>
<p><b>5504</b> Pipe Female 90°</p>  <p>Page 18</p>	<p><b>5505</b> Pipe Female 45°</p>  <p>Page 18</p>	<p><b>5600</b> Pipe Male Tee</p>  <p>Page 19</p>	<p><b>5601</b> Pipe Branch Tee</p>  <p>Page 19</p>	<p><b>5602</b> Pipe Run Tee</p>  <p>Page 19</p>
<p><b>5603</b> Pipe Run Tee</p>  <p>Page 19</p>	<p><b>5604</b> Pipe Branch Tee</p>  <p>Page 19</p>	<p><b>5605</b> Pipe Female Tee</p>  <p>Page 19</p>	<p><b>5652</b> Pipe Female Cross</p>  <p>Page 19</p>	<p><b>5655</b> Pipe Branch Cross</p>  <p>Page 19</p>

# PIPE FITTINGS

<p><b>6401</b> ORB Male to Pipe Male</p>  <p>Page 20</p>	<p><b>6404</b> ORB Female to Pipe Male</p>  <p>Page 20</p>	<p><b>6404</b> ORB Male to Pipe Female</p>  <p>Page 20</p>	<p><b>6805</b> ORB Male to Pipe Female 90°</p>  <p>Page 20</p>	<p><b>6806</b> ORB Male to Pipe Male 90°</p>  <p>Page 20</p>
<p><b>1404</b> Pipe Male x Female NPSM</p>  <p>Page 21</p>	<p><b>1405</b> Pipe Female x Female NPSM</p>  <p>Page 21</p>	<p><b>1406</b> NPSM Union</p>  <p>Page 21</p>	<p><b>1501</b> Pipe Male x Female NPSM 90°</p>  <p>Page 21</p>	<p><b>1501</b> Pipe Male x Female NPSM 90° Long</p>  <p>Page 21</p>
<p><b>1502</b> Pipe Female x Female NPSM 90°</p>  <p>Page 22</p>	<p><b>1503</b> Pipe Male x Female NPSM 45°</p>  <p>Page 22</p>	<p><b>1504</b> Pipe Female x Female NPSM 45°</p>  <p>Page 22</p>	<p><b>1601</b> NPSM Branch Tee</p>  <p>Page 22</p>	<p><b>1602</b> NPSM Branch Tee</p>  <p>Page 22</p>
<p><b>1603</b> NPSM Union Tee</p>  <p>Page 22</p>	<p><b>6900</b> ORB Male x Female NPSM</p>  <p>Page 23</p>	<p><b>6901</b> ORB Male x Female NPSM 90°</p>  <p>Page 23</p>	<p><b>6902</b> ORB Male x Female NPSM 45°</p>  <p>Page 23</p>	<p><b>6911</b> ORB Male x Female NPSM Branch Tee</p>  <p>Page 23</p>

# O' RING FACE SEAL FITTINGS

QUICK REFERENCE GUIDE

<p><b>FF0304-C</b> ORFS Cap</p>  <p>Page 24</p>	<p><b>FF0306</b> ORFS Jam Nut</p>  <p>Page 24</p>	<p><b>FF0318</b> ORFS Tube Nut</p>  <p>Page 24</p>	<p><b>FF0319</b> ORFS Tube Sleeve</p>  <p>Page 24</p>	<p><b>FF0403</b> ORFS Male Braze On</p>  <p>Page 24</p>
<p><b>FF2402</b> ORFS Male x JIC Male</p>  <p>Page 25</p>	<p><b>FF2403</b> ORFS Male Union</p>  <p>Page 25</p>	<p><b>FF2404</b> ORFS Male x Pipe Male</p>  <p>Page 25</p>	<p><b>FF2405</b> ORFS Male x Pipe Female</p>  <p>Page 25</p>	<p><b>FF2406</b> ORFS Female x ORFS Male</p>  <p>Page 25</p>
<p><b>FF2408</b> ORFS Plug</p>  <p>Page 25</p>	<p><b>FF2500</b> ORFS Male Elbow</p>  <p>Page 26</p>	<p><b>FF2501</b> ORFS Male x Pipe Male 90°</p>  <p>Page 26</p>	<p><b>FF2502</b> ORFS Male x Pipe Male 45°</p>  <p>Page 26</p>	<p><b>FF2601</b> ORFS x Pipe Branch Tee</p>  <p>Page 26</p>
<p><b>FF2603</b> ORFS Male Tee</p>  <p>Page 26</p>	<p><b>FF2601</b> ORFS x Pipe Run Tee</p>  <p>Page 26</p>	<p><b>FF2700-LN</b> ORFS Bulkhead</p>  <p>Page 27</p>	<p><b>FF2701-LN</b> ORFS Bulkhead 90°</p>  <p>Page 27</p>	<p><b>FF2702-LN</b> ORFS Bulkhead 45°</p>  <p>Page 27</p>
<p><b>FF2703-LN</b> ORFS Branch Bulkhead Tee</p>  <p>Page 27</p>	<p><b>FF2704-LN</b> ORFS Run Bulkhead Tee</p>  <p>Page 27</p>	<p><b>FF2706-LN</b> ORFS x Pipe Bulkhead</p>  <p>Page 27</p>	<p><b>FF6400</b> ORFS Male x ORB Male</p>  <p>Page 28</p>	<p><b>FF6400</b> ORFS Male x ORB Male Long</p>  <p>Page 28</p>

# O' RING FACE SEAL FITTINGS

<p><b>FF6402</b> ORFS Male x JIC Female</p> <p>Page 28</p>	<p><b>FF6500</b> ORFS Street Elbow</p> <p>Page 28</p>	<p><b>FF6502</b> ORFS Street Elbow</p> <p>Page 28</p>	<p><b>FF6504</b> JIC Male x ORFS Female</p> <p>Page 28</p>	<p><b>FF6505</b> ORFS Female x Pipe Male</p> <p>Page 28</p>
<p><b>FF6507</b> ORB Male x ORFS Female</p> <p>Page 29</p>	<p><b>FF6510</b> ORB Female Union</p> <p>Page 29</p>	<p><b>FF6600</b> ORFS Branch Tee</p> <p>Page 29</p>	<p><b>FF6602</b> ORFS Run Tee</p> <p>Page 29</p>	<p><b>FF6801</b> ORFS Male x ORB Male 90°</p> <p>Page 29</p>
<p><b>FF6802</b> ORFS Male x ORB Male 45°</p> <p>Page 29</p>	<p><b>FF6801</b> ORFS Male x ORB Male 90° Long</p> <p>Page 29</p>	<p><b>FF6803</b> ORFS Male x ORB Male Branch Tee</p> <p>Page 30</p>	<p><b>FF6804</b> ORFS Male x ORB Male Run Tee</p> <p>Page 30</p>	<p><b>FF6809</b> ORB Male x ORFS Female 90°</p> <p>Page 30</p>
<p><b>568</b> ORFS O'Rings</p> <p>Page 30</p>				

## WE HAVE THE SOLUTION.

**OUR ADAPTER ASSORTMENT KITS KEEP YOU PREPARED, PRODUCTIVE, AND PROFITABLE.**

**⌚ REDUCE DOWNTIME**  
Have the right adapter on hand when you need it most.

**💰 SAVE MONEY**  
Avoid costly delays and emergency orders with the right adapters on hand.

**✓ BE READY FOR ANYTHING**  
Metric, British, and machine specific adapters to fit a wide range of applications and equipment.

**📦 A VARIETY OF KITS. ENDLESS SOLUTIONS.**

**📄 MULTIPLE KIT OPTIONS AVAILABLE TO FIT YOUR NEEDS AND APPLICATIONS.**

**🛠️ BE PREPARED. STAY PRODUCTIVE.**




## BEADED HOSE FITTINGS

<p><b>4404</b> Hose x Pipe Male</p>  <p>Page 31</p>	<p><b>4503</b> Hose x Pipe Male 45°</p>  <p>Page 31</p>	<p><b>4501</b> Hose x Pipe Male 90°</p>  <p>Page 31</p>
<p><b>4604</b> Hose x ORB Male</p>  <p>Page 32</p>	<p><b>4603</b> Hose x ORB Male 45°</p>  <p>Page 32</p>	<p><b>4601</b> Hose x ORB Male 90°</p>  <p>Page 32</p>

## CODE 61 FITTINGS

<p><b>NB6840</b> JIC Male x Code 61</p>  <p>Page 33</p>	<p><b>NB6845</b> JIC Male x Code 61 45°</p>  <p>Page 33</p>	<p><b>NB6890</b> JIC Male x Code 61 45°</p>  <p>Page 33</p>	<p><b>6861-P</b> Code 61 Plug</p>  <p>Page 33</p>
<p><b>SFK-KIT</b> Code 61 Kit</p>  <p>Page 33</p>	<p><b>SF</b> Code 61 Clamp Half</p>  <p>Page 33</p>	<p><b>568</b> Code 61 O'Ring</p>  <p>Page 33</p>	<p>Flange Caps</p>  <p>Page 33</p>

## CODE 62 FITTINGS

<p><b>NB6842</b> JIC Male x Code 62</p>  <p>Page 34</p>	<p><b>NB6847</b> JIC Male x Code 62 45°</p>  <p>Page 34</p>	<p><b>NB6892</b> JIC Male x Code 62 45°</p>  <p>Page 34</p>	<p><b>6862-P</b> Code 62 Plug</p>  <p>Page 34</p>
<p><b>SFXK-KIT</b> Code 62 Kit</p>  <p>Page 34</p>	<p><b>SFX</b> Code 62 Clamp Half</p>  <p>Page 34</p>	<p><b>568</b> Code 61 O'Ring</p>  <p>Page 34</p>	<p>Flange Caps</p>  <p>Page 34</p>

QUICK REFERENCE GUIDE

# BSPP FITTINGS

QUICK REFERENCE GUIDE

<p><b>9028</b> BSPP Allen Plug</p>  <p>Page 37</p>	<p><b>9030</b> BSPP Hex Plug</p>  <p>Page 37</p>	<p><b>9033</b> BSPP Cap</p>  <p>Page 37</p>	<p><b>3002</b> BSPP Banjo Bolts</p>  <p>Page 37</p>	<p><b>9500</b> BSPP Seals</p>  <p>Page 37</p>
<p><b>9000</b> BSPP Male Union</p>  <p>Page 38</p>	<p><b>9039</b> BSPP Expander/Reducer</p>  <p>Page 38</p>	<p><b>9043</b> BSPP Coupling</p>  <p>Page 38</p>	<p><b>9051</b> BSPP Male x BSPP Male 45°</p>  <p>Page 38</p>	<p><b>9052</b> BSPP Male x BSPP Male 90°</p>  <p>Page 38</p>
<p><b>9048</b> BSPP Female x BSPP Male 45°</p>  <p>Page 38</p>	<p><b>9060</b> BSPP Female x BSPP Male 90°</p>  <p>Page 38</p>	<p><b>9007</b> BSPP Male x Pipe Male</p>  <p>Page 39</p>	<p><b>9035</b> BSPP Male x Pipe Female</p>  <p>Page 39</p>	<p><b>9037</b> Pipe Male x BSPP Female</p>  <p>Page 39</p>
<p><b>9023</b> Pipe Male x BSPP Female</p>  <p>Page 39</p>	<p><b>9002</b> JIC Male x BSPP Male</p>  <p>Page 40</p>	<p><b>9058</b> JIC Male x BSPP Male 45°</p>  <p>Page 40</p>	<p><b>9240</b> JIC Male x BSPP Female</p>  <p>Page 40</p>	<p><b>9059</b> JIC Male x BSPP Male 45°</p>  <p>Page 40</p>
<p><b>9021</b> BSPP Male x JIC Female</p>  <p>Page 40</p>	<p><b>6002</b> ORFS Male x BSPP Male</p>  <p>Page 41</p>	<p><b>6058</b> ORFS Male x BSPP Male 45°</p>  <p>Page 41</p>	<p><b>6059</b> ORFS Male x BSPP Male 90°</p>  <p>Page 41</p>	

**METRIC FITTINGS**

**QUICK REFERENCE GUIDE**

<p><b>9029</b> Metric Allen Plug</p>  <p>Page 42</p>	<p><b>5203L</b> DIN L Plug</p>  <p>Page 42</p>	<p><b>5204L</b> DIN L CAP</p>  <p>Page 42</p>	<p><b>5203S</b> DIN S Plug</p>  <p>Page 42</p>	<p><b>5204S</b> DIN S CAP</p>  <p>Page 42</p>
<p><b>9500M</b> Metric Seals</p>  <p>Page 42</p>	<p><b>3068</b> Metric Banjo Bolt</p>  <p>Page 42</p>	<p><b>5000L</b> DIN L Union</p>  <p>Page 43</p>	<p><b>5000L</b> DIN S Union</p>  <p>Page 43</p>	<p><b>5315L</b> DIN L Reducer</p>  <p>Page 43</p>
<p><b>5315S</b> DIN S Reducer</p>  <p>Page 43</p>	<p><b>5260L</b> DIN L Street 90</p>  <p>Page 43</p>	<p><b>5260S</b> DIN S Street 90</p>  <p>Page 43</p>	<p><b>9235</b> Metric Male x Pipe Female</p>  <p>Page 44</p>	<p><b>9325</b> Pipe Male x Metric Female</p>  <p>Page 44</p>
<p><b>9068</b> JIC Male x Metric Male</p>  <p>Page 45</p>	<p><b>9066</b> JIC Male x Metric Male 90°</p>  <p>Page 45</p>	<p><b>9069</b> JIC Male x Metric Male 45°</p>  <p>Page 45</p>	<p><b>6068</b> ORFS Male x Metric Male</p>  <p>Page 46</p>	<p><b>6069</b> ORFS Male x Metric Male 90°</p>  <p>Page 46</p>



**DON'T SEE  
WHAT YOUR  
LOOKING FOR?**

WE ARE A MASTER DISTRIBUTOR FOR

**adaptall**

PRODUCTS WITH A FULL LINE OF  
METRIC, BRITISH, AND MACHINE SPECIFIC  
ADAPTERS INCLUDING KOMATSU, KOBELCO,  
NISSAN, TOYOTA TO NAME A FEW.



**0304-C JIC CAP**

Female JIC	Part Number
5/16"-24	<b>0304-C-02</b>
3/8"-24	<b>0304-C-03</b>
7/16"-20	<b>0304-C-04</b>
1/2"-20	<b>0304-C-05</b>
9/16"-18	<b>0304-C-06</b>
3/4"-16	<b>0304-C-08</b>
7/8"-14	<b>0304-C-10</b>
1-1/16"-12	<b>0304-C-12</b>
1-3/16"-12	<b>0304-C-14</b>
1-5/16"-12	<b>0304-C-16</b>
1-5/8"-12	<b>0304-C-20</b>
1-7/8"-12	<b>0304-C-24</b>
2-1/2"-12	<b>0304-C-32</b>



**0306 JIC JAM NUT**

Size	Part Number
5/16"-24	<b>0306-02</b>
3/8"-24	<b>0306-03</b>
7/16"-20	<b>0306-04</b>
1/2"-20	<b>0306-05</b>
9/16"-18	<b>0306-06</b>
3/4"-16	<b>0306-08</b>
7/8"-14	<b>0306-10</b>
1-1/16"-12	<b>0306-12</b>
1-3/16"-12	<b>0306-14</b>
1-5/16"-12	<b>0306-16</b>
1-5/8"-12	<b>0306-20</b>
1-7/8"-12	<b>0306-24</b>
2-1/2"-12	<b>0306-32</b>



**0318 TUBE NUT**

Female JIC	Part Number
5/16"-24	<b>0318-02</b>
3/8"-24	<b>0318-03</b>
7/16"-20	<b>0318-04</b>
1/2"-20	<b>0318-05</b>
9/16"-18	<b>0318-06</b>
3/4"-16	<b>0318-08</b>
7/8"-14	<b>0318-10</b>
1-1/16"-12	<b>0318-12</b>
1-3/16"-12	<b>0318-14</b>
1-5/16"-12	<b>0318-16</b>
1-5/8"-12	<b>0318-20</b>
1-7/8"-12	<b>0318-24</b>
2-1/2"-12	<b>0318-32</b>



**0319 TUBE SLEEVE**

Tube OD	Part Number
1/8"	<b>0319-02</b>
3/16"	<b>0319-03</b>
1/4"	<b>0319-04</b>
5/16"	<b>0319-05</b>
3/8"	<b>0319-06</b>
1/2"	<b>0319-08</b>
5/8"	<b>0319-10</b>
3/4"	<b>0319-12</b>
7/8"	<b>0319-14</b>
1"	<b>0319-16</b>
1-1/4"	<b>0319-20</b>
1-1/2"	<b>0319-24</b>
2"	<b>0319-32</b>



**0418 FLARELESS NUT**

Female JIC	Part Number
3/8"-24	<b>0418-03</b>
7/16"-20	<b>0418-04</b>
1/2"-20	<b>0418-05</b>
9/16"-18	<b>0418-06</b>
3/4"-16	<b>0418-08</b>
7/8"-14	<b>0418-10</b>
1-1/16"-12	<b>0418-12</b>
1-5/16"-12	<b>0418-16</b>
1-5/8"-12	<b>0418-20</b>
1-7/8"-12	<b>0418-24</b>
2-1/2"-12	<b>0418-32</b>



**0419 FLARELESS SLEEVE**

Tube OD	Part Number
3/16"	<b>0419-03</b>
1/4"	<b>0419-04</b>
5/16"	<b>0419-05</b>
3/8"	<b>0419-06</b>
1/2"	<b>0419-08</b>
5/8"	<b>0419-10</b>
3/4"	<b>0419-12</b>
1"	<b>0419-16</b>
1-1/4"	<b>0419-20</b>
1-1/2"	<b>0419-24</b>
2"	<b>0419-32</b>



**0403 JIC BRAZE ON**

1 Tube OD	2 Male JIC	Part Number
1/4"	7/16"-20	<b>0403-04-04</b>
5/16"	1/2"-20	<b>0403-05-05</b>
3/8"	7/16"-20	<b>0403-06-04</b>
3/8"	9/16"-18	<b>0403-06-06</b>
3/8"	3/4"-16	<b>0403-06-08</b>
1/2"	9/16"-18	<b>0403-08-06</b>
1/2"	3/4"-16	<b>0403-08-08</b>
5/8"	3/4"-16	<b>0403-10-08</b>
5/8"	7/8"-14	<b>0403-10-10</b>
5/8"	1-1/16"-12	<b>0403-10-12</b>
3/4"	7/8"-14	<b>0403-12-10</b>
3/4"	1-1/16"-12	<b>0403-12-12</b>
3/4"	1-5/16"-12	<b>0403-12-16</b>
7/8"	1-3/16"-12	<b>0403-14-14</b>
1"	1-1/16"-12	<b>0403-16-12</b>
1"	1-5/16"-12	<b>0403-16-16</b>
1"	1-5/8"-12	<b>0403-16-20</b>
1-1/4"	1-5/16"-12	<b>0403-20-16</b>
1-1/4"	1-5/8"-12	<b>0403-20-20</b>
1-1/2"	1-5/16"-12	<b>0403-24-16</b>
1-1/2"	1-5/8"-12	<b>0403-24-20</b>
1-1/2"	1-7/8"-12	<b>0403-24-24</b>
2"	2-1/2"-12	<b>0403-32-32</b>



**0500 JIC 90° BRAZE ON**

1 Tube OD	2 Male JIC	Part Number
1/4"	7/16"-20	<b>0419-04</b>
3/8"	9/16"-18	<b>0419-06</b>
1/2"	3/4"-16	<b>0419-08</b>
5/8"	7/8"-14	<b>0419-10</b>
3/4"	1-1/16"-12	<b>0419-12</b>
1"	1-5/16"-12	<b>0419-16</b>
1-1/4"	1-5/8"-12	<b>0419-20</b>
1-1/2"	1-7/8"-12	<b>0419-24</b>



**DID YOU KNOW?**

FLARELESS TUBE FITTINGS PROVIDE SECURE, LEAK-FREE CONNECTIONS FOR MEDIUM-TO-HEAVY WALL METAL TUBING WITHOUT REQUIRING TUBE FLARING. CHECK OF THE 0418 & 0419 SELECTION ABOVE



**2403 JIC UNION**

1 Male JIC	2 Male JIC	Part Number
5/16"-24	5/16"-24	<b>2403-02-02</b>
3/8"-24	5/16"-24	<b>2403-03-02</b>
3/8"-24	3/8"-24	<b>2403-03-03</b>
7/16"-20	3/8"-24	<b>2403-04-03</b>
7/16"-20	7/16"-20	<b>2403-04-04</b>
1/2"-20	7/16"-20	<b>2403-05-04</b>
1/2"-20	1/2"-20	<b>2403-05-05</b>
9/16"-18	7/16"-20	<b>2403-06-04</b>
9/16"-18	1/2"-20	<b>2403-06-05</b>
9/16"-18	9/16"-18	<b>2403-06-06</b>
3/4"-16	9/16"-18	<b>2403-08-06</b>
3/4"-16	3/4"-16	<b>2403-08-08</b>
7/8"-14	3/4"-16	<b>2403-10-08</b>
7/8"-14	7/8"-14	<b>2403-10-10</b>
1-1/16"-12	3/4"-16	<b>2403-12-08</b>
1-1/16"-12	7/8"-14	<b>2403-12-10</b>
1-1/16"-12	1-1/16"-12	<b>2403-12-12</b>
1-3/16"-12	1-1/16"-12	<b>2403-14-12</b>
1-3/16"-12	1-3/16"-12	<b>2403-14-14</b>
1-5/16"-12	1-1/16"-12	<b>2403-16-12</b>
1-5/16"-12	1-5/16"-12	<b>2403-16-16</b>
1-5/8"-12	1-5/16"-12	<b>2403-20-16</b>
1-5/8"-12	1-5/8"-12	<b>2403-20-20</b>
1-7/8"-12	1-5/8"-12	<b>2403-24-20</b>
1-7/8"-12	1-7/8"-12	<b>2403-24-24</b>
2-1/2"-12	1-7/8"-12	<b>2403-32-24</b>
2-1/2"-12	2-1/2"-12	<b>2403-32-32</b>



**2404 JIC TO PIPE**

1 Male JIC	2 Male Pipe	Part Number
5/16"-24	1/8"-27	<b>2404-02-02</b>
3/8"-24	1/8"-27	<b>2404-03-02</b>
3/8"-24	1/4"-18	<b>2404-03-04</b>
7/16"-20	1/8"-27	<b>2404-04-02</b>
7/16"-20	1/4"-18	<b>2404-04-04</b>
7/16"-20	3/8"-18	<b>2404-04-06</b>
7/16"-20	1/2"-14	<b>2404-04-08</b>
1/2"-20	1/8"-27	<b>2404-05-02</b>
1/2"-20	1/4"-18	<b>2404-05-04</b>
1/2"-20	3/8"-18	<b>2404-05-06</b>
1/2"-20	1/2"-14	<b>2404-05-08</b>
9/16"-18	1/8"-27	<b>2404-06-02</b>
9/16"-18	1/4"-18	<b>2404-06-04</b>
9/16"-18	3/8"-18	<b>2404-06-06</b>
9/16"-18	1/2"-14	<b>2404-06-08</b>
9/16"-18	3/4"-14	<b>2404-06-12</b>
3/4"-16	1/4"-18	<b>2404-08-04</b>
3/4"-16	3/8"-18	<b>2404-08-06</b>
3/4"-16	1/2"-14	<b>2404-08-08</b>
3/4"-16	3/4"-14	<b>2404-08-12</b>
3/4"-16	1"-11.5	<b>2404-08-16</b>
7/8"-14	1/4"-18	<b>2404-10-04</b>
7/8"-14	3/8"-18	<b>2404-10-06</b>
7/8"-14	1/2"-14	<b>2404-10-08</b>
7/8"-14	3/4"-14	<b>2404-10-12</b>
7/8"-14	1"-11.5	<b>2404-10-16</b>
1-1/16"-12	3/8"-18	<b>2404-12-06</b>
1-1/16"-12	1/2"-14	<b>2404-12-08</b>
1-1/16"-12	3/4"-14	<b>2404-12-12</b>
1-1/16"-12	1"-11.5	<b>2404-12-16</b>
1-1/16"-12	1-1/4"-11.5	<b>2404-12-20</b>
1-5/16"-12	3/4"-14	<b>2404-16-12</b>
1-5/16"-12	1"-11.5	<b>2404-16-16</b>
1-5/16"-12	1-1/4"-11.5	<b>2404-16-20</b>
1-5/16"-12	1-1/2"-11.5	<b>2404-16-24</b>
1-5/8"-12	3/4"-14	<b>2404-20-12</b>
1-5/8"-12	1"-11.5	<b>2404-20-16</b>
1-5/8"-12	1-1/4"-11.5	<b>2404-20-20</b>
1-5/8"-12	1-1/2"-11.5	<b>2404-20-24</b>
1-5/8"-12	2"-11.5	<b>2404-20-32</b>
1-7/8"-12	1"-11.5	<b>2404-24-16</b>
1-7/8"-12	1-1/4"-11.5	<b>2404-24-20</b>
1-7/8"-12	1-1/2"-11.5	<b>2404-24-24</b>
1-7/8"-12	2"-11.5	<b>2404-24-32</b>
2-1/2"-12	1-1/2"-11.5	<b>2404-32-24</b>
2-1/2"-12	2"-11.5	<b>2404-32-32</b>



**2405 JIC TO PIPE**

1 Male JIC	2 Female Pipe	Part Number
5/16"-24	1/8"-27	<b>2405-02-02</b>
3/8"-24	1/8"-27	<b>2405-03-02</b>
3/8"-24	1/4"-18	<b>2405-03-04</b>
7/16"-20	1/8"-27	<b>2405-04-02</b>
7/16"-20	1/4"-18	<b>2405-04-04</b>
1/2"-20	1/8"-27	<b>2405-05-02</b>
1/2"-20	1/4"-18	<b>2405-05-04</b>
1/2"-20	3/8"-18	<b>2405-05-06</b>
9/16"-18	1/4"-18	<b>2405-06-04</b>
9/16"-18	3/8"-18	<b>2405-06-06</b>
9/16"-18	1/2"-14	<b>2405-06-08</b>
3/4"-16	1/4"-18	<b>2405-08-04</b>
3/4"-16	3/8"-18	<b>2405-08-06</b>
3/4"-16	1/2"-14	<b>2405-08-08</b>
3/4"-16	3/4"-14	<b>2405-08-12</b>
7/8"-14	1/2"-14	<b>2405-10-08</b>
7/8"-14	3/4"-14	<b>2405-10-12</b>
1-1/16"-12	1/2"-14	<b>2405-12-08</b>
1-1/16"-12	3/4"-14	<b>2405-12-12</b>
1-1/16"-12	1"-11.5	<b>2405-12-16</b>
1-5/16"-12	3/4"-14	<b>2405-16-12</b>
1-5/16"-12	1"-11.5	<b>2405-16-16</b>
1-5/16"-12	1-1/4"-11.5	<b>2405-16-20</b>
1-5/8"-12	1"-11.5	<b>2405-20-16</b>
1-5/8"-12	1-1/4"-11.5	<b>2405-20-20</b>
1-5/8"-12	1-1/2"-11.5	<b>2405-20-24</b>
1-7/8"-12	1-1/4"-11.5	<b>2405-24-20</b>
1-7/8"-12	1-1/2"-11.5	<b>2405-24-24</b>
1-7/8"-12	2"-11.5	<b>2405-24-32</b>
2-1/2"-12	1-1/2"-11.5	<b>2405-32-24</b>
2-1/2"-12	2"-11.5	<b>2405-32-32</b>



**2404-L JIC TO PIPE - LONG**

1 Male JIC	2 Male Pipe Long	Part Number
7/16"-20	1/8"-27	<b>2404-L-04-02</b>
7/16"-20	1/4"-18	<b>2404-L-04-04</b>
9/16"-18	1/4"-18	<b>2404-L-06-04</b>
9/16"-18	3/8"-18	<b>2404-L-06-06</b>
3/4"-16	3/8"-18	<b>2404-L-08-06</b>
3/4"-16	1/2"-14	<b>2404-L-08-08</b>
7/8"-14	1/2"-14	<b>2404-L-10-08</b>
1-1/16"-12	3/4"-14	<b>2404-L-12-12</b>
1-5/16"-12	1"-11.5	<b>2404-L-16-16</b>
1-5/8"-12	1-1/4"-11.5	<b>2404-L-20-20</b>
1-7/8"-12	1-1/2"-11.5	<b>2404-L-24-24</b>

JIC ADAPTERS



**2406 JIC REDUCER/EXPANDER**

1 Female JIC	2 Male JIC	Part Number
3/8"-24	7/16"-20	<b>2406-03-04</b>
7/16"-20	5/16"-24	<b>2406-04-02</b>
7/16"-20	3/8"-24	<b>2406-04-03</b>
7/16"-20	1/2"-20	<b>2406-04-05</b>
7/16"-20	9/16"-18	<b>2406-04-06</b>
7/16"-20	3/4"-16	<b>2406-04-08</b>
1/2"-20	7/16"-20	<b>2406-05-04</b>
1/2"-20	9/16"-18	<b>2406-05-06</b>
9/16"-18	7/16"-20	<b>2406-06-04</b>
9/16"-18	1/2"-20	<b>2406-06-05</b>
9/16"-18	9/16"-18	<b>2406-06-06</b>
9/16"-18	3/4"-16	<b>2406-06-08</b>
3/4"-16	7/16"-20	<b>2406-08-04</b>
3/4"-16	9/16"-18	<b>2406-08-06</b>
3/4"-16	3/4"-16	<b>2406-08-08</b>
3/4"-16	7/8"-14	<b>2406-08-10</b>
3/4"-16	1-1/16"-12	<b>2406-08-12</b>
7/8"-14	7/16"-20	<b>2406-10-04</b>
7/8"-14	9/16"-18	<b>2406-10-06</b>
7/8"-14	3/4"-16	<b>2406-10-08</b>
7/8"-14	7/8"-14	<b>2406-10-10</b>
7/8"-14	1-1/16"-12	<b>2406-10-12</b>
7/8"-14	1-5/16"-12	<b>2406-10-16</b>
1-1/16"-12	3/4"-16	<b>2406-12-08</b>
1-1/16"-12	7/8"-14	<b>2406-12-10</b>
1-1/16"-12	1-1/16"-12	<b>2406-12-12</b>
1-1/16"-12	1-5/16"-12	<b>2406-12-16</b>
1-3/16"-12	1-1/16"-12	<b>2406-14-12</b>
1-5/16"-12	7/8"-14	<b>2406-16-10</b>
1-5/16"-12	1-1/16"-12	<b>2406-16-12</b>
1-5/16"-12	1-5/8"-12	<b>2406-16-20</b>
1-5/16"-12	1-7/8"-12	<b>2406-16-24</b>
1-5/8"-12	1-1/16"-12	<b>2406-20-12</b>
1-5/8"-12	1-5/16"-12	<b>2406-20-16</b>
1-5/8"-12	1-7/8"-12	<b>2406-20-24</b>
1-7/8"-12	1-5/16"-12	<b>2406-24-16</b>
1-7/8"-12	1-5/8"-12	<b>2406-24-20</b>
1-7/8"-12	2-1/2"-12	<b>2406-24-32</b>
2-1/2"-12	1-5/16"-12	<b>2406-32-16</b>
2-1/2"-12	1-5/8"-12	<b>2406-32-20</b>
2-1/2"-12	1-7/8"-12	<b>2406-32-24</b>



**2408 JIC PLUG**

Female JIC	Part Number
5/16"-24	<b>2408-02</b>
3/8"-24	<b>2408-03</b>
7/16"-20	<b>2408-04</b>
1/2"-20	<b>2408-05</b>
9/16"-18	<b>2408-06</b>
3/4"-16	<b>2408-08</b>
7/8"-14	<b>2408-10</b>
1-1/16"-12	<b>2408-12</b>
1-3/16"-12	<b>2408-14</b>
1-5/16"-12	<b>2408-16</b>
1-5/8"-12	<b>2408-20</b>
1-7/8"-12	<b>2408-24</b>
2-1/2"-12	<b>2408-32</b>



**2500 JIC UNION 90°**


1 Male JIC	2 Male JIC	Part Number
5/16"-24	5/16"-24	<b>2500-02-02</b>
3/8"-24	3/8"-24	<b>2500-03-03</b>
7/16"-20	7/16"-20	<b>2500-04-04</b>
1/2"-20	7/16"-20	<b>2500-05-04</b>
1/2"-20	1/2"-20	<b>2500-05-05</b>
9/16"-18	7/16"-20	<b>2500-06-04</b>
9/16"-18	1/2"-20	<b>2500-06-05</b>
9/16"-18	9/16"-18	<b>2500-06-06</b>
3/4"-16	7/16"-20	<b>2500-08-04</b>
3/4"-16	9/16"-18	<b>2500-08-06</b>
3/4"-16	3/4"-16	<b>2500-08-08</b>
7/8"-14	3/4"-16	<b>2500-10-08</b>
7/8"-14	7/8"-14	<b>2500-10-10</b>
1-1/16"-12	3/4"-16	<b>2500-12-08</b>
1-1/16"-12	7/8"-14	<b>2500-12-10</b>
1-1/16"-12	1-1/16"-12	<b>2500-12-12</b>
1-3/16"-12	1-3/16"-12	<b>2500-14-14</b>
1-5/16"-12	1-1/16"-12	<b>2500-16-12</b>
1-5/16"-12	1-5/16"-12	<b>2500-16-16</b>
1-5/8"-12	1-5/16"-12	<b>2500-20-16</b>
1-5/8"-12	1-5/8"-12	<b>2500-20-20</b>
1-7/8"-12	1-7/8"-12	<b>2500-24-24</b>
2-1/2"-12	2-1/2"-12	<b>2500-32-32</b>



**2501 JIC TO PIPE 90°**

1 Male JIC	2 Male Pipe	Part Number
5/16"-24	1/8"-27	<b>2501-02-02</b>
3/8"-24	1/8"-27	<b>2501-03-02</b>
3/8"-24	1/4"-18	<b>2501-03-04</b>
7/16"-20	1/8"-27	<b>2501-04-02</b>
7/16"-20	1/4"-18	<b>2501-04-04</b>
7/16"-20	3/8"-18	<b>2501-04-06</b>
7/16"-20	1/2"-14	<b>2501-04-08</b>
1/2"-20	1/8"-27	<b>2501-05-02</b>
1/2"-20	1/4"-18	<b>2501-05-04</b>
1/2"-20	3/8"-18	<b>2501-05-06</b>
1/2"-20	1/2"-14	<b>2501-05-08</b>
9/16"-18	1/8"-27	<b>2501-06-02</b>
9/16"-18	1/4"-18	<b>2501-06-04</b>
9/16"-18	3/8"-18	<b>2501-06-06</b>
9/16"-18	1/2"-14	<b>2501-06-08</b>
9/16"-18	3/4"-14	<b>2501-06-12</b>
3/4"-16	1/8"-27	<b>2501-08-02</b>
3/4"-16	1/4"-18	<b>2501-08-04</b>
3/4"-16	3/8"-18	<b>2501-08-06</b>
3/4"-16	1/2"-14	<b>2501-08-08</b>
3/4"-16	3/4"-14	<b>2501-08-12</b>
3/4"-16	1"-11.5	<b>2501-08-16</b>
7/8"-14	1/4"-18	<b>2501-10-04</b>
7/8"-14	3/8"-18	<b>2501-10-06</b>
7/8"-14	1/2"-14	<b>2501-10-08</b>
7/8"-14	3/4"-14	<b>2501-10-12</b>
7/8"-14	1"-11.5	<b>2501-10-16</b>
1-1/16"-12	3/8"-18	<b>2501-12-06</b>
1-1/16"-12	1/2"-14	<b>2501-12-08</b>
1-1/16"-12	3/4"-14	<b>2501-12-12</b>
1-1/16"-12	1"-11.5	<b>2501-12-16</b>
1-1/16"-12	1-1/4"-11.5	<b>2501-12-20</b>
1-3/16"-12	3/4"-14	<b>2501-14-12</b>
1-5/16"-12	1/2"-14	<b>2501-16-08</b>
1-5/16"-12	3/4"-14	<b>2501-16-12</b>
1-5/16"-12	1"-11.5	<b>2501-16-16</b>
1-5/16"-12	1-1/4"-11.5	<b>2501-16-20</b>
1-5/16"-12	1-1/2"-11.5	<b>2501-16-24</b>
1-5/8"-12	3/4"-14	<b>2501-20-12</b>
1-5/8"-12	1"-11.5	<b>2501-20-16</b>
1-5/8"-12	1-1/4"-11.5	<b>2501-20-20</b>
1-5/8"-12	1-1/2"-11.5	<b>2501-20-24</b>
1-5/8"-12	2"-11.5	<b>2501-20-32</b>
1-7/8"-12	1-1/4"-11.5	<b>2501-24-20</b>
1-7/8"-12	1-1/2"-11.5	<b>2501-24-24</b>
1-7/8"-12	2"-11.5	<b>2501-24-32</b>
2-1/2"-12	1-1/2"-11.5	<b>2501-32-24</b>
2-1/2"-12	2"-11.5	<b>2501-32-32</b>

**2501 JIC TO PIPE  
90° LONG**



1 Male JIC	2 Male Pipe	Drop Length	Part Number	Drop Length	Part Number	Drop Length	Part Number
7/16"-20	1/8"-27	1.17	2501-L-04-02	1.56	2501-LL-04-02	2.31	2501-LLL-06-06
7/16"-20	1/4"-18	1.58	2501-L-04-04	2.07	2501-LL-04-04	3.00	2501-LLL-06-06
1/2"-20	1/8"-27	1.17	2501-L-05-02	1.63	2501-LL-05-02	2.34	2501-LLL-05-02
1/2"-20	1/4"-18	1.58	2501-L-05-04	2.07	2501-LL-05-04	N/A	N/A
9/16"-18	1/8"-27	1.23	2501-L-06-02	1.62	2501-LL-06-02	N/A	N/A
9/16"-18	1/4"-18	1.58	2501-L-06-04	2.07	2501-LL-06-04	3.06	2501-LLL-06-04
9/16"-18	3/8"-18	1.82	2501-L-06-06	2.42	2501-LL-06-06	3.75	2501-LLL-06-06
9/16"-18	1/2"-14	2.17	2501-L-06-08	2.87	2501-LL-06-08	N/A	N/A
3/4"-16	1/4"-18	1.66	2501-L-08-04	2.23	2501-LL-08-04	N/A	N/A
3/4"-16	3/8"-18	1.82	2501-L-08-06	2.42	2501-LL-08-06	3.75	2501-LLL-08-06
3/4"-16	1/2"-14	2.17	2501-L-08-08	2.87	2501-LL-08-08	4.50	2501-LLL-08-08
3/4"-16	3/4"-14	2.44	2501-L-08-12	N/A	N/A	N/A	N/A
7/8"-14	1/2"-14	2.17	2501-L-10-08	2.87	2501-LL-10-08	4.50	2501-LLL-10-08
1-1/16"-12	1/2"-14	2.44	2501-L-12-08	3.28	2501-LL-12-08	N/A	N/A
1-1/16"-12	3/4"-14	2.44	2501-L-12-12	3.28	2501-LL-12-12	5.03	2501-LLL-12-12
1-1/16"-12	1"-11.5	3.01	2501-L-12-16	N/A	N/A	N/A	N/A
1-3/16"-12	3/4"-14	2.59	2501-L-14-12	3.50	2501-LL-14-12	N/A	N/A
1-5/16"-12	3/4"-14	2.63	2501-L-16-12	N/A	N/A	N/A	N/A
1-5/16"-12	1"-11.5	3.01	2501-L-16-16	4.05	2501-LL-16-16	6.34	2501-LLL-16-16
1-5/8"-12	1-1/4"-11.5	3.69	2501-L-20-20	5.00	2501-LL-20-20	7.34	2501-LLL-20-20
1-7/8"-12	1-1/2"-11.5	4.10	2501-L-24-24	5.55	2501-LL-24-24	N/A	N/A

JIC ADAPTERS



**2405 JIC TO PIPE 90°**

1 Male JIC	2 Female Pipe	Part Number
5/16"-24	1/8"-27	2502-02-02
3/8"-24	1/8"-27	2502-03-02
7/16"-20	1/8"-27	2502-04-02
7/16"-20	1/4"-18	2502-04-04
7/16"-20	3/8"-18	2502-04-06
1/2"-20	1/8"-27	2502-05-02
1/2"-20	1/4"-18	2502-05-04
9/16"-18	1/8"-27	2502-06-02
9/16"-18	1/4"-18	2502-06-04
9/16"-18	1/2"-14	2502-06-08
3/4"-16	1/4"-18	2502-08-04
3/4"-16	3/8"-18	2502-08-06
3/4"-16	1/2"-14	2502-08-08
7/8"-14	3/8"-18	2502-10-06
7/8"-14	1/2"-14	2502-10-08
1-1/16"-12	1/2"-14	2502-12-08
1-1/16"-12	3/4"-14	2502-12-12
1-1/16"-12	1"-11.5	2502-12-16
1-5/16"-12	3/4"-14	2502-16-12
1-5/16"-12	1"-11.5	2502-16-16
1-5/8"-12	1-1/4"-11.5	2502-20-20
1-7/8"-12	1-1/2"-11.5	2502-24-24
2-1/2"-12	2"-11.5	2502-32-32



**DID YOU KNOW?**

LONG ELBOW ADAPTERS PROVIDE EXTRA CLEARANCE IN TIGHT SPACES, HELPING REDUCE HOSE STRAIN AND PREVENT KINKING. THEY MAKE ROUTING EASIER AND IMPROVE HOSE LIFE IN DEMANDING APPLICATIONS.



**2503 JIC TO PIPE 45°**



**2504 JIC UNION 45°**



**2505 JIC TO PIPE 45°**

1 Male JIC	2 Male Pipe	Part Number
5/16"-24	1/8"-27	<b>2503-02-02</b>
3/8"-24	1/8"-27	<b>2503-03-02</b>
7/16"-20	1/8"-27	<b>2503-04-02</b>
7/16"-20	1/4"-18	<b>2503-04-04</b>
7/16"-20	3/8"-18	<b>2503-04-06</b>
7/16"-20	1/2"-14	<b>2503-04-08</b>
1/2"-20	1/8"-27	<b>2503-05-02</b>
1/2"-20	1/4"-18	<b>2503-05-04</b>
1/2"-20	3/8"-18	<b>2503-05-06</b>
9/16"-18	1/8"-27	<b>2503-06-02</b>
9/16"-18	1/4"-18	<b>2503-06-04</b>
9/16"-18	3/8"-18	<b>2503-06-06</b>
9/16"-18	1/2"-14	<b>2503-06-08</b>
9/16"-18	3/4"-14	<b>2503-06-12</b>
3/4"-16	1/4"-18	<b>2503-08-04</b>
3/4"-16	3/8"-18	<b>2503-08-06</b>
3/4"-16	1/2"-14	<b>2503-08-08</b>
3/4"-16	3/4"-14	<b>2503-08-12</b>
7/8"-14	3/8"-18	<b>2503-10-06</b>
7/8"-14	1/2"-14	<b>2503-10-08</b>
7/8"-14	3/4"-14	<b>2503-10-12</b>
1-1/16"-12	1/2"-14	<b>2503-12-08</b>
1-1/16"-12	3/4"-14	<b>2503-12-12</b>
1-1/16"-12	1"-11.5	<b>2503-12-16</b>
1-3/16"-12	3/4"-14	<b>2503-14-12</b>
1-5/16"-12	1/2"-14	<b>2503-16-08</b>
1-5/16"-12	3/4"-14	<b>2503-16-12</b>
1-5/16"-12	3/4"-14	<b>2503-16-16</b>
1-5/16"-12	1-1/4"-11.5	<b>2503-16-20</b>
1-5/8"-12	1"-11.5	<b>2503-20-16</b>
1-5/8"-12	1-1/4"-11.5	<b>2503-20-20</b>
1-5/8"-12	1-1/2"-11.5	<b>2503-20-24</b>
1-7/8"-12	1-1/2"-11.5	<b>2503-24-24</b>
2-1/2"-12	2"-11.5	<b>2503-32-32</b>

1 Male JIC	2 Male JIC	Part Number
7/16"-20	7/16"-20	<b>2504-04-04</b>
9/16"-18	7/16"-20	<b>2504-06-04</b>
9/16"-18	9/16"-18	<b>2504-06-06</b>
3/4"-16	3/4"-16	<b>2504-08-08</b>
7/8"-14	7/8"-14	<b>2504-10-10</b>
1-1/16"-12	1-1/16"-12	<b>2504-12-12</b>
1-5/16"-12	1-5/16"-12	<b>2504-16-16</b>
1-5/8"-12	1-5/8"-12	<b>2504-20-20</b>
1-7/8"-12	1-7/8"-12	<b>2504-24-24</b>
2-1/2"-12	2-1/2"-12	<b>2504-32-32</b>

1 Male JIC	2 Female Pipe	Part Number
7/16"-20	1/4"-18	<b>2504-04-04</b>
9/16"-18	1/4"-18	<b>2504-06-04</b>
9/16"-18	3/8"-18	<b>2504-06-06</b>
3/4"-16	1/2"-14	<b>2504-08-08</b>
7/8"-14	1/2"-14	<b>2504-10-08</b>
1-1/16"-12	3/4"-14	<b>2504-12-12</b>
1-5/16"-12	1"-11.5	<b>2504-16-16</b>
1-5/8"-12	1-1/4"-11.5	<b>2504-20-20</b>
1-7/8"-12	1-1/2"-11.5	<b>2504-24-24</b>
2-1/2"-12	2"-11.5	<b>2504-32-32</b>



**2601 JIC TO PIPE BRANCH TEE**

1 Male JIC	2 Male JIC	3 Male Pipe	Part Number
3/8"-24	3/8"-24	1/8"-27	<b>2601-03-03-02</b>
7/16"-20	7/16"-20	1/8"-27	<b>2601-04-04-02</b>
7/16"-20	7/16"-20	1/4"-18	<b>2601-04-04-04</b>
7/16"-20	7/16"-20	3/8"-18	<b>2601-04-04-06</b>
1/2"-20	1/2"-20	1/8"-27	<b>2601-05-05-02</b>
1/2"-20	1/2"-20	1/4"-18	<b>2601-05-05-04</b>
9/16"-18	9/16"-18	1/4"-18	<b>2601-06-06-04</b>
9/16"-18	9/16"-18	3/8"-18	<b>2601-06-06-06</b>
9/16"-18	9/16"-18	1/2"-14	<b>2601-06-06-08</b>
3/4"-16	3/4"-16	1/4"-18	<b>2601-08-08-04</b>
3/4"-16	3/4"-16	3/8"-18	<b>2601-08-08-06</b>
3/4"-16	3/4"-16	1/2"-14	<b>2601-08-08-08</b>
3/4"-16	3/4"-16	3/4"-14	<b>2601-08-08-12</b>
7/8"-14	7/8"-14	3/8"-18	<b>2601-10-10-06</b>
7/8"-14	7/8"-14	1/2"-14	<b>2601-10-10-08</b>
7/8"-14	7/8"-14	3/4"-14	<b>2601-10-10-12</b>
1-1/16"-12	1-1/16"-12	1/2"-14	<b>2601-12-12-08</b>
1-1/16"-12	1-1/16"-12	3/4"-14	<b>2601-12-12-12</b>
1-5/16"-12	1-5/16"-12	3/4"-14	<b>2601-16-16-12</b>
1-5/16"-12	1-5/16"-12	1"-11.5	<b>2601-16-16-16</b>
1-5/8"-12	1-5/8"-12	1-1/4"-11.5	<b>2601-20-20-20</b>
1-7/8"-12	1-7/8"-12	1-1/2"-11.5	<b>2601-24-24-24</b>
2-1/2"-12	2-1/2"-12	2"-11.5	<b>2601-32-32-32</b>



**2602 JIC TO PIPE BRANCH TEE**

1 Male JIC	2 Male JIC	3 Male Pipe	Part Number
3/8"-24	3/8"-24	1/8"-27	<b>2602-03-03-02</b>
7/16"-20	7/16"-20	1/8"-27	<b>2602-04-04-02</b>
7/16"-20	7/16"-20	1/4"-18	<b>2602-04-04-04</b>
1/2"-20	1/2"-20	1/8"-27	<b>2602-05-05-02</b>
9/16"-18	9/16"-18	1/4"-18	<b>2602-06-06-04</b>
9/16"-18	9/16"-18	3/8"-18	<b>2602-06-06-06</b>
3/4"-16	9/16"-18	3/8"-18	<b>2602-08-06-06</b>
3/4"-16	3/4"-16	1/4"-18	<b>2602-08-08-04</b>
3/4"-16	3/4"-16	3/8"-18	<b>2602-08-08-06</b>
3/4"-16	3/4"-16	1/2"-14	<b>2602-08-08-08</b>
7/8"-14	7/8"-14	1/2"-14	<b>2602-10-10-08</b>
1-1/16"-12	1-1/16"-12	1/2"-14	<b>2602-12-12-08</b>
1-1/16"-12	1-1/16"-12	3/4"-14	<b>2602-12-12-12</b>
1-5/16"-12	1-5/16"-12	1"-11.5	<b>2602-16-16-16</b>
1-5/8"-12	1-5/8"-12	1"-11.5	<b>2602-20-20-16</b>
1-5/8"-12	1-5/8"-12	1-1/4"-11.5	<b>2602-20-20-20</b>
1-7/8"-12	1-7/8"-12	1-1/2"-11.5	<b>2602-24-24-24</b>
2-1/2"-12	2-1/2"-12	2"-11.5	<b>2602-32-32-32</b>




**2605 JIC TO PIPE RUN TEE**

1 Male JIC	2 Male Pipe	3 Male JIC	Part Number
3/8"-24	1/8"-27	3/8"-24	<b>2605-03-02-03</b>
7/16"-20	1/8"-27	7/16"-20	<b>2605-04-02-04</b>
7/16"-20	1/4"-18	7/16"-20	<b>2605-04-04-04</b>
1/2"-20	1/8"-27	1/2"-20	<b>2605-05-02-05</b>
9/16"-18	1/8"-27	9/16"-18	<b>2605-06-02-06</b>
9/16"-18	1/4"-18	9/16"-18	<b>2605-06-04-06</b>
9/16"-18	3/8"-18	7/16"-20	<b>2605-06-06-04</b>
9/16"-18	3/8"-18	9/16"-18	<b>2605-06-06-06</b>
9/16"-18	1/2"-14	9/16"-18	<b>2605-06-08-06</b>
3/4"-16	1/4"-18	3/4"-16	<b>2605-08-04-08</b>
3/4"-16	3/8"-18	3/4"-16	<b>2605-08-06-08</b>
3/4"-16	1/2"-14	3/4"-16	<b>2605-08-08-08</b>
3/4"-16	3/4"-14	3/4"-16	<b>2605-08-12-08</b>
7/8"-14	1/2"-14	7/8"-14	<b>2605-10-08-10</b>
7/8"-14	3/4"-14	7/8"-14	<b>2605-10-12-10</b>
1-1/16"-12	1/2"-14	1-1/16"-12	<b>2605-12-08-12</b>
1-1/16"-12	3/4"-14	3/4"-16	<b>2605-12-12-08</b>
1-1/16"-12	3/4"-14	1-1/16"-12	<b>2605-12-12-12</b>
1-1/16"-12	1"-11.5	1-1/16"-12	<b>2605-12-16-12</b>
1-1/16"-12	1"-11.5	1-5/16"-12	<b>2605-12-16-16</b>
1-5/16"-12	3/4"-14	1-5/16"-12	<b>2605-16-12-16</b>
1-5/16"-12	1"-11.5	1-5/16"-12	<b>2605-16-16-16</b>
1-5/8"-12	1-1/4"-11.5	1-5/8"-12	<b>2605-20-20-20</b>
1-7/8"-12	1-1/2"-11.5	1-7/8"-12	<b>2605-24-24-24</b>
2-1/2"-12	2"-11.5	2-1/2"-12	<b>2605-32-32-32</b>



**2603 JIC UNION TEE**

1 Male JIC	2 Male JIC	3 Male JIC	Part Number
5/16"-24	5/16"-24	5/16"-24	<b>2603-02-02-02</b>
3/8"-24	3/8"-24	3/8"-24	<b>2603-03-03-03</b>
7/16"-20	7/16"-20	7/16"-20	<b>2603-04-04-04</b>
7/16"-20	7/16"-20	9/16"-18	<b>2603-04-04-06</b>
1/2"-20	1/2"-20	1/2"-20	<b>2603-05-05-05</b>
9/16"-18	9/16"-18	9/16"-18	<b>2603-06-06-06</b>
9/16"-18	9/16"-18	3/4"-16	<b>2603-06-06-08</b>
3/4"-16	9/16"-18	3/4"-16	<b>2603-08-06-08</b>
3/4"-16	3/4"-16	9/16"-18	<b>2603-08-08-06</b>
3/4"-16	3/4"-16	3/4"-16	<b>2603-08-08-08</b>
3/4"-16	3/4"-16	7/8"-14	<b>2603-08-08-10</b>
7/8"-14	3/4"-16	3/4"-16	<b>2603-10-08-08</b>
7/8"-14	7/8"-14	3/4"-16	<b>2603-10-10-08</b>
7/8"-14	7/8"-14	7/8"-14	<b>2603-10-10-10</b>
7/8"-14	7/8"-14	1-1/16"-12	<b>2603-10-10-12</b>
1-1/16"-12	1-1/16"-12	3/4"-16	<b>2603-12-12-08</b>
1-1/16"-12	1-1/16"-12	1-1/16"-12	<b>2603-12-12-12</b>
1-1/16"-12	1-1/16"-12	1-5/16"-12	<b>2603-12-12-16</b>
1-5/16"-12	1-5/16"-12	1-1/16"-12	<b>2603-16-16-12</b>
1-5/16"-12	1-5/16"-12	1-5/16"-12	<b>2603-16-16-16</b>
1-5/16"-12	1-5/16"-12	1-5/8"-12	<b>2603-16-16-20</b>
1-5/8"-12	1-5/16"-12	1-5/16"-12	<b>2603-20-16-16</b>
1-5/8"-12	1-5/8"-12	1-5/8"-12	<b>2603-20-20-20</b>
1-7/8"-12	1-5/16"-12	1-5/16"-12	<b>2603-24-16-16</b>
1-7/8"-12	1-7/8"-12	1-7/8"-12	<b>2603-24-24-24</b>
2-1/2"-12	2-1/2"-12	2-1/2"-12	<b>2603-32-32-32</b>



**2606 JIC TO PIPE RUN TEE**

1 Male JIC	2 Female Pipe	3 Male JIC	Part Number
3/8"-24	1/8"-27	3/8"-24	<b>2606-03-02-03</b>
3/8"-24	1/4"-18	3/8"-24	<b>2606-03-04-03</b>
7/16"-20	1/8"-27	7/16"-20	<b>2606-04-02-04</b>
7/16"-20	1/4"-18	7/16"-20	<b>2606-04-04-04</b>
1/2"-20	1/8"-27	1/2"-20	<b>2606-05-02-05</b>
9/16"-18	1/4"-18	9/16"-18	<b>2606-06-04-06</b>
9/16"-18	3/8"-18	9/16"-18	<b>2606-06-06-06</b>
3/4"-16	3/8"-18	3/4"-16	<b>2606-08-06-08</b>
3/4"-16	1/2"-14	3/4"-16	<b>2606-08-08-08</b>
7/8"-14	1/2"-14	7/8"-14	<b>2606-10-08-10</b>
1-1/16"-12	3/4"-14	1-1/16"-12	<b>2606-12-12-12</b>
1-5/16"-12	1"-11.5	1-5/16"-12	<b>2606-16-16-16</b>
1-5/8"-12	1-1/4"-11.5	1-5/8"-12	<b>2606-20-20-20</b>
1-7/8"-12	1-1/2"-11.5	1-7/8"-12	<b>2606-24-24-24</b>
2-1/2"-12	2"-11.5	2-1/2"-12	<b>2606-32-32-32</b>

JIC ADAPTERS



**2607 JIC TO PIPE RUN TEE**

1 Male JIC	2 Male NPT	3 Male Pipe	Part Number
7/16"-20	1/8"-27	1/4"-18	<b>2607-04-02-04</b>
9/16"-18	1/4"-18	1/4"-18	<b>2607-06-04-04</b>
3/4"-16	3/8"-18	3/8"-18	<b>2607-08-06-06</b>
3/4"-16	1/2"-14	1/2"-14	<b>2607-08-08-08</b>
7/8"-14	1/2"-14	1/2"-14	<b>2607-10-08-08</b>
1-1/16"-12	3/4"-14	3/4"-14	<b>2607-12-12-12</b>
1-5/16"-12	1"-11.5	1"-11.5	<b>2607-16-16-16</b>
1-5/8"-12	1-1/4"-11.5	1-1/4"-11.5	<b>2607-20-20-20</b>
1-7/8"-12	1-1/2"-11.5	1-1/2"-11.5	<b>2607-24-24-24</b>



**2611 JIC TO PIPE RUN TEE**

1 Male JIC	2 Female NPT	3 Male Pipe	Part Number
7/16"-20	1/8"-27	1/8"-27	<b>2611-04-02-02</b>
9/16"-18	3/8"-18	3/8"-18	<b>2611-06-06-06</b>
3/4"-10	3/8"-18	3/8"-18	<b>2611-08-06-06</b>
3/4"-16	1/2"-14	1/2"-14	<b>2611-08-08-08</b>
1-1/16"-12	3/4"-14	3/4"-14	<b>2611-12-12-12</b>
1-5/16"-12	1"-11.5	1"-11.5	<b>2611-16-16-16</b>
1-5/8"-12	1-1/4"-11.5	1-1/4"-11.5	<b>2611-20-20-20</b>



**2650 JIC CROSS**

Male JIC (All sides)	Part Number
5/16"-24	<b>2650-02-02-02-02</b>
3/8"-24	<b>2650-03-03-03-03</b>
7/16"-20	<b>2650-04-04-04-04</b>
1/2"-20	<b>2650-05-05-05-05</b>
9/16"-18	<b>2650-06-06-06-06</b>
3/4"-16	<b>2650-08-08-08-08</b>
7/8"-14	<b>2650-10-10-10-10</b>
1-1/16"-12	<b>2650-12-12-12-12</b>
1-3/16"-12	<b>2650-14-14-14-14</b>
1-5/16"-12	<b>2650-16-16-16-16</b>
1-5/8"-12	<b>2650-20-20-20-20</b>
1-7/8"-12	<b>2650-24-24-24-24</b>
2-1/2"-12	<b>2650-32-32-32-32</b>



**2700-LN JIC BULKHEAD**

*Includes JAM NUT*

Male JIC (All sides)	Part Number
3/8"-24	<b>2700-LN-03-03</b>
7/16"-20	<b>2700-LN-04-04</b>
1/2"-20	<b>2700-LN-05-05</b>
9/16"-18	<b>2700-LN-06-06</b>
3/4"-16	<b>2700-LN-08-08</b>
7/8"-14	<b>2700-LN-10-10</b>
1-1/16"-12	<b>2700-LN-12-12</b>
1-3/16"-12	<b>2700-LN-14-14</b>
1-5/16"-12	<b>2700-LN-16-16</b>
1-5/8"-12	<b>2700-LN-20-20</b>
1-7/8"-12	<b>2700-LN-24-24</b>
2-1/2"-12	<b>2700-LN-32-32</b>



**2701-LN JIC BULKHEAD 90°**

*Includes JAM NUT*

Male JIC (All sides)	Part Number
3/8"-24	<b>2701-LN-03-03</b>
7/16"-20	<b>2701-LN-04-04</b>
1/2"-20	<b>2701-LN-05-05</b>
9/16"-18	<b>2701-LN-06-06</b>
3/4"-16	<b>2701-LN-08-08</b>
7/8"-14	<b>2701-LN-10-10</b>
1-1/16"-12	<b>2701-LN-12-12</b>
1-3/16"-12	<b>2701-LN-14-14</b>
1-5/16"-12	<b>2701-LN-16-16</b>
1-5/8"-12	<b>2701-LN-20-20</b>
1-7/8"-12	<b>2701-LN-24-24</b>
2-1/2"-12	<b>2701-LN-32-32</b>



**2702-LN JIC BULKHEAD 45°**

*Includes JAM NUT*

Male JIC (All sides)	Part Number
3/8"-24	<b>2702-LN-03-03</b>
7/16"-20	<b>2702-LN-04-04</b>
1/2"-20	<b>2702-LN-05-05</b>
9/16"-18	<b>2702-LN-06-06</b>
3/4"-16	<b>2702-LN-08-08</b>
7/8"-14	<b>2702-LN-10-10</b>
1-1/16"-12	<b>2702-LN-12-12</b>
1-3/16"-12	<b>2702-LN-14-14</b>
1-5/16"-12	<b>2702-LN-16-16</b>
1-5/8"-12	<b>2702-LN-20-20</b>
1-7/8"-12	<b>2702-LN-24-24</b>
2-1/2"-12	<b>2702-LN-32-32</b>



**2703-LN JIC BULKHEAD BRANCH TEE**

*Includes JAM NUT*

Male JIC (All sides)	Part Number
3/8"-24	<b>2703-LN-03-03</b>
7/16"-20	<b>2703-LN-04-04</b>
1/2"-20	<b>2703-LN-05-05</b>
9/16"-18	<b>2703-LN-06-06</b>
3/4"-16	<b>2703-LN-08-08</b>
7/8"-14	<b>2703-LN-10-10</b>
1-1/16"-12	<b>2703-LN-12-12</b>
1-5/16"-12	<b>2703-LN-16-16</b>
1-5/8"-12	<b>2703-LN-20-20</b>
1-7/8"-12	<b>2703-LN-24-24</b>
2-1/2"-12	<b>2703-LN-32-32</b>



**2703-LN JIC BULKHEAD BRANCH TEE**

*Includes JAM NUT*

Male JIC (All sides)	Part Number
3/8"-24	<b>2703-LN-03-03</b>
7/16"-20	<b>2703-LN-04-04</b>
1/2"-20	<b>2703-LN-05-05</b>
9/16"-18	<b>2703-LN-06-06</b>
3/4"-16	<b>2703-LN-08-08</b>
7/8"-14	<b>2703-LN-10-10</b>
1-1/16"-12	<b>2703-LN-12-12</b>
1-5/16"-12	<b>2703-LN-16-16</b>
1-5/8"-12	<b>2703-LN-20-20</b>
1-7/8"-12	<b>2703-LN-24-24</b>
2-1/2"-12	<b>2703-LN-32-32</b>



**2705-LN JIC TO PIPE BULKHEAD**  
Includes Jam Nut

1 Male JIC	2 Female Pipe	Part Number
7/16"-20	1/8"-27	<b>2705-LN-04-02</b>
7/16"-20	1/4"-18	<b>2705-LN-04-04</b>
1/2"-20	1/8"-27	<b>2705-LN-05-02</b>
9/16"-18	1/4"-18	<b>2705-LN-06-04</b>
9/16"-18	3/8"-18	<b>2705-LN-06-06</b>
3/4"-16	3/8"-18	<b>2705-LN-08-06</b>
3/4"-16	1/2"-14	<b>2705-LN-08-08</b>
7/8"-14	1/2"-14	<b>2705-LN-10-08</b>
1-1/16"-12	3/4"-14	<b>2705-LN-12-12</b>
1-3/16"-12	3/4"-14	<b>2705-LN-14-12</b>
1-5/16"-12	1"-11.5	<b>2705-LN-16-16</b>
1-5/8"-12	1-1/4"-11.5	<b>2705-LN-20-20</b>
1-7/8"-12	1-1/2"-11.5	<b>2705-LN-24-24</b>
2-1/2"-12	2"-11.5	<b>2705-LN-32-32</b>



**2706-LN JIC TO PIPE BULKHEAD**  
Includes Jam Nut

1 Male JIC	2 Male Pipe	Part Number
7/16"-20	1/8"-27	<b>2706-LN-04-02</b>
7/16"-20	1/4"-18	<b>2706-LN-04-04</b>
9/16"-18	1/4"-18	<b>2706-LN-06-04</b>
9/16"-18	3/8"-18	<b>2706-LN-06-06</b>
3/4"-16	3/8"-18	<b>2706-LN-08-06</b>
3/4"-16	1/2"-14	<b>2706-LN-08-08</b>
7/8"-14	1/2"-14	<b>2706-LN-10-08</b>
1-1/16"-12	1/2"-14	<b>2706-LN-12-08</b>
1-1/16"-12	3/4"-14	<b>2706-LN-12-12</b>
1-5/16"-12	1"-11.5	<b>2706-LN-16-16</b>
1-5/8"-12	1-1/4"-11.5	<b>2706-LN-20-20</b>
1-7/8"-12	1-1/2"-11.5	<b>2706-LN-24-24</b>
2-1/2"-12	2"-11.5	<b>2706-LN-32-32</b>



**2709-LN JIC TO ORB BULKHEAD**  
Includes Jam Nut

1 Male JIC	2 Male ORB	Part Number
7/16"-20	7/16"-20	<b>2709-LN-04-04</b>
9/16"-18	9/16"-18	<b>2709-LN-06-06</b>
3/4"-16	3/4"-16	<b>2709-LN-08-08</b>
7/8"-14	7/8"-14	<b>2709-LN-10-10</b>
1-1/16"-12	1-1/16"-12	<b>2709-LN-12-12</b>
1-5/16"-12	1-5/16"-12	<b>2709-LN-16-16</b>



**6400 JIC TO ORB**

1 Male JIC	2 Male ORB	Part Number
5/16"-24	5/16"-24	<b>6400-02-02</b>
3/8"-24	3/8"-24	<b>6400-03-03</b>
7/16"-20	3/8"-24	<b>6400-04-03</b>
7/16"-20	7/16"-20	<b>6400-04-04</b>
7/16"-20	1/2"-20	<b>6400-04-05</b>
7/16"-20	9/16"-18	<b>6400-04-06</b>
7/16"-20	3/4"-16	<b>6400-04-08</b>
1/2"-20	7/16"-20	<b>6400-05-04</b>
1/2"-20	1/2"-20	<b>6400-05-05</b>
1/2"-20	9/16"-18	<b>6400-05-06</b>
9/16"-18	7/16"-20	<b>6400-06-04</b>
9/16"-18	1/2"-20	<b>6400-06-05</b>
9/16"-18	9/16"-18	<b>6400-06-06</b>
9/16"-18	3/4"-16	<b>6400-06-08</b>
9/16"-18	7/8"-14	<b>6400-06-10</b>
9/16"-18	1-1/16"-12	<b>6400-06-12</b>
3/4"-16	7/16"-20	<b>6400-08-04</b>
3/4"-16	9/16"-18	<b>6400-08-06</b>
3/4"-16	3/4"-16	<b>6400-08-08</b>
3/4"-16	7/8"-14	<b>6400-08-10</b>
3/4"-16	1-1/16"-12	<b>6400-08-12</b>
3/4"-16	1-5/16"-12	<b>6400-08-16</b>
7/8"-14	9/16"-18	<b>6400-10-06</b>
7/8"-14	3/4"-16	<b>6400-10-08</b>
7/8"-14	7/8"-14	<b>6400-10-10</b>
7/8"-14	1-1/16"-12	<b>6400-10-12</b>
7/8"-14	1-5/16"-12	<b>6400-10-16</b>
1-1/16"-12	3/4"-16	<b>6400-12-08</b>
1-1/16"-12	7/8"-14	<b>6400-12-10</b>
1-1/16"-12	1-1/16"-12	<b>6400-12-12</b>
1-1/16"-12	1-3/16"-12	<b>6400-12-14</b>
1-1/16"-12	1-5/16"-12	<b>6400-12-16</b>
1-1/16"-12	1-5/8"-12	<b>6400-12-20</b>
1-3/16"-12	1-1/16"-12	<b>6400-14-12</b>
1-3/16"-12	1-3/16"-12	<b>6400-14-14</b>
1-5/16"-12	7/8"-14	<b>6400-16-10</b>
1-5/16"-12	1-1/16"-12	<b>6400-16-12</b>
1-5/16"-12	1-5/16"-12	<b>6400-16-16</b>
1-5/16"-12	1-5/8"-12	<b>6400-16-20</b>
1-5/16"-12	1-7/8"-12	<b>6400-16-24</b>



**6400 JIC TO ORB**  
CONTINUED

1 Male JIC	2 Male ORB	Part Number
1-5/8"-12	1-1/16"-12	<b>6400-20-12</b>
1-5/8"-12	1-5/16"-12	<b>6400-20-16</b>
1-5/8"-12	1-5/8"-12	<b>6400-20-20</b>
1-5/8"-12	1-7/8"-12	<b>6400-20-24</b>
1-5/8"-12	2-1/2"-12	<b>6400-20-32</b>
1-7/8"-12	1-5/16"-12	<b>6400-24-16</b>
1-7/8"-12	1-5/8"-12	<b>6400-24-20</b>
1-7/8"-12	1-7/8"-12	<b>6400-24-24</b>
1-7/8"-12	2-1/2"-12	<b>6400-24-32</b>
2-1/2"-12	1-5/8"-12	<b>6400-32-20</b>
2-1/2"-12	1-7/8"-12	<b>6400-32-24</b>
2-1/2"-12	2-1/2"-12	<b>6400-32-32</b>



**6400-L JIC TO ORB LONG**

1 Male JIC	2 Male ORB	Part Number
7/16"-20	7/16"-20	<b>6400-L-04-04</b>
1/2"-20	1/2"-20	<b>6400-L-05-05</b>
9/16"-18	9/16"-18	<b>6400-L-06-06</b>
9/16"-18	3/4"-16	<b>6400-L-06-08</b>
3/4"-16	3/4"-16	<b>6400-L-08-08</b>
3/4"-16	7/8"-14	<b>6400-L-08-10</b>
7/8"-14	7/8"-14	<b>6400-L-10-10</b>
1-1/16"-12	7/8"-14	<b>6400-L-12-10</b>
1-1/16"-12	1-1/16"-12	<b>6400-L-12-12</b>
1-1/16"-12	1-1/16"-12	<b>6400-L-12-12</b>
1-1/16"-12	1-5/16"-12	<b>6400-L-12-16</b>
1-5/16"-12	1-1/16"-12	<b>6400-L-16-12</b>
1-5/16"-12	1-5/16"-12	<b>6400-L-16-16</b>
1-5/8"-12	1-5/16"-12	<b>6400-L-20-16</b>
1-5/8"-12	1-5/8"-12	<b>6400-L-20-20</b>
1-7/8"-12	1-7/8"-12	<b>6400-L-24-24</b>

JIC ADAPTERS



**6402 ORB TO JIC**

1 Male ORB	2 Female JIC	Part Number
7/16"-20	7/16"-20	<b>6402-04-04</b>
1/2"-20	1/2"-20	<b>6402-05-05</b>
9/16"-18	7/16"-20	<b>6402-06-04</b>
9/16"-18	9/16"-18	<b>6402-06-06</b>
9/16"-18	3/4"-16	<b>6402-06-08</b>
3/4"-16	9/16"-18	<b>6402-08-06</b>
3/4"-16	3/4"-16	<b>6402-08-08</b>
3/4"-16	7/8"-14	<b>6402-08-10</b>
7/8"-14	3/4"-16	<b>6402-10-08</b>
7/8"-14	7/8"-14	<b>6402-10-10</b>
7/8"-14	1-1/16"-12	<b>6402-10-12</b>
1-1/16"-12	7/8"-14	<b>6402-12-10</b>
1-1/16"-12	1-1/16"-12	<b>6402-12-12</b>
1-1/16"-12	1-5/16"-12	<b>6402-12-16</b>
1-5/16"-12	1-1/16"-12	<b>6402-16-12</b>
1-5/16"-12	1-5/16"-12	<b>6402-16-16</b>
1-5/16"-12	1-5/8"-12	<b>6402-16-20</b>
1-5/8"-12	1-5/8"-12	<b>6402-20-20</b>
1-7/8"-12	1-7/8"-12	<b>6402-24-24</b>



**6500 JIC SWIVEL 90°**

1 Male JIC	2 Female JIC	Part Number
5/16"-24	5/16"-24	<b>6500-02-02</b>
3/8"-24	3/8"-24	<b>6500-03-03</b>
7/16"-20	7/16"-20	<b>6500-04-04</b>
7/16"-20	9/16"-18	<b>6500-04-06</b>
1/2"-20	1/2"-20	<b>6500-05-05</b>
9/16"-18	7/16"-20	<b>6500-06-04</b>
9/16"-18	9/16"-18	<b>6500-06-06</b>
9/16"-18	3/4"-16	<b>6500-06-08</b>
3/4"-16	9/16"-18	<b>6500-08-06</b>
3/4"-16	3/4"-16	<b>6500-08-08</b>
3/4"-16	7/8"-14	<b>6500-08-10</b>
7/8"-14	3/4"-16	<b>6500-10-08</b>
7/8"-14	7/8"-14	<b>6500-10-10</b>
7/8"-14	1-1/16"-12	<b>6500-10-12</b>
1-1/16"-12	7/8"-14	<b>6500-12-10</b>
1-1/16"-12	1-1/16"-12	<b>6500-12-12</b>
1-1/16"-12	1-5/16"-12	<b>6500-12-16</b>
1-5/16"-12	1-5/16"-12	<b>6500-16-16</b>
1-5/8"-12	1-5/8"-12	<b>6500-20-20</b>
1-7/8"-12	1-7/8"-12	<b>6500-24-24</b>
2-1/2"-12	2-1/2"-12	<b>6500-32-32</b>



**6501 JIC SWIVEL TO PIPE 90°**

1 Female JIC	2 Male Pipe	Part Number
7/16"-20	1/8"-27	<b>6501-04-02</b>
7/16"-20	1/4"-18	<b>6501-04-04</b>
7/16"-20	3/8"-18	<b>6501-04-06</b>
1/2"-20	1/8"-27	<b>6501-05-02</b>
1/2"-20	1/4"-18	<b>6501-05-04</b>
9/16"-18	1/4"-18	<b>6501-06-04</b>
9/16"-18	3/8"-18	<b>6501-06-06</b>
9/16"-18	1/2"-14	<b>6501-06-08</b>
3/4"-16	3/8"-18	<b>6501-08-06</b>
3/4"-16	1/2"-14	<b>6501-08-08</b>
3/4"-16	3/4"-14	<b>6501-08-12</b>
7/8"-14	1/2"-14	<b>6501-10-08</b>
1-1/16"-12	1/2"-14	<b>6501-12-08</b>
1-1/16"-12	3/4"-14	<b>6501-12-12</b>
1-5/16"-12	1"-11.5	<b>6501-16-16</b>
1-5/8"-12	1-1/4"-11.5	<b>6501-20-20</b>
1-7/8"-12	1-1/2"-11.5	<b>6501-24-24</b>
2-1/2"-12	2"-11.5	<b>6501-32-32</b>



**6502 JIC SWIVEL 45°**

1 Male JIC	2 Female JIC	Part Number
5/16"-24	5/16"-24	<b>6502-02-02</b>
3/8"-24	3/8"-24	<b>6502-03-03</b>
7/16"-20	7/16"-20	<b>6502-04-04</b>
1/2"-20	1/2"-20	<b>6502-05-05</b>
9/16"-18	9/16"-18	<b>6502-06-06</b>
3/4"-16	3/4"-16	<b>6502-08-08</b>
7/8"-14	7/8"-14	<b>6502-10-10</b>
1-1/16"-12	1-1/16"-12	<b>6502-12-12</b>
1-5/16"-12	1-5/16"-12	<b>6502-16-16</b>
1-5/8"-12	1-5/8"-12	<b>6502-20-20</b>
1-7/8"-12	1-7/8"-12	<b>6502-24-24</b>
2-1/2"-12	2-1/2"-12	<b>6502-32-32</b>



**6503 JIC SWIVEL TO PIPE 90°**

1 Female JIC	2 Female Pipe	Part Number
7/16"-20	1/4"-18	<b>6503-04-04</b>
7/16"-20	3/8"-18	<b>6503-04-06</b>
9/16"-18	1/4"-18	<b>6503-06-04</b>
9/16"-18	3/8"-18	<b>6503-06-06</b>
9/16"-18	1/2"-14	<b>6503-06-08</b>
3/4"-16	3/8"-18	<b>6503-08-06</b>
3/4"-16	1/2"-14	<b>6503-08-08</b>
7/8"-14	1/2"-14	<b>6503-10-08</b>
1-1/16"-12	3/4"-14	<b>6503-12-12</b>
1-5/16"-12	1"-11.5	<b>6503-16-16</b>
1-5/8"-12	1-1/4"-11.5	<b>6503-20-20</b>



**6504 JIC SWIVEL EXTENDER**

1 Male JIC	2 Female JIC	Part Number
7/16"-20	7/16"-20	<b>6504-04-04</b>
1/2"-20	1/2"-20	<b>6504-05-05</b>
9/16"-18	9/16"-18	<b>6504-06-06</b>
3/4"-16	3/4"-16	<b>6504-08-08</b>
7/8"-14	7/8"-14	<b>6504-10-10</b>
1-1/16"-12	1-1/16"-12	<b>6504-12-12</b>
1-5/16"-12	1-5/16"-12	<b>6504-16-16</b>
1-5/8"-12	1-5/8"-12	<b>6504-20-20</b>
1-7/8"-12	1-7/8"-12	<b>6504-24-24</b>
2-1/2"-12	2-1/2"-12	<b>6504-32-32</b>



**6505 JIC SWIVEL TO PIPE**

1 Female JIC	2 Male Pipe	Part Number
5/16"-24	1/4"-18	6505-02-04
7/16"-20	1/8"-27	6505-04-02
7/16"-20	1/4"-18	6505-04-04
7/16"-20	3/8"-18	6505-04-06
1/2"-20	1/8"-27	6505-05-02
1/2"-20	1/4"-18	6505-05-04
9/16"-18	1/4"-18	6505-06-04
9/16"-18	3/8"-18	6505-06-06
9/16"-18	1/2"-14	6505-06-08
3/4"-16	1/4"-18	6505-08-04
3/4"-16	3/8"-18	6505-08-06
3/4"-16	1/2"-14	6505-08-08
3/4"-16	3/4"-14	6505-08-12
7/8"-14	3/8"-18	6505-10-06
7/8"-14	1/2"-14	6505-10-08
7/8"-14	3/4"-14	6505-10-12
1-1/16"-12	1/2"-14	6505-12-08
1-1/16"-12	3/4"-14	6505-12-12
1-5/16"-12	3/4"-14	6505-16-12
1-5/16"-12	1"-11.5	6505-16-16
1-5/8"-12	1-1/4"-11.5	6505-20-20
1-7/8"-12	1-1/2"-11.5	6505-24-24
2-1/2"-12	2"-11.5	6505-32-32



**6506 JIC SWIVEL TO PIPE**

1 Female JIC	2 Female Pipe	Part Number
5/16"-24	1/4"-18	6506-02-04
7/16"-20	1/8"-27	6506-04-02
7/16"-20	1/4"-18	6506-04-04
1/2"-20	1/4"-18	6506-05-04
9/16"-18	1/4"-18	6506-06-04
9/16"-18	3/8"-18	6506-06-06
9/16"-18	1/2"-14	6506-06-08
3/4"-16	1/4"-18	6506-08-04
3/4"-16	3/8"-18	6506-08-06
3/4"-16	1/2"-14	6506-08-08
7/8"-14	3/8"-18	6506-10-06
7/8"-14	1/2"-14	6506-10-08
7/8"-14	3/4"-14	6506-10-12
1-1/16"-12	1/2"-14	6506-12-08
1-1/16"-12	3/4"-14	6506-12-12
1-5/16"-12	1"-11.5	6506-16-16
1-5/8"-12	1-1/4"-11.5	6506-20-20
1-7/8"-12	1-1/2"-11.5	6506-24-24
2-1/2"-12	2"-11.5	6506-32-32



**6510 JIC SWIVEL UNION**

Female JIC	Part Number
5/16"-24	6510-02-02
7/16"-20	6510-04-04
9/16"-18	6510-06-06
3/4"-16	6510-08-08
7/8"-14	6510-10-10
1-1/16"-12	6510-12-12
1-5/16"-12	6510-16-16
1-5/8"-12	6510-20-20
1-7/8"-12	6510-24-24
2-1/2"-12	6510-32-32



**6606 JIC SWIVEL BRANCH TEE**

All Sides JIC	Part Number
5/16"-24	6603-03-03-03
7/16"-20	6603-04-04-04
1/2"-20	6603-05-05-05
9/16"-18	6603-06-06-06
3/4"-16	6603-08-08-08
7/8"-14	6603-10-10-10
1-1/16"-12	6603-12-12-12
1-5/16"-12	6603-16-16-16



**6600 JIC SWIVEL BRANCH TEE**

All Sides JIC	Part Number
5/16"-24	6600-03-03-03
7/16"-20	6600-04-04-04
1/2"-20	6600-05-05-05
9/16"-18	6600-06-06-06
3/4"-16	6600-08-08-08
7/8"-14	6600-10-10-10
1-1/16"-12	6600-12-12-12
1-5/16"-12	6600-16-16-16
1-5/8"-12	6600-20-20-20
1-7/8"-12	6600-24-24-24
2-1/2"-12	6600-32-32-32



**6602 JIC SWIVEL RUN TEE**

All Sides JIC	Part Number
5/16"-24	6602-03-03-03
7/16"-20	6602-04-04-04
1/2"-20	6602-05-05-05
9/16"-18	6602-06-06-06
3/4"-16	6602-08-08-08
7/8"-14	6602-10-10-10
1-1/16"-12	6602-12-12-12
1-5/16"-12	6602-16-16-16
1-5/8"-12	6602-20-20-20
1-7/8"-12	6602-24-24-24
2-1/2"-12	6602-32-32-32



**6603 JIC SWIVEL BRANCH TEE**

All Sides JIC	Part Number
5/16"-24	6603-03-03-03
7/16"-20	6603-04-04-04
1/2"-20	6603-05-05-05
9/16"-18	6603-06-06-06
3/4"-16	6603-08-08-08
7/8"-14	6603-10-10-10
1-1/16"-12	6603-12-12-12
1-5/16"-12	6603-16-16-16
1-5/8"-12	6603-20-20-20
1-7/8"-12	6603-24-24-24
2-1/2"-12	6603-32-32-32

JIC ADAPTERS



**6801 JIC TO ORB 90°**

1 Male JIC	2 Male ORB	Part Number
5/16"-24	5/16"-24	<b>6801-02-02</b>
3/8"-24	3/8"-24	<b>6801-03-03</b>
7/16"-20	5/16"-24	<b>6801-04-02</b>
7/16"-20	3/8"-24	<b>6801-04-03</b>
7/16"-20	7/16"-20	<b>6801-04-04</b>
7/16"-20	1/2"-20	<b>6801-04-05</b>
7/16"-20	9/16"-18	<b>6801-04-06</b>
7/16"-20	3/4"-16	<b>6801-04-08</b>
1/2"-20	7/16"-20	<b>6801-05-04</b>
1/2"-20	1/2"-20	<b>6801-05-05</b>
1/2"-20	9/16"-18	<b>6801-05-06</b>
9/16"-18	7/16"-20	<b>6801-06-04</b>
9/16"-18	1/2"-20	<b>6801-06-05</b>
9/16"-18	9/16"-18	<b>6801-06-06</b>
9/16"-18	3/4"-16	<b>6801-06-08</b>
9/16"-18	7/8"-14	<b>6801-06-10</b>
9/16"-18	1-1/16"-12	<b>6801-06-12</b>
3/4"-16	7/16"-20	<b>6801-08-04</b>
3/4"-16	9/16"-18	<b>6801-08-06</b>
3/4"-16	3/4"-16	<b>6801-08-08</b>
3/4"-16	7/8"-14	<b>6801-08-10</b>
3/4"-16	1-1/16"-12	<b>6801-08-12</b>
3/4"-16	1-5/16"-12	<b>6801-08-16</b>
7/8"-14	9/16"-18	<b>6801-10-06</b>
7/8"-14	3/4"-16	<b>6801-10-08</b>
7/8"-14	7/8"-14	<b>6801-10-10</b>
7/8"-14	1-1/16"-12	<b>6801-10-12</b>
7/8"-14	1-5/16"-12	<b>6801-10-16</b>
1-1/16"-12	3/4"-16	<b>6801-12-08</b>
1-1/16"-12	7/8"-14	<b>6801-12-10</b>
1-1/16"-12	1-1/16"-12	<b>6801-12-12</b>
1-1/16"-12	1-5/16"-12	<b>6801-12-16</b>
1-1/16"-12	1-5/8"-12	<b>6801-12-20</b>
1-5/16"-12	1-1/16"-12	<b>6801-16-12</b>
1-5/16"-12	1-5/16"-12	<b>6801-16-16</b>
1-5/16"-12	1-5/8"-12	<b>6801-16-20</b>
1-5/16"-12	1-7/8"-12	<b>6801-16-24</b>
1-5/8"-12	1-1/16"-12	<b>6801-20-12</b>
1-5/8"-12	1-5/16"-12	<b>6801-20-16</b>
1-5/8"-12	1-5/8"-12	<b>6801-20-20</b>
1-5/8"-12	1-7/8"-12	<b>6801-20-24</b>
1-7/8"-12	1-5/8"-12	<b>6801-24-20</b>
1-7/8"-12	1-7/8"-12	<b>6801-24-24</b>
1-7/8"-12	2-1/2"-12	<b>6801-24-32</b>
2-1/2"-12	1-5/8"-12	<b>6801-32-20</b>
2-1/2"-12	1-7/8"-12	<b>6801-32-24</b>
2-1/2"-12	2-1/2"-12	<b>6801-32-32</b>



**6801-L JIC TO ORB 90° LONG**

1 Male JIC	2 Male ORB	Drop (In)	Part Number
7/16"-20	7/16"-20	1.19	<b>6801-L-04-04</b>
7/16"-20	9/16"-18	1.66	<b>6801-L-04-06</b>
9/16"-18	9/16"-18	1.66	<b>6801-L-06-06</b>
9/16"-18	3/4"-16	1.81	<b>6801-L-06-08</b>
9/16"-18	7/8"-14	2.10	<b>6801-L-06-10</b>
3/4"-16	3/4"-16	1.75	<b>6801-L-08-06</b>
3/4"-16	3/4"-16	1.81	<b>6801-L-08-08</b>
3/4"-16	7/8"-14	2.16	<b>6801-L-08-10</b>
7/8"-14	3/4"-16	2.10	<b>6801-L-10-08</b>
7/8"-14	7/8"-14	2.16	<b>6801-L-10-10</b>
1-1/16"-12	1-1/16"-12	2.47	<b>6801-L-12-12</b>
1-5/16"-12	1-5/16"-12	3.06	<b>6801-L-16-16</b>
1-5/8"-12	1-5/8"-12	3.48	<b>6801-L-20-20</b>



**6801-LL JIC TO ORB 90° X-LONG**

1 Male JIC	2 Male ORB	Drop (In)	Part Number
7/16"-20	7/16"-20	1.73	<b>6801-LL-04-04</b>
7/16"-20	9/16"-18	2.25	<b>6801-LL-04-06</b>
9/16"-18	9/16"-18	2.08	<b>6801-LL-06-06</b>
9/16"-18	3/4"-16	2.49	<b>6801-LL-06-08</b>
3/4"-16	9/16"-18	2.35	<b>6801-LL-08-06</b>
3/4"-16	3/4"-16	2.48	<b>6801-LL-08-08</b>
3/4"-16	7/8"-14	2.35	<b>6801-LL-08-10</b>
7/8"-14	3/4"-16	2.56	<b>6801-LL-10-08</b>
7/8"-14	7/8"-14	3.25	<b>6801-LL-10-10</b>
1-1/16"-12	3/4"-16	2.67	<b>6801-LL-12-08</b>
1-1/16"-12	1-1/16"-12	3.34	<b>6801-LL-12-12</b>
1-5/16"-12	1-1/16"-12	3.47	<b>6801-LL-16-12</b>
1-5/16"-12	1-5/16"-12	3.72	<b>6801-LL-16-16</b>
1-5/8"-12	1-5/8"-12	4.41	<b>6801-LL-20-20</b>



**6801-LL JIC TO ORB 90° XX-LONG**

1 Male JIC	2 Male ORB	Drop (In)	Part Number
7/16"-20	7/16"-20	1.73	<b>6801-LLL-04-04</b>
7/16"-20	9/16"-18	2.25	<b>6801-LLL-06-06</b>
9/16"-18	9/16"-18	2.08	<b>6801-LLL-06-08</b>
9/16"-18	3/4"-16	2.49	<b>6801-LLL-08-08</b>
3/4"-16	9/16"-18	2.35	<b>6801-LLL-10-10</b>
3/4"-16	3/4"-16	2.48	<b>6801-LLL-12-08</b>



**6802 JIC TO ORB 45°**

1 Male JIC	2 Male ORB	Part Number
5/16"-24	5/16"-24	<b>6802-02-02</b>
3/8"-24	3/8"-24	<b>6802-03-03</b>
7/16"-20	7/16"-20	<b>6802-04-04</b>
7/16"-20	1/2"-20	<b>6802-04-05</b>
7/16"-20	9/16"-18	<b>6802-04-06</b>
7/16"-20	3/4"-16	<b>6802-04-08</b>
1/2"-20	7/16"-20	<b>6802-05-04</b>
1/2"-20	1/2"-20	<b>6802-05-05</b>
1/2"-20	9/16"-18	<b>6802-05-06</b>
9/16"-18	7/16"-20	<b>6802-06-04</b>
9/16"-18	1/2"-20	<b>6802-06-05</b>
9/16"-18	9/16"-18	<b>6802-06-06</b>
9/16"-18	3/4"-16	<b>6802-06-08</b>
9/16"-18	7/8"-14	<b>6802-06-10</b>
3/4"-16	9/16"-18	<b>6802-08-06</b>
3/4"-16	3/4"-16	<b>6802-08-08</b>
3/4"-16	7/8"-14	<b>6802-08-10</b>
3/4"-16	1-1/16"-12	<b>6802-08-12</b>
7/8"-14	3/4"-16	<b>6802-10-08</b>
7/8"-14	7/8"-14	<b>6802-10-10</b>
7/8"-14	1-1/16"-12	<b>6802-10-12</b>
1-1/16"-12	3/4"-16	<b>6802-12-08</b>
1-1/16"-12	7/8"-14	<b>6802-12-10</b>
1-1/16"-12	1-1/16"-12	<b>6802-12-12</b>
1-1/16"-12	1-5/16"-12	<b>6802-12-16</b>
1-5/16"-12	1-1/16"-12	<b>6802-16-12</b>
1-5/16"-12	1-5/16"-12	<b>6802-16-16</b>
1-5/8"-12	1-5/16"-12	<b>6802-20-16</b>
1-5/8"-12	1-5/8"-12	<b>6802-20-20</b>
1-5/8"-12	1-7/8"-12	<b>6802-20-24</b>
1-7/8"-12	1-5/8"-12	<b>6802-24-20</b>
1-7/8"-12	1-7/8"-12	<b>6802-24-24</b>
2-1/2"-12	2-1/2"-12	<b>6802-32-32</b>



**6803 JIC TO ORB RUN TEE**

1 Male JIC	2 Male ORB	3 Male JIC	Part Number
7/16"-20	7/16"-20	7/16"-20	<b>6803-04-04-04</b>
7/16"-20	7/16"-20	9/16"-18	<b>6803-04-04-06</b>
1/2"-20	1/2"-20	1/2"-20	<b>6803-05-05-05</b>
1/2"-20	1/2"-20	9/16"-18	<b>6803-05-05-06</b>
9/16"-18	9/16"-18	9/16"-18	<b>6803-06-06-06</b>
9/16"-18	9/16"-18	3/4"-16	<b>6803-06-06-08</b>
9/16"-18	3/4"-16	3/4"-16	<b>6803-06-08-08</b>
3/4"-16	9/16"-18	3/4"-16	<b>6803-08-06-08</b>
3/4"-16	3/4"-16	9/16"-18	<b>6803-08-08-06</b>
3/4"-16	3/4"-16	3/4"-16	<b>6803-08-08-08</b>
3/4"-16	3/4"-16	7/8"-14	<b>6803-08-08-10</b>
3/4"-16	3/4"-16	1-1/16"-12	<b>6803-08-08-12</b>
7/8"-14	7/8"-14	3/4"-16	<b>6803-10-10-08</b>
7/8"-14	7/8"-14	7/8"-14	<b>6803-10-10-10</b>
1-1/16"-12	1-1/16"-12	3/4"-16	<b>6803-12-12-08</b>
1-1/16"-12	1-1/16"-12	7/8"-14	<b>6803-12-12-10</b>
1-1/16"-12	1-1/16"-12	1-1/16"-12	<b>6803-12-12-12</b>
1-1/16"-12	1-1/16"-12	1-5/16"-12	<b>6803-12-12-16</b>
1-5/16"-12	1-5/16"-12	1-1/16"-12	<b>6803-16-16-12</b>
1-5/16"-12	1-5/16"-12	1-5/16"-12	<b>6803-16-16-16</b>
1-5/8"-12	1-5/8"-12	1-5/8"-12	<b>6803-20-20-20</b>
1-7/8"-12	1-7/8"-12	1-7/8"-12	<b>6803-24-24-24</b>
2-1/2"-12	2-1/2"-12	2-1/2"-12	<b>6803-32-32-32</b>



**DID YOU KNOW?**

WE OFFER ADAPTER KITS DESIGNED TO REDUCE DOWNTIME BY KEEPING THE MOST COMMONLY USED FITTINGS ORGANIZED AND ON HAND. INSTEAD OF SEARCHING FOR INDIVIDUAL PIECES, YOU HAVE WHAT YOU NEED READY TO GO—SAVING TIME ON REPAIRS AND KEEPING EQUIPMENT RUNNING.

JIC ADAPTERS



Refer to technical section for correct selection, installation, and usage of hose and fittings prior to service.





**6804 JIC TO ORB BRANCH TEE**

1 Male JIC	2 Male JIC	3 Male ORB	Part Number
7/16"-20	7/16"-20	7/16"-20	<b>6804-04-04-04</b>
7/16"-20	7/16"-20	9/16"-18	<b>6804-04-06-04</b>
1/2"-20	1/2"-20	1/2"-20	<b>6804-04-06-06</b>
1/2"-20	1/2"-20	9/16"-18	<b>6804-05-05-05</b>
9/16"-18	9/16"-18	9/16"-18	<b>6804-06-04-06</b>
9/16"-18	9/16"-18	3/4"-16	<b>6804-06-06-06</b>
9/16"-18	3/4"-16	3/4"-16	<b>6804-06-06-08</b>
3/4"-16	9/16"-18	3/4"-16	<b>6804-06-08-06</b>
3/4"-16	3/4"-16	9/16"-18	<b>6804-08-06-08</b>
3/4"-16	3/4"-16	3/4"-16	<b>6804-08-08-08</b>
3/4"-16	3/4"-16	7/8"-14	<b>6804-08-10-08</b>
3/4"-16	3/4"-16	1-1/16"-12	<b>6804-10-08-08</b>
7/8"-14	7/8"-14	3/4"-16	<b>6804-10-10-10</b>
7/8"-14	7/8"-14	7/8"-14	<b>6804-10-12-10</b>
1-1/16"-12	1-1/16"-12	3/4"-16	<b>6804-12-10-12</b>
1-1/16"-12	1-1/16"-12	7/8"-14	<b>6804-12-12-12</b>
1-1/16"-12	1-1/16"-12	1-1/16"-12	<b>6804-12-12-16</b>
1-1/16"-12	1-1/16"-12	1-5/16"-12	<b>6804-12-16-12</b>
1-5/16"-12	1-5/16"-12	1-1/16"-12	<b>6804-16-12-16</b>
1-5/16"-12	1-5/16"-12	1-5/16"-12	<b>6804-16-16-16</b>
1-5/8"-12	1-5/8"-12	1-5/8"-12	<b>6804-20-20-20</b>
1-7/8"-12	1-7/8"-12	1-7/8"-12	<b>6804-24-24-24</b>
2-1/2"-12	2-1/2"-12	2-1/2"-12	<b>6804-32-32-32</b>



**6809 ORB TO JIC SWIVEL 90°**

1 Female JIC	2 Male ORB	Part Number
7/16"-20	7/16"-20	<b>6809-04-04</b>
9/16"-18	7/16"-20	<b>6809-06-04</b>
9/16"-18	9/16"-18	<b>6809-06-06</b>
3/4"-16	9/16"-18	<b>6809-08-06</b>
3/4"-16	3/4"-16	<b>6809-08-08</b>
3/4"-16	7/8"-14	<b>6809-08-10</b>
7/8"-14	3/4"-16	<b>6809-10-08</b>
7/8"-14	7/8"-14	<b>6809-10-10</b>
1-1/16"-12	3/4"-16	<b>6809-12-08</b>
1-1/16"-12	1-1/16"-12	<b>6809-12-12</b>
1-5/16"-12	1-5/16"-12	<b>6809-16-16</b>
1-5/8"-12	1-5/8"-12	<b>6809-20-20</b>
1-7/8"-12	1-7/8"-12	<b>6809-24-24</b>


**6403 ORB UNION**

1 Male ORB	2 Male ORB	Part Number
7/16"-20	7/16"-20	<b>6403-04-04</b>
9/16"-18	7/16"-20	<b>6403-06-04</b>
9/16"-18	9/16"-18	<b>6403-06-06</b>
3/4"-16	3/4"-16	<b>6403-08-08</b>
7/8"-14	3/4"-16	<b>6403-10-08</b>
7/8"-14	7/8"-14	<b>6403-10-10</b>
1-1/16"-12	3/4"-16	<b>6403-12-08</b>
1-1/16"-12	7/8"-14	<b>6403-12-10</b>
1-1/16"-12	1-1/16"-12	<b>6403-12-12</b>
1-5/16"-12	1-1/16"-12	<b>6403-16-12</b>
1-5/16"-12	1-5/16"-12	<b>6403-16-16</b>
1-5/8"-12	1-5/16"-12	<b>6403-20-16</b>
1-5/8"-12	1-5/8"-12	<b>6403-20-20</b>
1-7/8"-12	1-5/8"-12	<b>6403-24-20</b>
1-7/8"-12	1-7/8"-12	<b>6403-24-24</b>
2-1/2"-12	2-1/2"-12	<b>6403-32-32</b>

**6408 ORB HEX PLUG**

Male ORB	Part Number
5/16"-24	<b>6408-02</b>
3/8"-24	<b>6408-03</b>
7/16"-20	<b>6408-04</b>
1/2"-20	<b>6408-05</b>
9/16"-18	<b>6408-06</b>
3/4"-16	<b>6408-08</b>
7/8"-14	<b>6408-10</b>
1-1/16"-12	<b>6408-12</b>
1-3/16"-12	<b>6408-14</b>
1-5/16"-12	<b>6408-16</b>
1-5/8"-12	<b>6408-20</b>
1-7/8"-12	<b>6408-24</b>
2-1/2"-12	<b>6408-32</b>

**6408-HHP ORB ALLEN PLUG**

Male ORB	Part Number
5/16"-24	<b>6408-HHP-02</b>
3/8"-24	<b>6408-HHP-03</b>
7/16"-20	<b>6408-HHP-04</b>
1/2"-20	<b>6408-HHP-05</b>
9/16"-18	<b>6408-HHP-06</b>
3/4"-16	<b>6408-HHP-08</b>
7/8"-14	<b>6408-HHP-10</b>
1-1/16"-12	<b>6408-HHP-12</b>
1-3/16"-12	<b>6408-HHP-14</b>
1-5/16"-12	<b>6408-HHP-16</b>
1-5/8"-12	<b>6408-HHP-20</b>
1-7/8"-12	<b>6408-HHP-24</b>
2-1/2"-12	<b>6408-HHP-32</b>


**6410 ORB REDUCER/EXPANDER**

1 Male ORB	2 Female ORB	Part Number
7/16"-20	7/16"-20	<b>6410-04-04</b>
7/16"-20	1/2"-20	<b>6410-04-05</b>
7/16"-20	9/16"-18	<b>6410-04-06</b>
7/16"-20	3/4"-16	<b>6410-04-08</b>
1/2"-20	7/16"-20	<b>6410-05-04</b>
1/2"-20	9/16"-18	<b>6410-05-06</b>
9/16"-18	7/16"-20	<b>6410-06-04</b>
9/16"-18	9/16"-18	<b>6410-06-06</b>
9/16"-18	3/4"-16	<b>6410-06-08</b>
3/4"-16	9/16"-18	<b>6410-08-06</b>
3/4"-16	3/4"-16	<b>6410-08-08</b>
3/4"-16	7/8"-14	<b>6410-08-10</b>
3/4"-16	1-1/16"-12	<b>6410-08-12</b>
7/8"-14	9/16"-18	<b>6410-10-06</b>
7/8"-14	3/4"-16	<b>6410-10-08</b>
7/8"-14	7/8"-14	<b>6410-10-10</b>
7/8"-14	1-1/16"-12	<b>6410-10-12</b>
1-1/16"-12	9/16"-18	<b>6410-12-06</b>
1-1/16"-12	3/4"-16	<b>6410-12-08</b>
1-1/16"-12	7/8"-14	<b>6410-12-10</b>
1-1/16"-12	1-1/16"-12	<b>6410-12-12</b>
1-1/16"-12	1-5/16"-12	<b>6410-12-16</b>
1-5/16"-12	7/8"-14	<b>6410-16-10</b>
1-5/16"-12	1-1/16"-12	<b>6410-16-12</b>
1-5/16"-12	1-5/16"-12	<b>6410-16-16</b>
1-5/16"-12	1-5/8"-12	<b>6410-16-20</b>
1-5/8"-12	1-1/16"-12	<b>6410-20-12</b>
1-5/8"-12	1-5/16"-12	<b>6410-20-16</b>
1-5/8"-12	1-5/8"-12	<b>6410-20-20</b>
1-5/8"-12	1-7/8"-12	<b>6410-20-24</b>
1-7/8"-12	1-1/16"-12	<b>6410-24-12</b>
1-7/8"-12	1-5/16"-12	<b>6410-24-16</b>
1-7/8"-12	1-5/8"-12	<b>6410-24-20</b>
2-1/2"-12	1-5/8"-12	<b>6410-32-20</b>
2-1/2"-12	1-7/8"-12	<b>6410-32-24</b>

**6410-L ORB EXTENTION**

1 Male ORB	2 Female ORB	Length (in)	Part Number
7/16"-20	7/16"-20	1.25	<b>6410-L-04-04</b>
9/16"-18	9/16"-18	1.50	<b>6410-L-06-06</b>
3/4"-16	3/4"-16	1.75	<b>6410-L-08-08</b>
7/8"-14	7/8"-14	2.00	<b>6410-L-10-10</b>
1-1/16"-12	1-1/16"-12	2.38	<b>6410-L-12-12</b>



**6410-L ORB EXTENTION**

1 Male ORB	2 Female ORB	Length (in)	Part Number
7/16"-20	7/16"-20	1.25	<b>6410-L-04-04</b>
9/16"-18	9/16"-18	1.50	<b>6410-L-06-06</b>
3/4"-16	3/4"-16	1.75	<b>6410-L-08-08</b>
7/8"-14	7/8"-14	2.00	<b>6410-L-10-10</b>
1-1/16"-12	1-1/16"-12	2.38	<b>6410-L-12-12</b>



**6832 ORB BRANCH TEE**

FxFxM ORB	Part Number
9/16"-18	<b>6832-06-06-06</b>
3/4"-16	<b>6832-08-08-08</b>
1-5/16"-12	<b>6832-16-16-16</b>



**ORB 90 DUROMETER O' RINGS**

ORB Thread	Dash Size	Part Number (ea)
5/16"-24	#02	<b>568-902</b>
3/8"-24	#03	<b>568-903</b>
7/16"-20	#04	<b>568-904</b>
1/2"-20	#05	<b>568-905</b>
9/16"-18	#06	<b>568-906</b>
3/4"-16	#08	<b>568-908</b>
7/8"-14	#10	<b>568-910</b>
1-1/16"-12	#12	<b>568-912</b>
1-3/16"-12	#14	<b>568-914</b>
1-5/16"-12	#16	<b>568-916</b>
1-5/8"-12	#20	<b>568-920</b>
1-7/8"-12	#24	<b>568-924</b>
2-1/2"-12	#32	<b>568-932</b>



**6815 ORB STREET ELBOW 90°**

1 Male ORB	2 Female ORB	Part Number
7/16"-20	7/16"-20	<b>6815-04-04</b>
7/16"-20	9/16"-18	<b>6815-04-06</b>
9/16"-18	7/16"-20	<b>6815-06-04</b>
9/16"-18	9/16"-18	<b>6815-06-06</b>
9/16"-18	3/4"-16	<b>6815-06-08</b>
3/4"-16	9/16"-18	<b>6815-08-06</b>
3/4"-16	3/4"-16	<b>6815-08-08</b>
7/8"-14	7/8"-14	<b>6815-10-10</b>
1-1/16"-12	7/8"-14	<b>6815-12-10</b>
1-1/16"-12	1-1/16"-12	<b>6815-12-12</b>
1-5/16"-12	1-5/16"-12	<b>6815-16-16</b>
1-5/8"-12	1-5/8"-12	<b>6815-20-20</b>



**6815 ORB STREET ELBOW 90°**

1 Male ORB	2 Female ORB	Part Number
7/16"-20	7/16"-20	<b>6815-04-04</b>
7/16"-20	9/16"-18	<b>6815-04-06</b>
9/16"-18	7/16"-20	<b>6815-06-04</b>
9/16"-18	9/16"-18	<b>6815-06-06</b>
9/16"-18	3/4"-16	<b>6815-06-08</b>
3/4"-16	9/16"-18	<b>6815-08-06</b>
3/4"-16	3/4"-16	<b>6815-08-08</b>
7/8"-14	7/8"-14	<b>6815-10-10</b>
1-1/16"-12	7/8"-14	<b>6815-12-10</b>
1-1/16"-12	1-1/16"-12	<b>6815-12-12</b>
1-5/16"-12	1-5/16"-12	<b>6815-16-16</b>
1-5/8"-12	1-5/8"-12	<b>6815-20-20</b>



**ORB 90 DUROMETER O' RINGS BULK BAGS**

ORB Thread	Dash Size	Qty/Bag	Part Number (ea)
7/16"-20	#04	110	<b>G-N90904/110</b>
9/16"-18	#06	80	<b>G-N90906/80</b>
3/4"-16	#08	50	<b>G-N90908/50</b>
7/8"-14	#10	40	<b>G-N90910/40</b>
1-1/16"-12	#12	25	<b>G-N90912/25</b>
1-3/16"-12	#14	25	<b>G-N90914/25</b>
1-5/16"-12	#16	20	<b>G-N90916/20</b>
1-5/8"-12	#20	15	<b>G-N90920/15</b>
1-7/8"-12	#24	15	<b>G-N90924/15</b>
2-1/2"-12	#32	10	<b>G-N90932/10</b>



**2708-LN PIPE BULKHEAD**  
INCLUDES JAM NUT

1 Male Pipe	2 Male Pipe	Part Number
1/4"-18	1/4"-18	<b>2708-LN-04-04</b>
3/8"-18	3/8"-18	<b>2708-LN-06-06</b>
1/2"-14	1/2"-14	<b>2708-LN-08-08</b>
3/4"-14	3/4"-14	<b>2708-LN-12-12</b>
1"-11.5	1"-11.5	<b>2708-LN-16-16</b>



**0404 BRAZE X PIPE**

1 Tube OD	2 Male Pipe	Part Number
3/8"	1/4"-18	<b>0404-06-04</b>
1/2"	3/8"-18	<b>0404-08-06</b>
1/2"	1/2"-14	<b>0404-08-08</b>
5/8"	1/2"-14	<b>0404-10-08</b>
3/4"	1/2"-14	<b>0404-12-08</b>
3/4"	3/4"-14	<b>0404-12-12</b>
1"	1"-11.5	<b>0404-16-16</b>
1-1/4"	1"-11.5	<b>0404-20-16</b>
1-1/4"	1-1/4"-11.5	<b>0404-20-20</b>
1-1/2"	1-1/2"-11.5	<b>0404-24-24</b>



**5000 PIPE COUPLING**

1 Female Pipe	2 Female Pipe	Part Number
1/8"-27	1/8"-27	<b>5000-02-02</b>
1/4"-18	1/8"-27	<b>5000-04-02</b>
1/4"-18	1/4"-18	<b>5000-04-04</b>
3/8"-18	1/8"-27	<b>5000-06-02</b>
3/8"-18	1/4"-18	<b>5000-06-04</b>
3/8"-18	3/8"-18	<b>5000-06-06</b>
1/2"-14	1/4"-18	<b>5000-08-04</b>
1/2"-14	3/8"-18	<b>5000-08-06</b>
1/2"-14	1/2"-14	<b>5000-08-08</b>
3/4"-14	1/2"-14	<b>5000-12-08</b>
3/4"-14	3/4"-14	<b>5000-12-12</b>
1"-11.5	3/4"-14	<b>5000-16-12</b>
1"-11.5	1"-11.5	<b>5000-16-16</b>
1-1/4"-11.5	1"-11.5	<b>5000-20-16</b>
1-1/4"-11.5	1-1/4"-11.5	<b>5000-20-20</b>
1-1/2"-11.5	1-1/4"-11.5	<b>5000-24-20</b>
1-1/2"-11.5	1-1/2"-11.5	<b>5000-24-24</b>
2"-11.5	2"-11.5	<b>5000-32-32</b>



**5404-C / N PIPE NIPPLE**



Pipe Size	Close	1-1/2" Long	2" Long	2-1/2" Long	3" Long	3-1/2" Long	4" Long
1/8"-27	<b>5404-CL-02</b>	<b>5404-N-02-1.5</b>	<b>5404-N-02-2.0</b>	<b>5404-N-02-2.5</b>	<b>5404-N-02-3.0</b>	<b>5404-N-02-3.5</b>	<b>5404-N-02-4.0</b>
1/4"-18	<b>5404-CL-04</b>	<b>5404-N-04-1.5</b>	<b>5404-N-04-2.0</b>	<b>5404-N-04-2.5</b>	<b>5404-N-04-3.0</b>	<b>5404-N-04-3.5</b>	<b>5404-N-04-4.0</b>
3/8"-18	<b>5404-CL-06</b>	<b>5404-N-06-1.5</b>	<b>5404-N-06-2.0</b>	<b>5404-N-06-2.5</b>	<b>5404-N-06-3.0</b>	<b>5404-N-06-3.5</b>	<b>5404-N-06-4.0</b>
1/2"-14	<b>5404-CL-08</b>	<b>5404-N-08-1.5</b>	<b>5404-N-08-2.0</b>	<b>5404-N-08-2.5</b>	<b>5404-N-08-3.0</b>	<b>5404-N-08-3.5</b>	<b>5404-N-08-4.0</b>
3/4"-14	<b>5404-CL-12</b>	<b>5404-N-12-1.5</b>	<b>5404-N-12-2.0</b>	<b>5404-N-12-2.5</b>	<b>5404-N-12-3.0</b>	<b>5404-N-12-3.5</b>	<b>5404-N-12-4.0</b>
1"-11.5	<b>5404-CL-16</b>	<b>5404-N-16-1.5</b>	<b>5404-N-16-2.0</b>	<b>5404-N-16-2.5</b>	<b>5404-N-16-3.0</b>	<b>5404-N-16-3.5</b>	<b>5404-N-16-4.0</b>
1-1/4"-11.5	<b>5404-CL-20</b>	<b>5404-N-20-1.5</b>	<b>5404-N-20-2.0</b>	<b>5404-N-20-2.5</b>	<b>5404-N-20-3.0</b>	<b>5404-N-20-3.5</b>	<b>5404-N-20-4.0</b>
1-1/2"-11.5	<b>5404-CL-24</b>	<b>5404-N-24-1.5</b>	<b>5404-N-24-2.0</b>	<b>5404-N-24-2.5</b>	<b>5404-N-24-3.0</b>	<b>5404-N-24-3.5</b>	<b>5404-N-24-4.0</b>
2"-11.5	<b>5404-CL-32</b>	<b>5404-N-32-1.5</b>	<b>5404-N-32-2.0</b>	<b>5404-N-32-2.5</b>	<b>5404-N-32-3.0</b>	<b>5404-N-32-3.5</b>	<b>5404-N-32-4.0</b>



**DID YOU KNOW?**

NPT FITTINGS SEAL ON THE THREADS THEMSELVES, WHICH MEANS OVERTIGHTENING CAN DAMAGE THE CONNECTION. USING THE CORRECT AMOUNT OF THREAD SEALANT AND PROPER INSTALLATION HELPS ENSURE A LEAK-FREE, LONG-LASTING FIT.

PIPE / NPT ADAPTERS

PIPE / NPT ADAPTERS



**5404 HEX NIPPLE**

1 Male Pipe	2 Male Pipe	Part Number
1/8"-27	1/8"-27	5404-02-02
1/4"-18	1/8"-27	5404-04-02
1/4"-18	1/4"-18	5404-04-04
3/8"-18	1/8"-27	5404-06-02
3/8"-18	1/4"-18	5404-06-04
3/8"-18	3/8"-18	5404-06-06
1/2"-14	1/8"-27	5404-08-02
1/2"-14	1/4"-18	5404-08-04
1/2"-14	3/8"-18	5404-08-06
1/2"-14	1/2"-14	5404-08-08
3/4"-14	3/8"-18	5404-12-06
3/4"-14	1/2"-14	5404-12-08
3/4"-14	3/4"-14	5404-12-12
1"-11.5	1/2"-14	5404-16-08
1"-11.5	3/4"-14	5404-16-12
1"-11.5	1"-11.5	5404-16-16
1-1/4"-11.5	3/4"-14	5404-20-12
1-1/4"-11.5	1"-11.5	5404-20-16
1-1/4"-11.5	1-1/4"-11.5	5404-20-20
1-1/2"-11.5	1"-11.5	5404-24-16
1-1/2"-11.5	1-1/4"-11.5	5404-24-20
1-1/2"-11.5	1-1/2"-11.5	5404-24-24
2"-11.5	1-1/4"-11.5	5404-32-20
2"-11.5	1-1/2"-11.5	5404-32-24
2"-11.5	2"-11.5	5404-32-32



**5405 PIPE EXPANDER EXTENDER**

1 Male Pipe	2 Female Pipe	Part Number
1/16"-27	1/8"-27	5405-01-02
1/8"-27	1/8"-27	5405-02-02
1/8"-27	1/4"-18	5405-02-04
1/8"-27	3/8"-18	5405-02-06
1/4"-18	1/4"-18	5405-04-04
1/4"-18	3/8"-18	5405-04-06
1/4"-18	1/2"-14	5405-04-08
3/8"-18	3/8"-18	5405-06-06
3/8"-18	1/2"-14	5405-06-08
3/8"-18	3/4"-14	5405-06-12
1/2"-14	1/2"-14	5405-08-08
1/2"-14	3/4"-14	5405-08-12
1/2"-14	1"-11.5	5405-08-16
3/4"-14	3/4"-14	5405-12-12
3/4"-14	1"-11.5	5405-12-16
3/4"-14	1-1/4"-11.5	5405-12-20
1"-11.5	1"-11.5	5405-16-16
1"-11.5	1-1/4"-11.5	5405-16-20
1"-11.5	1-1/2"-11.5	5405-16-24
1-1/4"-11.5	1-1/4"-11.5	5405-20-20
1-1/4"-11.5	1-1/2"-11.5	5405-20-24
1-1/2"-11.5	1-1/2"-11.5	5405-24-24
1-1/2"-11.5	2"-11.5	5405-24-32
2"-11.5	2"-11.5	5405-32-32



**5406 HEX BUSHING**

1 Male Pipe	2 Female Pipe	Part Number
1/8"-27	1/16"-27	5406-02-01
1/4"-18	1/8"-27	5406-04-02
3/8"-18	1/8"-27	5406-06-02
3/8"-18	1/4"-18	5406-06-04
1/2"-14	1/8"-27	5406-08-02
1/2"-14	1/4"-18	5406-08-04
1/2"-14	3/8"-18	5406-08-06
3/4"-14	1/8"-27	5406-12-02
3/4"-14	1/4"-18	5406-12-04
3/4"-14	3/8"-18	5406-12-06
3/4"-14	1/2"-14	5406-12-08
1"-11.5	1/4"-18	5406-16-04
1"-11.5	3/8"-18	5406-16-06
1"-11.5	1/2"-14	5406-16-08
1"-11.5	3/4"-14	5406-16-12
1-1/4"-11.5	1/4"-18	5406-20-04
1-1/4"-11.5	3/8"-18	5406-20-06
1-1/4"-11.5	1/2"-14	5406-20-08
1-1/4"-11.5	3/4"-14	5406-20-12
1-1/4"-11.5	1"-11.5	5406-20-16
1-1/2"-11.5	1/2"-14	5406-24-08
1-1/2"-11.5	3/4"-14	5406-24-12
1-1/2"-11.5	1"-11.5	5406-24-16
1-1/2"-11.5	1-1/4"-11.5	5406-24-20
2"-11.5	3/4"-14	5406-32-12
2"-11.5	1"-11.5	5406-32-16
2"-11.5	1-1/4"-11.5	5406-32-20
2"-11.5	1-1/2"-11.5	5406-32-24



**5406-CAP PIPE CAP**

Pipe Size	Part Number
1/8"-27	5406-CAP-02
1/4"-18	5406-CAP-04
3/8"-18	5406-CAP-06
1/2"-14	5406-CAP-08
3/4"-14	5406-CAP-12
1"-11.5	5406-CAP-16
1-1/4"-11.5	5406-CAP-20
1-1/2"-11.5	5406-CAP-24



**5406-HHP PIPE ALLEN PLUG**

Pipe Size	Part Number
1/8"-27	5406-HHP-02
1/4"-18	5406-HHP-04
3/8"-18	5406-HHP-06
1/2"-14	5406-HHP-08
3/4"-14	5406-HHP-12
1"-11.5	5406-HHP-16
1-1/4"-11.5	5406-HHP-20
1-1/2"-11.5	5406-HHP-24
2"-11.5	5406-HHP-32



**5406-P PIPE HEX PLUG**

Pipe Size	Part Number
1/8"-27	5406-P-02
1/4"-18	5406-P-04
3/8"-18	5406-P-06
1/2"-14	5406-P-08
3/4"-14	5406-P-12
1"-11.5	5406-P-16
1-1/4"-11.5	5406-P-20
1-1/2"-11.5	5406-P-24
2"-11.5	5406-P-32



**5500 PIPE ELBOW 90°**

1 Male Pipe	2 Male Pipe	Part Number
1/8"-27	1/8"-27	<b>5500-02-02</b>
1/4"-18	1/8"-27	<b>5500-04-02</b>
1/4"-18	1/4"-18	<b>5500-04-04</b>
3/8"-18	1/8"-27	<b>5500-06-02</b>
3/8"-18	1/4"-18	<b>5500-06-04</b>
3/8"-18	3/8"-18	<b>5500-06-06</b>
1/2"-14	1/4"-18	<b>5500-08-04</b>
1/2"-14	3/8"-18	<b>5500-08-06</b>
1/2"-14	1/2"-14	<b>5500-08-08</b>
3/4"-14	3/8"-18	<b>5500-12-06</b>
3/4"-14	1/2"-14	<b>5500-12-08</b>
3/4"-14	3/4"-14	<b>5500-12-12</b>
1"-11.5	3/4"-14	<b>5500-16-12</b>
1"-11.5	1"-11.5	<b>5500-16-16</b>
1-1/4"-11.5	1"-11.5	<b>5500-20-16</b>
1-1/4"-11.5	1-1/4"-11.5	<b>5500-20-20</b>
1-1/2"-11.5	1-1/2"-11.5	<b>5500-24-24</b>
2"-11.5	2"-11.5	<b>5500-32-32</b>



**5501 PIPE ELBOW 45°**

1 Male Pipe	2 Male Pipe	Part Number
1/8"-27	1/8"-27	<b>5501-02-02</b>
1/4"-18	1/4"-18	<b>5501-04-04</b>
3/8"-18	3/8"-18	<b>5501-06-06</b>
1/2"-14	1/2"-14	<b>5501-08-08</b>
3/4"-14	3/4"-14	<b>5501-12-12</b>
1"-11.5	1"-11.5	<b>5501-16-16</b>
1-1/4"-11.5	1-1/4"-11.5	<b>5501-20-20</b>
1-1/2"-11.5	1-1/2"-11.5	<b>5501-24-24</b>



**5502 PIPE STREET ELBOW 90°**

1 Male Pipe	2 Female Pipe	Part Number
1/8"-27	1/8"-27	<b>5502-02-02</b>
1/8"-27	1/4"-18	<b>5502-02-04</b>
1/4"-18	1/8"-27	<b>5502-04-02</b>
1/4"-18	1/4"-18	<b>5502-04-04</b>
1/4"-18	3/8"-18	<b>5502-04-06</b>
3/8"-18	1/4"-18	<b>5502-06-04</b>
3/8"-18	3/8"-18	<b>5502-06-06</b>
3/8"-18	1/2"-14	<b>5502-06-08</b>
1/2"-14	3/8"-18	<b>5502-08-06</b>
1/2"-14	1/2"-14	<b>5502-08-08</b>
3/4"-14	1/2"-14	<b>5502-12-08</b>
3/4"-14	3/4"-14	<b>5502-12-12</b>
3/4"-14	1"-11.5	<b>5502-12-16</b>
1"-11.5	3/4"-14	<b>5502-16-12</b>
1"-11.5	1"-11.5	<b>5502-16-16</b>
1"-11.5	1-1/4"-11.5	<b>5502-16-20</b>
1-1/4"-11.5	1"-11.5	<b>5502-20-16</b>
1-1/4"-11.5	1-1/4"-11.5	<b>5502-20-20</b>
1-1/4"-11.5	1-1/2"-11.5	<b>5502-20-24</b>
1-1/2"-11.5	1-1/4"-11.5	<b>5502-24-20</b>
1-1/2"-11.5	1-1/2"-11.5	<b>5502-24-24</b>
2"-11.5	2"-11.5	<b>5502-32-32</b>



**5503 PIPE STREET ELBOW 45°**

1 Male Pipe	2 Male Pipe	Part Number
1/8"-27	1/8"-27	<b>5503-02-02</b>
1/4"-18	1/4"-18	<b>5503-04-04</b>
3/8"-18	3/8"-18	<b>5503-06-06</b>
1/2"-14	1/2"-14	<b>5503-08-08</b>
3/4"-14	3/4"-14	<b>5503-12-12</b>
1"-11.5	1"-11.5	<b>5503-16-16</b>
1-1/4"-11.5	1-1/4"-11.5	<b>5503-20-20</b>
1-1/2"-11.5	1-1/2"-11.5	<b>5503-24-24</b>
2"-11.5	2"-11.5	<b>5503-32-32</b>



**5504 PIPE ELBOW 90°**

1 Male Pipe	2 Male Pipe	Part Number
1/8"-27	1/8"-27	<b>5504-02-02</b>
1/4"-18	1/4"-18	<b>5504-04-04</b>
3/8"-18	3/8"-18	<b>5504-06-06</b>
1/2"-14	1/2"-14	<b>5504-08-08</b>
3/4"-14	3/4"-14	<b>5504-12-12</b>
1"-11.5	1"-11.5	<b>5504-16-16</b>
1-1/4"-11.5	1-1/4"-11.5	<b>5504-20-20</b>
1-1/2"-11.5	1-1/2"-11.5	<b>5504-24-24</b>
2"-11.5	2"-11.5	<b>5504-32-32</b>



**5505 PIPE ELBOW 45°**

1 Male Pipe	2 Male Pipe	Part Number
1/8"-27	1/8"-27	<b>5505-02-02</b>
1/4"-18	1/4"-18	<b>5505-04-04</b>
3/8"-18	3/8"-18	<b>5505-06-06</b>
1/2"-14	1/2"-14	<b>5505-08-08</b>
3/4"-14	3/4"-14	<b>5505-12-12</b>
1"-11.5	1"-11.5	<b>5505-16-16</b>
1-1/4"-11.5	1-1/4"-11.5	<b>5505-20-20</b>
1-1/2"-11.5	1-1/2"-11.5	<b>5505-24-24</b>
2"-11.5	2"-11.5	<b>5505-32-32</b>

PIPE / NPT ADAPTERS



**5600 PIPE TEE**

Pipe Size (All Sides)	Part Number
1/8"-27	5600-02-02-02
1/4"-18	5600-04-04-04
3/8"-18	5600-06-06-06
1/2"-14	5600-08-08-08
3/4"-14	5600-12-12-12
1"-11.5	5600-16-16-16
1-1/4"-11.5	5600-20-20-20
1-1/2"-11.5	5600-24-24-24



**5601 PIPE BRANCH TEE**

Pipe Size (All Sides)	Part Number
1/8"-27	5601-02-02-02
1/4"-18	5601-04-04-04
3/8"-18	5601-06-06-06
1/2"-14	5601-08-08-08
3/4"-14	5601-12-12-12
1"-11.5	5601-16-16-16
1-1/4"-11.5	5601-20-20-20
1-1/2"-11.5	5601-24-24-24



**5601 PIPE BRANCH TEE**

Pipe Size (All Sides)	Part Number
1/8"-27	5601-02-02-02
1/4"-18	5601-04-04-04
3/8"-18	5601-06-06-06
1/2"-14	5601-08-08-08
3/4"-14	5601-12-12-12
1"-11.5	5601-16-16-16
1-1/4"-11.5	5601-20-20-20
1-1/2"-11.5	5601-24-24-24



**5603 PIPE RUN TEE**

Pipe Size (All Sides)	Part Number
1/8"-27	5603-02-02-02
1/4"-18	5603-04-04-04
3/8"-18	5603-06-06-06
1/2"-14	5603-08-08-08
3/4"-14	5603-12-12-12
1"-11.5	5603-16-16-16
1-1/4"-11.5	5603-20-20-20
1-1/2"-11.5	5603-24-24-24
2"-11.5	5603-32-32-32



**5603 PIPE RUN TEE**

Pipe Size (All Sides)	Part Number
1/8"-27	5603-02-02-02
1/4"-18	5603-04-04-04
3/8"-18	5603-06-06-06
1/2"-14	5603-08-08-08
3/4"-14	5603-12-12-12
1"-11.5	5603-16-16-16
1-1/4"-11.5	5603-20-20-20
1-1/2"-11.5	5603-24-24-24
2"-11.5	5603-32-32-32



**5605 PIPE TEE**

Pipe Size (All Sides)	Part Number
1/8"-27	5605-02-02-02
1/4"-18	5605-04-04-04
3/8"-18	5605-06-06-06
1/2"-14	5605-08-08-08
3/4"-14	5605-12-12-12
1"-11.5	5605-16-16-16
1-1/4"-11.5	5605-20-20-20
1-1/2"-11.5	5605-24-24-24
2"-11.5	5605-32-32-32



**5605 PIPE TEE**

Pipe Size (All Sides)	Part Number
1/8"-27	5605-02-02-02
1/4"-18	5605-04-04-04
3/8"-18	5605-06-06-06
1/2"-14	5605-08-08-08
3/4"-14	5605-12-12-12
1"-11.5	5605-16-16-16
1-1/4"-11.5	5605-20-20-20
1-1/2"-11.5	5605-24-24-24
2"-11.5	5605-32-32-32



**5605 PIPE TEE**

Pipe Size (All Sides)	Part Number
1/8"-27	5605-02-02-02
1/4"-18	5605-04-04-04
3/8"-18	5605-06-06-06
1/2"-14	5605-08-08-08
3/4"-14	5605-12-12-12
1"-11.5	5605-16-16-16
1-1/4"-11.5	5605-20-20-20
1-1/2"-11.5	5605-24-24-24
2"-11.5	5605-32-32-32



**6401 ORB TO PIPE**

1 Male ORB	2 Male Pipe	Part Number
3/8"-24	1/8"-27	6401-03-02
7/16"-20	1/8"-27	6401-04-02
7/16"-20	1/4"-18	6401-04-04
7/16"-20	3/8"-18	6401-04-06
1/2"-20	1/8"-27	6401-05-02
1/2"-20	1/4"-18	6401-05-04
9/16"-18	1/4"-18	6401-06-04
9/16"-18	3/8"-18	6401-06-06
9/16"-18	1/2"-14	6401-06-08
3/4"-16	1/4"-18	6401-08-04
3/4"-16	3/8"-18	6401-08-06
3/4"-16	1/2"-14	6401-08-08
3/4"-16	3/4"-14	6401-08-12
7/8"-14	3/8"-18	6401-10-06
7/8"-14	1/2"-14	6401-10-08
7/8"-14	3/4"-14	6401-10-12
1-1/16"-12	1/2"-14	6401-12-08
1-1/16"-12	3/4"-14	6401-12-12
1-1/16"-12	1"-11.5	6401-12-16
1-5/16"-12	3/4"-14	6401-16-12
1-5/16"-12	1"-11.5	6401-16-16
1-5/16"-12	1-1/4"-11.5	6401-16-20
1-5/8"-12	1-1/4"-11.5	6401-20-20
1-7/8"-12	1-1/4"-11.5	6401-24-20
1-7/8"-12	1-1/2"-11.5	6401-24-24
2-1/2"-12	2"-11.5	6401-32-32



**6805 ORB TO PIPE 90°**

1 Male ORB	2 Female Pipe	Part Number
7/16"-20	1/8"-27	6805-04-02
7/16"-20	1/4"-18	6805-04-04
9/16"-18	1/4"-18	6805-06-04
9/16"-18	3/8"-18	6805-06-06
3/4"-16	3/8"-18	6805-08-06
3/4"-16	1/2"-14	6805-08-08
7/8"-14	1/2"-14	6805-10-08
7/8"-14	3/4"-14	6805-10-12
1-1/16"-12	1/2"-14	6805-12-08
1-1/16"-12	3/4"-14	6805-12-12
1-5/16"-12	3/4"-14	6805-16-12
1-5/16"-12	1"-11.5	6805-16-16
1-5/8"-12	1-1/4"-11.5	6805-20-20
1-7/8"-12	1-1/2"-11.5	6805-24-24
2-1/2"-12	2"-11.5	6805-32-32



**6404 ORB TO PIPE**

1 Female ORB	2 Male Pipe	Part Number
7/16"-20	1/8"-27	6404-04-02
7/16"-20	1/4"-18	6404-04-04
7/16"-20	3/8"-18	6404-04-06
1/2"-20	1/8"-27	6404-05-02
1/2"-20	1/4"-18	6404-05-04
9/16"-18	1/4"-18	6404-06-04
9/16"-18	3/8"-18	6404-06-06
9/16"-18	1/2"-14	6404-06-08
3/4"-16	1/4"-18	6404-08-04
3/4"-16	3/8"-18	6404-08-06
3/4"-16	1/2"-14	6404-08-08
3/4"-16	3/4"-14	6404-08-12
7/8"-14	3/8"-18	6404-10-06
7/8"-14	1/2"-14	6404-10-08
7/8"-14	3/4"-14	6404-10-12
1-1/16"-12	1/2"-14	6404-12-08
1-1/16"-12	3/4"-14	6404-12-12
1-1/16"-12	1"-11.5	6404-12-16
1-5/16"-12	3/4"-14	6404-16-12
1-5/16"-12	1"-11.5	6404-16-16
1-5/8"-12	1-1/4"-11.5	6404-20-20
1-7/8"-12	1-1/2"-11.5	6404-24-24
2-1/2"-12	2"-11.5	6404-32-32

**6806 ORB TO PIPE 90°**

1 Male ORB	2 Male Pipe	Part Number
7/16"-20	1/8"-27	6805-04-02
7/16"-20	1/4"-18	6805-04-04
9/16"-18	1/4"-18	6805-06-04
9/16"-18	3/8"-18	6805-06-06
3/4"-16	3/8"-18	6805-08-06
3/4"-16	1/2"-14	6805-08-08
7/8"-14	1/2"-14	6805-10-08
1-1/16"-12	3/4"-14	6805-12-12
1-5/16"-12	3/4"-14	6805-16-12
1-5/16"-12	1"-11.5	6805-16-16
1-5/8"-12	1-1/4"-11.5	6805-20-20
1-7/8"-12	1-1/4"-11.5	6805-24-24
2-1/2"-12	2"-11.5	6805-32-32



**6405 ORB TO PIPE**

1 Male ORB	2 Female Pipe	Part Number
3/8"-24	1/8"-27	6405-03-02
3/8"-24	1/4"-18	6405-03-04
7/16"-20	1/8"-27	6405-04-02
7/16"-20	1/4"-18	6405-04-04
7/16"-20	3/8"-18	6405-04-06
1/2"-20	1/8"-27	6405-05-02
1/2"-20	1/4"-18	6405-05-04
9/16"-18	1/8"-27	6405-06-02
9/16"-18	1/4"-18	6405-06-04
9/16"-18	3/8"-18	6405-06-06
9/16"-18	1/2"-14	6405-06-08
3/4"-16	1/4"-18	6405-08-04
3/4"-16	3/8"-18	6405-08-06
3/4"-16	1/2"-14	6405-08-08
3/4"-16	3/4"-14	6405-08-12
7/8"-14	1/4"-18	6405-10-04
7/8"-14	3/8"-18	6405-10-06
7/8"-14	1/2"-14	6405-10-08
7/8"-14	3/4"-14	6405-10-12
1-1/16"-12	3/8"-18	6405-12-06
1-1/16"-12	1/2"-14	6405-12-08
1-1/16"-12	3/4"-14	6405-12-12
1-1/16"-12	1"-11.5	6405-12-16
1-1/16"-12	1-1/4"-11.5	6405-12-20
1-5/16"-12	1/2"-14	6405-16-08
1-5/16"-12	3/4"-14	6405-16-12
1-5/16"-12	1"-11.5	6405-16-16
1-5/16"-12	1-1/4"-11.5	6405-16-20
1-5/8"-12	3/4"-14	6405-20-12
1-5/8"-12	1"-11.5	6405-20-16
1-5/8"-12	1-1/4"-11.5	6405-20-20
1-5/8"-12	1-1/2"-11.5	6405-20-24
1-7/8"-12	3/4"-14	6405-24-12
1-7/8"-12	1"-11.5	6405-24-16
1-7/8"-12	1-1/4"-11.5	6405-24-20
1-7/8"-12	1-1/2"-11.5	6405-24-24
2-1/2"-12	1-1/4"-11.5	6405-32-20
2-1/2"-12	1-1/2"-11.5	6405-32-24
2-1/2"-12	2"-11.5	6405-32-32



PIPE / NPT ADAPTERS

PIPE / NPT ADAPTERS



1404 PIPE TO PIPE SWIVEL

1 Male Pipe	2 Female NPSM	Part Number
1/8"-27	1/8"-27	1404-02-02
1/8"-27	1/4"-18	1404-02-04
1/4"-18	1/8"-27	1404-04-02
1/4"-18	1/4"-18	1404-04-04
1/4"-18	3/8"-18	1404-04-06
1/4"-18	1/2"-14	1404-04-08
3/8"-18	1/4"-18	1404-06-04
3/8"-18	3/8"-18	1404-06-06
3/8"-18	1/2"-14	1404-06-08
1/2"-14	1/4"-18	1404-08-04
1/2"-14	3/8"-18	1404-08-06
1/2"-14	1/2"-14	1404-08-08
1/2"-14	3/4"-14	1404-08-12
3/4"-14	3/8"-18	1404-12-06
3/4"-14	1/2"-14	1404-12-08
3/4"-14	3/4"-14	1404-12-12
3/4"-14	1"-11.5	1404-12-16
1"-11.5	1/2"-14	1404-16-08
1"-11.5	3/4"-14	1404-16-12
1"-11.5	1"-11.5	1404-16-16
1"-11.5	1-1/4"-11.5	1404-16-20
1"-11.5	1-1/2"-11.5	1404-16-24
1-1/4"-11.5	1"-11.5	1404-20-16
1-1/4"-11.5	1-1/4"-11.5	1404-20-20
1-1/4"-11.5	1-1/2"-11.5	1404-20-24
1-1/2"-11.5	1-1/4"-11.5	1404-24-20
1-1/2"-11.5	1-1/2"-11.5	1404-24-24
2"-11.5	2"-11.5	1404-32-32



1405 PIPE TO PIPE SWIVEL

1 Female Pipe	2 Female NPSM	Part Number
1/8"-27	1/8"-27	1404-02-02
1/8"-27	1/4"-18	1404-02-04
1/4"-18	1/8"-27	1404-04-02
1/4"-18	1/4"-18	1404-04-04
1/4"-18	3/8"-18	1404-04-06
1/4"-18	1/2"-14	1404-04-08
3/8"-18	1/4"-18	1404-06-04
3/8"-18	3/8"-18	1404-06-06
3/8"-18	1/2"-14	1404-06-08
3/8"-18	1/4"-18	1404-08-04
3/8"-18	3/8"-18	1404-08-06
3/8"-18	3/8"-18	1404-08-08
1/2"-14	3/4"-14	1404-08-12
3/4"-14	3/8"-18	1404-12-06
3/4"-14	1/2"-14	1404-12-08
3/4"-14	3/4"-14	1404-12-12
3/4"-14	1"-11.5	1404-12-16
1"-11.5	3/4"-14	1404-16-12
1"-11.5	1"-11.5	1404-16-16
1-1/4"-11.5	1-1/4"-11.5	1404-20-20
1-1/2"-11.5	1-1/2"-11.5	1404-24-24
2"-11.5	2"-11.5	1404-32-32



1501 PIPE TO PIPE SWIVEL 90°

1 Male Pipe	2 Female NPSM	Part Number
1/8"-27	1/8"-27	1501-02-02
1/8"-27	1/4"-18	1501-02-04
1/4"-18	1/8"-27	1501-04-02
1/4"-18	1/4"-18	1501-04-04
1/4"-18	3/8"-18	1501-04-06
1/4"-18	1/2"-14	1501-04-08
3/8"-18	1/4"-18	1501-06-04
3/8"-18	3/8"-18	1501-06-06
3/8"-18	1/2"-14	1501-06-08
1/2"-14	1/4"-18	1501-08-04
1/2"-14	3/8"-18	1501-08-06
1/2"-14	1/2"-14	1501-08-08
1/2"-14	3/4"-14	1501-08-12
3/4"-14	3/8"-18	1501-12-06
3/4"-14	1/2"-14	1501-12-08
3/4"-14	3/4"-14	1501-12-12
3/4"-14	1"-11.5	1501-12-16
1"-11.5	1/2"-14	1501-16-08
1"-11.5	3/4"-14	1501-16-12
1"-11.5	1"-11.5	1501-16-16
1"-11.5	1-1/4"-11.5	1501-16-20
1"-11.5	1-1/2"-11.5	1501-16-24
1-1/4"-11.5	1"-11.5	1501-20-16
1-1/4"-11.5	1-1/4"-11.5	1501-20-20
1-1/4"-11.5	1-1/2"-11.5	1501-20-24
1-1/2"-11.5	1-1/4"-11.5	1501-24-20
1-1/2"-11.5	1-1/2"-11.5	1501-24-24
2"-11.5	2"-11.5	1501-32-32



1406 PIPE SWIVEL UNION

1 Female NPSM	2 Female NPSM	Part Number
1/4"-18	1/4"-18	1406-04-04
3/8"-18	3/8"-18	1406-06-06
1/2"-14	1/2"-14	1406-08-08
3/4"-14	3/4"-14	1406-12-12
1"-11.5	1"-11.5	1406-16-16
1-1/4"-11.5	1-1/4"-11.5	1406-20-20



1501-L PIPE TO PIPE SWIVEL LONG 90°

1 Male Pipe	2 Female NPSM	Part Number
1/8"-27	1/8"-27	1501-L-02-02
1/4"-18	1/4"-18	1501-L-04-04
3/8"-18	3/8"-18	1501-L-06-06
1/2"-14	1/2"-14	1501-L-08-08
3/4"-14	3/4"-14	1501-L-12-12
1"-11.5	1"-11.5	1501-L-16-16


**1502 PIPE TO PIPE SWIVEL ELBOW 90°**

1 Female Pipe	2 Female NPSM	Part Number
1/8"-27	1/8"-27	1502-02-02
1/8"-27	1/4"-18	1502-02-04
1/4"-18	1/8"-27	1502-04-02
1/4"-18	1/4"-18	1502-04-04
1/4"-18	3/8"-18	1502-04-06
3/8"-18	1/4"-18	1502-06-04
3/8"-18	3/8"-18	1502-06-06
3/8"-18	1/2"-14	1502-06-08
1/2"-14	1/4"-18	1502-08-04
1/2"-14	3/8"-18	1502-08-06
1/2"-14	1/2"-14	1502-08-08
1/2"-14	3/4"-14	1502-08-12
3/4"-14	1/2"-14	1502-12-08
3/4"-14	3/4"-14	1502-12-12
3/4"-14	1"-11.5	1502-12-16
1"-11.5	3/4"-14	1502-16-12
1"-11.5	1"-11.5	1502-16-16
1-1/4"-11.5	1-1/4"-11.5	1502-20-20
1-1/2"-11.5	1-1/2"-11.5	1502-24-24
2"-11.5	2"-11.5	1502-32-32


**1503 PIPE TO PIPE SWIVEL ELBOW 45°**

1 Male Pipe	2 Female NPSM	Part Number
1/8"-27	1/8"-27	1503-02-02
1/8"-27	1/4"-18	1503-02-04
1/4"-18	1/8"-27	1503-04-02
1/4"-18	1/4"-18	1503-04-04
1/4"-18	3/8"-18	1503-04-06
3/8"-18	1/4"-18	1503-06-04
3/8"-18	3/8"-18	1503-06-06
3/8"-18	1/2"-14	1503-06-08
1/2"-14	1/4"-18	1503-08-04
1/2"-14	3/8"-18	1503-08-06
1/2"-14	1/2"-14	1503-08-08
1/2"-14	3/4"-14	1503-08-12
3/4"-14	3/8"-18	1503-12-06
3/4"-14	1/2"-14	1503-12-08
3/4"-14	3/4"-14	1503-12-12
3/4"-14	1"-11.5	1503-12-16
1"-11.5	3/4"-14	1503-16-12
1"-11.5	1"-11.5	1503-16-16
1"-11.5	1-1/4"-11.5	1503-16-20
1-1/4"-11.5	1"-11.5	1503-20-16
1-1/4"-11.5	1-1/4"-11.5	1503-20-20
1-1/2"-11.5	1-1/2"-11.5	1503-24-24
2"-11.5	2"-11.5	1503-32-32


**1504 PIPE TO PIPE SWIVEL ELBOW 45°**

1 Female Pipe	2 Female NPSM	Part Number
1/8"-27	1/8"-27	1504-02-02
1/8"-27	1/4"-18	1504-02-04
1/4"-18	1/8"-27	1504-04-02
1/4"-18	1/4"-18	1504-04-04
3/8"-18	1/4"-18	1504-06-04
3/8"-18	3/8"-18	1504-06-06
1/2"-14	3/8"-18	1504-08-06
1/2"-14	1/2"-14	1504-08-08
3/4"-14	1/2"-14	1504-12-08
3/4"-14	3/4"-14	1504-12-12
1"-11.5	3/4"-14	1504-16-12
1"-11.5	1"-11.5	1504-16-16
1-1/4"-11.5	1-1/4"-11.5	1504-20-20
1-1/2"-11.5	1-1/2"-11.5	1504-24-24


**1601 PIPE SWIVEL BRANCH TEE**

Pipe Size (All Sides)	Part Number
1/8"-27	1601-02-02-02
1/4"-18	1601-04-04-04
3/8"-18	1601-06-06-06
1/2"-14	1601-08-08-08
3/4"-14	1601-12-12-12
1"-11.5	1601-16-16-16
1-1/4"-11.5	1601-20-20-20
1-1/2"-11.5	1601-24-24-24


**1602 PIPE SWIVEL BRANCH TEE**

Pipe Size (All Sides)	Part Number
1/8"-27	1602-02-02-02
1/4"-18	1602-04-04-04
3/8"-18	1602-06-06-06
1/2"-14	1602-08-08-08
3/4"-14	1602-12-12-12
1"-11.5	1602-16-16-16
1-1/4"-11.5	1602-20-20-20
1-1/2"-11.5	1602-24-24-24


**1603 PIPE SWIVEL UNION TEE**

Pipe Size (All Sides)	Part Number
1/8"-27	1603-02-02-02
1/4"-18	1603-04-04-04
3/8"-18	1603-06-06-06
1/2"-14	1603-08-08-08
3/4"-14	1603-12-12-12
1"-11.5	1603-16-16-16
1-1/4"-11.5	1603-20-20-20

PIPE / NPT ADAPTERS



6900 ORB TO PIPE SWIVEL

1 Male ORB	2 Female NPSM	Part Number
7/16"-20	1/8"-27	6900-04-02
7/16"-20	1/4"-18	6900-04-04
7/16"-20	3/8"-18	6900-04-06
7/16"-20	1/2"-14	6900-04-08
1/2"-20	1/4"-18	6900-05-04
9/16"-18	1/4"-18	6900-06-04
9/16"-18	3/8"-18	6900-06-06
9/16"-18	1/2"-14	6900-06-08
3/4"-16	1/4"-18	6900-08-04
3/4"-16	3/8"-18	6900-08-06
3/4"-16	1/2"-14	6900-08-08
3/4"-16	3/4"-14	6900-08-12
7/8"-14	1/4"-18	6900-10-04
7/8"-14	3/8"-18	6900-10-06
7/8"-14	1/2"-14	6900-10-08
7/8"-14	3/4"-14	6900-10-12
1-1/16"-12	3/8"-18	6900-12-06
1-1/16"-12	1/2"-14	6900-12-08
1-1/16"-12	3/4"-14	6900-12-12
1-1/16"-12	1"-11.5	6900-12-16
1-5/16"-12	1/2"-14	6900-16-08
1-5/16"-12	3/4"-14	6900-16-12
1-5/16"-12	1"-11.5	6900-16-16
1-5/16"-12	1-1/4"-11.5	6900-16-20
1-5/8"-12	3/4"-14	6900-20-12
1-5/8"-12	1"-11.5	6900-20-16
1-5/8"-12	1-1/4"-11.5	6900-20-20
1-7/8"-12	1-1/2"-11.5	6900-24-24
2-1/2"-12	2"-11.5	6900-32-32



6901 ORB TO PIPE SWIVEL ELBOW 90°

1 Male ORB	2 Female NPSM	Part Number
7/16"-20	1/8"-27	6901-04-02
7/16"-20	1/4"-18	6901-04-04
7/16"-20	3/8"-18	6901-04-06
9/16"-18	1/4"-18	6901-06-04
9/16"-18	3/8"-18	6901-06-06
9/16"-18	1/2"-14	6901-06-08
3/4"-16	1/4"-18	6901-08-04
3/4"-16	3/8"-18	6901-08-06
3/4"-16	1/2"-14	6901-08-08
3/4"-16	3/4"-14	6901-08-12
7/8"-14	3/8"-18	6901-10-06
7/8"-14	1/2"-14	6901-10-08
7/8"-14	3/4"-14	6901-10-12
1-1/16"-12	3/8"-18	6901-12-06
1-1/16"-12	1/2"-14	6901-12-08
1-1/16"-12	3/4"-14	6901-12-12
1-1/16"-12	1"-11.5	6901-12-16
1-5/16"-12	3/4"-14	6901-16-12
1-5/16"-12	1"-11.5	6901-16-16
1-5/16"-12	1-1/4"-11.5	6901-16-20
1-5/8"-12	3/4"-14	6901-20-12
1-5/8"-12	1"-11.5	6901-20-16
1-5/8"-12	1-1/4"-11.5	6901-20-20
1-7/8"-12	1-1/2"-11.5	6901-24-24
2-1/2"-12	2"-11.5	6901-32-32



6902 ORB TO PIPE SWIVEL ELBOW 45°

1 Male ORB	2 Female NPSM	Part Number
7/16"-20	1/8"-27	6900-04-02
7/16"-20	1/4"-18	6900-04-04
7/16"-20	3/8"-18	6900-04-06
7/16"-20	1/2"-14	6900-04-08
1/2"-20	1/4"-18	6900-05-04
9/16"-18	1/4"-18	6900-06-04
9/16"-18	3/8"-18	6900-06-06
9/16"-18	1/2"-14	6900-06-08
3/4"-16	1/4"-18	6900-08-04
3/4"-16	3/8"-18	6900-08-06
3/4"-16	1/2"-14	6900-08-08
3/4"-16	3/4"-14	6900-08-12
7/8"-14	1/4"-18	6900-10-04
7/8"-14	3/8"-18	6900-10-06
7/8"-14	1/2"-14	6900-10-08
7/8"-14	3/4"-14	6900-10-12
1-1/16"-12	3/8"-18	6900-12-06
1-1/16"-12	1/2"-14	6900-12-08
1-1/16"-12	3/4"-14	6900-12-12
1-1/16"-12	1"-11.5	6900-12-16
1-5/16"-12	1/2"-14	6900-16-08
1-5/16"-12	3/4"-14	6900-16-12
1-5/16"-12	1"-11.5	6900-16-16
1-5/16"-12	1-1/4"-11.5	6900-16-20
1-5/8"-12	3/4"-14	6900-20-12
1-5/8"-12	1"-11.5	6900-20-16
1-5/8"-12	1-1/4"-11.5	6900-20-20
1-7/8"-12	1-1/2"-11.5	6900-24-24
2-1/2"-12	2"-11.5	6900-32-32



6911 ORB PIPE SWIVEL BRANCH TEE

1 Male ORB	2 Female NPSM	3 Female NPSM	Part Number
7/16"-20	1/4"-18	1/4"-18	6911-04-04-04
9/16"-18	3/8"-18	3/8"-18	6911-06-06-06
3/4"-16	1/4"-18	1/4"-18	6911-08-04-04
3/4"-16	3/8"-18	3/8"-18	6911-08-06-06
3/4"-16	1/2"-14	1/2"-14	6911-08-08-08
1-1/16"-12	3/4"-14	3/4"-14	6911-12-12-12


**FF0304-C ORFS CAP**

ORFS Size	Part Number
9/16"-18	<b>FF0304-C-04</b>
11/16"-16	<b>FF0304-C-06</b>
13/16"-16	<b>FF0304-C-08</b>
1"-14	<b>FF0304-C-10</b>
1-3/16"-12	<b>FF0304-C-12</b>
1-7/16"-12	<b>FF0304-C-16</b>
1-11/16"-12	<b>FF0304-C-20</b>
2"-12	<b>FF0304-C-24</b>


**FF0306 ORFS TUBE NUT**

ORFS Size	Part Number
9/16"-18	<b>FF0306-04</b>
11/16"-16	<b>FF0306-06</b>
13/16"-16	<b>FF0306-08</b>
1"-14	<b>FF0306-10</b>
1-3/16"-12	<b>FF0306-12</b>
1-7/16"-12	<b>FF0306-16</b>
1-11/16"-12	<b>FF0306-20</b>
2"-12	<b>FF0306-24</b>


**FF0318 TUBE NUT**

ORFS Size	Part Number
9/16"-18	<b>FF0318-04</b>
11/16"-16	<b>FF0318-06</b>
13/16"-16	<b>FF0318-08</b>
1"-14	<b>FF0318-10</b>
1-3/16"-12	<b>FF0318-12</b>
1-7/16"-12	<b>FF0318-16</b>
1-11/16"-12	<b>FF0318-20</b>
2"-12	<b>FF0318-24</b>


**FF0319 TUBE SLEEVE**

Tube OD	Part Number
1/4"	<b>FF0319-04</b>
3/8"	<b>FF0319-06</b>
1/2"	<b>FF0319-08</b>
5/8"	<b>FF0319-10</b>
3/4"	<b>FF0319-12</b>
1"	<b>FF0319-16</b>
1-1/4"	<b>FF0319-20</b>
1-1/2"	<b>FF0319-24</b>


**FF0403 BRAZE ON ORFS**

1 Tube OD	2 Male ORFS	Part Number
1/4"	9/16"-18	<b>FF0403-04-04</b>
3/8"	9/16"-18	<b>FF0403-06-04</b>
3/8"	11/16"-16	<b>FF0403-06-06</b>
1/2"	11/16"-16	<b>FF0403-08-06</b>
1/2"	13/16"-16	<b>FF0403-08-08</b>
5/8"	13/16"-16	<b>FF0403-10-08</b>
5/8"	1"-14	<b>FF0403-10-10</b>
3/4"	13/16"-16	<b>FF0403-12-08</b>
3/4"	1"-14	<b>FF0403-12-10</b>
3/4"	1-3/16"-12	<b>FF0403-12-12</b>
3/4"	1-7/16"-12	<b>FF0403-12-16</b>
1"	1-3/16"-12	<b>FF0403-16-12</b>
1"	1-7/16"-12	<b>FF0403-16-16</b>
1"	1-11/16"-12	<b>FF0403-16-20</b>
1-1/4"	1-7/16"-12	<b>FF0403-20-16</b>
1-1/4"	1-11/16"-12	<b>FF0403-20-20</b>
1-1/2"	1-11/16"-12	<b>FF0403-24-20</b>
1-1/2"	2"-12	<b>FF0403-24-24</b>


**DID YOU KNOW?**

BRAZE-ON FITTINGS PROVIDE A PERMANENT, HIGH-STRENGTH CONNECTION BY BEING BRAZED DIRECTLY TO TUBING. THIS CREATES A CLEAN, LEAK-RESISTANT JOINT THAT'S IDEAL FOR HIGH-VIBRATION OR TIGHT-SPACE APPLICATIONS WHERE TRADITIONAL THREADED CONNECTIONS AREN'T PRACTICAL.



**FF2402 ORFS TO JIC**

1 Male ORFS	2 Male JIC	Part Number
9/16"-18	7/16"-20	<b>FF2402-04-04</b>
11/16"-16	9/16"-18	<b>FF2402-06-06</b>
13/16"-16	3/4"-16	<b>FF2402-08-08</b>
1"-14	7/8"-14	<b>FF2402-10-10</b>
1-3/16"-12	1-1/16"-12	<b>FF2402-12-12</b>
1-7/16"-12	1-5/16"-12	<b>FF2402-16-16</b>
1-11/16"-12	1-5/8"-12	<b>FF2402-20-20</b>
2"-12	1-7/8"-12	<b>FF2402-24-24</b>



**FF2403 ORFS UNION**

1 Male ORFS	2 Male ORFS	Part Number
9/16"-18	9/16"-18	<b>FF2403-04-04</b>
11/16"-16	9/16"-18	<b>FF2403-06-04</b>
11/16"-16	11/16"-16	<b>FF2403-06-06</b>
13/16"-16	11/16"-16	<b>FF2403-08-06</b>
13/16"-16	13/16"-16	<b>FF2403-08-08</b>
1"-14	13/16"-16	<b>FF2403-10-08</b>
1"-14	1"-14	<b>FF2403-10-10</b>
1-3/16"-12	13/16"-16	<b>FF2403-12-08</b>
1-3/16"-12	1"-14	<b>FF2403-12-10</b>
1-3/16"-12	1-3/16"-12	<b>FF2403-12-12</b>
1-7/16"-12	1-3/16"-12	<b>FF2403-16-12</b>
1-7/16"-12	1-7/16"-12	<b>FF2403-16-16</b>
1-11/16"-12	1-7/16"-12	<b>FF2403-20-16</b>
1-11/16"-12	1-11/16"-12	<b>FF2403-20-20</b>
2"-12	1-11/16"-12	<b>FF2403-24-20</b>
2"-12	2"-12	<b>FF2403-24-24</b>



**FF2404 ORFS TO PIPE**

1 Male ORFS	2 Male Pipe	Part Number
9/16"-18	1/8"-27	<b>FF2404-04-02</b>
9/16"-18	1/4"-18	<b>FF2404-04-04</b>
9/16"-18	3/8"-18	<b>FF2404-04-06</b>
9/16"-18	1/2"-14	<b>FF2404-04-08</b>
11/16"-16	1/8"-27	<b>FF2404-06-02</b>
11/16"-16	1/4"-18	<b>FF2404-06-04</b>
11/16"-16	3/8"-18	<b>FF2404-06-06</b>
11/16"-16	1/2"-14	<b>FF2404-06-08</b>
13/16"-16	1/4"-18	<b>FF2404-08-04</b>
13/16"-16	3/8"-18	<b>FF2404-08-06</b>
13/16"-16	1/2"-14	<b>FF2404-08-08</b>
13/16"-16	3/4"-14	<b>FF2404-08-12</b>
13/16"-16	1"-11.5	<b>FF2404-08-16</b>
1"-14	1/2"-14	<b>FF2404-10-08</b>
1"-14	3/4"-14	<b>FF2404-10-12</b>
1"-14	1"-11.5	<b>FF2404-10-16</b>
1-3/16"-12	1/2"-14	<b>FF2404-12-08</b>
1-3/16"-12	3/4"-14	<b>FF2404-12-12</b>
1-3/16"-12	1"-11.5	<b>FF2404-12-16</b>
1-7/16"-12	3/4"-14	<b>FF2404-16-12</b>
1-7/16"-12	1"-11.5	<b>FF2404-16-16</b>
1-7/16"-12	1-1/4"-11.5	<b>FF2404-16-20</b>
1-7/16"-12	1-1/2"-11.5	<b>FF2404-16-24</b>
1-11/16"-12	1"-11.5	<b>FF2404-20-16</b>
1-11/16"-12	1-1/4"-11.5	<b>FF2404-20-20</b>
1-11/16"-12	1-1/2"-11.5	<b>FF2404-20-24</b>
2"-12	1-1/4"-11.5	<b>FF2404-24-20</b>
2"-12	1-1/2"-11.5	<b>FF2404-24-24</b>



**FF2405 ORFS UNION**

1 Male ORFS	2 Female Pipe	Part Number
9/16"-18	1/4"-18	<b>FF2405-04-04</b>
9/16"-18	1/2"-14	<b>FF2405-04-08</b>
11/16"-16	1/4"-18	<b>FF2405-06-04</b>
11/16"-16	3/8"-18	<b>FF2405-06-06</b>
11/16"-16	1/2"-14	<b>FF2405-06-08</b>
13/16"-16	3/8"-18	<b>FF2405-08-06</b>
13/16"-16	1/2"-14	<b>FF2405-08-08</b>
13/16"-16	3/4"-14	<b>FF2405-08-12</b>
1"-14	1/2"-14	<b>FF2405-10-08</b>
1-3/16"-12	3/4"-14	<b>FF2405-12-12</b>
1-3/16"-12	1"-11.5	<b>FF2405-12-16</b>
1-7/16"-12	1"-11.5	<b>FF2405-16-16</b>
1-7/16"-12	1-1/4"-11.5	<b>FF2405-16-20</b>
1-11/16"-12	1-1/4"-11.5	<b>FF2405-20-20</b>
2"-12	1-1/2"-11.5	<b>FF2405-24-24</b>



**FF2406 ORFS REDUCER / EXPANDER**

1 Female ORFS	2 Male ORFS	Part Number
11/16"-16	9/16"-18	<b>FF2406-06-04</b>
13/16"-16	9/16"-18	<b>FF2406-08-04</b>
13/16"-16	11/16"-16	<b>FF2406-08-06</b>
13/16"-16	13/16"-16	<b>FF2406-08-08</b>
1"-14	9/16"-18	<b>FF2406-10-04</b>
1"-14	11/16"-16	<b>FF2406-10-06</b>
1"-14	13/16"-16	<b>FF2406-10-08</b>
1-3/16"-12	9/16"-18	<b>FF2406-12-04</b>
1-3/16"-12	11/16"-16	<b>FF2406-12-06</b>
1-3/16"-12	13/16"-16	<b>FF2406-12-08</b>
1-3/16"-12	1"-14	<b>FF2406-12-10</b>
1-3/16"-12	1-7/16"-12	<b>FF2406-12-16</b>
1-7/16"-12	13/16"-16	<b>FF2406-16-08</b>
1-7/16"-12	1"-14	<b>FF2406-16-10</b>
1-7/16"-12	1-3/16"-12	<b>FF2406-16-12</b>
1-7/16"-12	1-11/16"-12	<b>FF2406-16-20</b>
1-11/16"-12	1-3/16"-12	<b>FF2406-20-12</b>
1-11/16"-12	1-7/16"-12	<b>FF2406-20-16</b>
1-11/16"-12	2"-12	<b>FF2406-20-24</b>
2"-12	1-3/16"-12	<b>FF2406-24-12</b>
2"-12	1-7/16"-12	<b>FF2406-24-16</b>
2"-12	1-11/16"-12	<b>FF2406-24-20</b>



**FF2408 ORFS PLUG**

ORFS Size	Part Number
9/16"-18	<b>FF2408-04</b>
11/16"-16	<b>FF2408-06</b>
13/16"-16	<b>FF2408-08</b>
1"-14	<b>FF2408-10</b>
1-3/16"-12	<b>FF2408-12</b>
1-7/16"-12	<b>FF2408-16</b>
1-11/16"-12	<b>FF2408-20</b>
2"-12	<b>FF2408-24</b>



**FF2500 ORFS UNION ELBOW 90°**

1 Male ORFS	2 Male ORFS	Part Number
9/16"-18	9/16"-18	<b>FF2500-04-04</b>
11/16"-16	9/16"-18	<b>FF2500-06-04</b>
11/16"-16	11/16"-16	<b>FF2500-06-06</b>
13/16"-16	13/16"-16	<b>FF2500-08-08</b>
1"-14	1"-14	<b>FF2500-10-10</b>
1-3/16"-12	13/16"-16	<b>FF2500-12-08</b>
1-3/16"-12	1-3/16"-12	<b>FF2500-12-12</b>
1-7/16"-12	1-3/16"-12	<b>FF2500-16-12</b>
1-7/16"-12	1-7/16"-12	<b>FF2500-16-16</b>
1-11/16"-12	1-7/16"-12	<b>FF2500-20-16</b>
1-11/16"-12	1-11/16"-12	<b>FF2500-20-20</b>
2"-12	2"-12	<b>FF2500-24-24</b>



**FF2501 ORFS TO PIPE ELBOW 90°**

1 Male ORFS	2 Male Pipe	Part Number
9/16"-18	1/8"-27	<b>FF2501-04-02</b>
9/16"-18	1/4"-18	<b>FF2501-04-04</b>
9/16"-18	3/8"-18	<b>FF2501-04-06</b>
9/16"-18	1/2"-14	<b>FF2501-04-08</b>
11/16"-16	1/4"-18	<b>FF2501-06-04</b>
11/16"-16	3/8"-18	<b>FF2501-06-06</b>
11/16"-16	1/2"-14	<b>FF2501-06-08</b>
13/16"-16	1/4"-18	<b>FF2501-08-04</b>
13/16"-16	3/8"-18	<b>FF2501-08-06</b>
13/16"-16	1/2"-14	<b>FF2501-08-08</b>
13/16"-16	3/4"-14	<b>FF2501-08-12</b>
1"-14	1/2"-14	<b>FF2501-10-08</b>
1"-14	3/4"-14	<b>FF2501-10-12</b>
1"-14	1"-11.5	<b>FF2501-10-16</b>
1-3/16"-12	1/2"-14	<b>FF2501-12-08</b>
1-3/16"-12	3/4"-14	<b>FF2501-12-12</b>
1-3/16"-12	1"-11.5	<b>FF2501-12-16</b>
1-7/16"-12	3/4"-14	<b>FF2501-16-12</b>
1-7/16"-12	1"-11.5	<b>FF2501-16-16</b>
1-11/16"-12	1"-11.5	<b>FF2501-20-16</b>
1-11/16"-12	1-1/4"-11.5	<b>FF2501-20-20</b>
2"-12	1-1/2"-11.5	<b>FF2501-24-24</b>



**FF2503 ORFS TO PIPE ELBOW 45°**

1 Male ORFS	2 Male Pipe	Part Number
9/16"-18	1/8"-27	<b>FF2503-04-02</b>
9/16"-18	1/4"-18	<b>FF2503-04-04</b>
11/16"-16	1/4"-18	<b>FF2503-06-04</b>
11/16"-16	3/8"-18	<b>FF2503-06-06</b>
13/16"-16	3/8"-18	<b>FF2503-08-06</b>
13/16"-16	1/2"-14	<b>FF2503-08-08</b>
1"-14	1/2"-14	<b>FF2503-10-08</b>
1-3/16"-12	3/4"-14	<b>FF2503-12-12</b>
1-7/16"-12	3/4"-14	<b>FF2503-16-12</b>
1-7/16"-12	1"-11.5	<b>FF2503-16-16</b>
1-11/16"-12	1"-11.5	<b>FF2503-20-16</b>
1-11/16"-12	1-1/4"-11.5	<b>FF2503-20-20</b>
2"-12	1-1/2"-11.5	<b>FF2503-24-24</b>



**FF2601 ORFS TO PIPE BRANCH TEE**

1 Male ORFS	2 Male ORFS	3 Male Pipe	Part Number
9/16"-18	9/16"-18	1/4"-18	<b>FF2601-04-04-04</b>
11/16"-16	11/16"-16	1/4"-18	<b>FF2601-06-06-04</b>
11/16"-16	11/16"-16	3/8"-18	<b>FF2601-06-06-06</b>
13/16"-16	13/16"-16	3/8"-18	<b>FF2601-08-08-06</b>
13/16"-16	13/16"-16	1/2"-14	<b>FF2601-08-08-08</b>
1"-14	1"-14	1/2"-14	<b>FF2601-10-10-08</b>
1-3/16"-12	1-3/16"-12	3/4"-14	<b>FF2601-12-12-12</b>
1-7/16"-12	1-7/16"-12	1"-11.5	<b>FF2601-16-16-16</b>
1-11/16"-12	1-11/16"-12	1-1/4"-11.5	<b>FF2601-20-20-20</b>



**FF2603 ORFS UNION TEE**

Male ORFS All	Part Number
9/16"-18	<b>FF2603-04-04-04</b>
11/16"-16	<b>FF2603-06-06-06</b>
13/16"-16	<b>FF2603-08-08-08</b>
1"-14	<b>FF2603-10-10-10</b>
1-3/16"-12	<b>FF2603-12-12-12</b>
1-7/16"-12	<b>FF2603-16-16-16</b>
1-11/16"-12	<b>FF2603-20-20-20</b>
2"-12	<b>FF2603-24-24-24</b>



**FF2605 ORFS TO PIPE BRANCH TEE**

1 Male ORFS	2 Male Pipe	3 Male ORFS	Part Number
9/16"-18	1/4"-18	9/16"-18	<b>FF2605-04-04-04</b>
11/16"-16	1/4"-18	11/16"-16	<b>FF2605-06-04-06</b>
11/16"-16	3/8"-18	11/16"-16	<b>FF2605-06-06-06</b>
13/16"-16	1/2"-14	13/16"-16	<b>FF2605-08-08-08</b>

O RING FACE SEAL ADAPTERS



**FF2700-LN ORFS BULKHEAD UNION**  
INCLUDES JAM NUT

Male ORFS All	Part Number
9/16"-18	<b>FF2700-LN-04-04</b>
11/16"-16	<b>FF2700-LN-06-06</b>
13/16"-16	<b>FF2700-LN-08-08</b>
1"-14	<b>FF2700-LN-10-10</b>
1-3/16"-12	<b>FF2700-LN-12-12</b>
1-7/16"-12	<b>FF2700-LN-16-16</b>
1-11/16"-12	<b>FF2700-LN-20-20</b>
2"-12	<b>FF2700-LN-24-24</b>



**FF2701-LN ORFS BULKHEAD UNION 90°**  
INCLUDES JAM NUT

Male ORFS All	Part Number
9/16"-18	<b>FF2701-LN-04-04</b>
11/16"-16	<b>FF2701-LN-06-06</b>
13/16"-16	<b>FF2701-LN-08-08</b>
1"-14	<b>FF2701-LN-10-10</b>
1-3/16"-12	<b>FF2701-LN-12-12</b>
1-7/16"-12	<b>FF2701-LN-16-16</b>
1-11/16"-12	<b>FF2701-LN-20-20</b>
2"-12	<b>FF2701-LN-24-24</b>



**FF2702-LN ORFS BULKHEAD UNION 45°**  
INCLUDES JAM NUT

Male ORFS All	Part Number
9/16"-18	<b>FF2702-LN-04-04</b>
11/16"-16	<b>FF2702-LN-06-06</b>
13/16"-16	<b>FF2702-LN-08-08</b>
1"-14	<b>FF2702-LN-10-10</b>
1-3/16"-12	<b>FF2702-LN-12-12</b>
1-7/16"-12	<b>FF2702-LN-16-16</b>
1-11/16"-12	<b>FF2702-LN-20-20</b>
2"-12	<b>FF2702-LN-24-24</b>



**FF2703-LN ORFS BULKHEAD BRANCH TEE**  
INCLUDES JAM NUT

Male ORFS All	Part Number
9/16"-18	<b>FF2703-LN-04-04</b>
11/16"-16	<b>FF2703-LN-06-06</b>
13/16"-16	<b>FF2703-LN-08-08</b>
1"-14	<b>FF2703-LN-10-10</b>
1-3/16"-12	<b>FF2703-LN-12-12</b>
1-7/16"-12	<b>FF2703-LN-16-16</b>
1-11/16"-12	<b>FF2703-LN-20-20</b>
2"-12	<b>FF2703-LN-24-24</b>



**FF2704-LN ORFS BULKHEAD RUN TEE**  
INCLUDES JAM NUT

Male ORFS All	Part Number
9/16"-18	<b>FF2704-LN-04-04</b>
11/16"-16	<b>FF2704-LN-06-06</b>
13/16"-16	<b>FF2704-LN-08-08</b>
1"-14	<b>FF2704-LN-10-10</b>
1-3/16"-12	<b>FF2704-LN-12-12</b>
1-7/16"-12	<b>FF2704-LN-16-16</b>
1-11/16"-12	<b>FF2704-LN-20-20</b>
2"-12	<b>FF2704-LN-24-24</b>



**FF2706-LN ORFS TO PIPE BULKHEAD**  
INCLUDES JAM NUT

1 Male ORFS	2 Male Pipe	Part Number
9/16"-18	1/8"-27	<b>FF2706-LN-04-02</b>
9/16"-18	1/4"-18	<b>FF2706-LN-04-04</b>
11/16"-16	1/4"-18	<b>FF2706-LN-06-04</b>
11/16"-16	3/8"-18	<b>FF2706-LN-06-06</b>
13/16"-16	1/2"-14	<b>FF2706-LN-08-08</b>
1-3/16"-12	3/4"-14	<b>FF2706-LN-12-12</b>
1-7/16"-12	1"-11.5	<b>FF2706-LN-16-16</b>



**DID YOU KNOW?**

ORFS FITTINGS ARE ONE OF THE MOST RELIABLE CHOICES FOR LEAK PREVENTION. THE FLAT FACE O-RING DESIGN PROVIDES A SECURE SEAL EVEN IN HIGH-PRESSURE AND HIGH-VIBRATION APPLICATIONS, MAKING THEM IDEAL FOR DEMANDING HYDRAULIC SYSTEMS.



**FF6400 ORFS TO ORB**

1 Male ORFS	2 Male ORB	Part Number
9/16"-18	7/16"-20	<b>FF6400-04-04</b>
9/16"-18	1/2"-20	<b>FF6400-04-05</b>
9/16"-18	9/16"-18	<b>FF6400-04-06</b>
9/16"-18	3/4"-16	<b>FF6400-04-08</b>
11/16"-16	7/16"-20	<b>FF6400-06-04</b>
11/16"-16	1/2"-20	<b>FF6400-06-05</b>
11/16"-16	9/16"-18	<b>FF6400-06-06</b>
11/16"-16	3/4"-16	<b>FF6400-06-08</b>
11/16"-16	7/8"-14	<b>FF6400-06-10</b>
11/16"-16	1-1/16"-12	<b>FF6400-06-12</b>
13/16"-16	9/16"-18	<b>FF6400-08-06</b>
13/16"-16	3/4"-16	<b>FF6400-08-08</b>
13/16"-16	7/8"-14	<b>FF6400-08-10</b>
13/16"-16	1-1/16"-12	<b>FF6400-08-12</b>
13/16"-16	1-5/16"-12	<b>FF6400-08-16</b>
1"-14	9/16"-18	<b>FF6400-10-06</b>
1"-14	3/4"-16	<b>FF6400-10-08</b>
1"-14	7/8"-14	<b>FF6400-10-10</b>
1"-14	1-1/16"-12	<b>FF6400-10-12</b>
1"-14	1-5/16"-12	<b>FF6400-10-16</b>
1-3/16"-12	3/4"-16	<b>FF6400-12-08</b>
1-3/16"-12	7/8"-14	<b>FF6400-12-10</b>
1-3/16"-12	1-1/16"-12	<b>FF6400-12-12</b>
1-3/16"-12	1-5/16"-12	<b>FF6400-12-16</b>
1-3/16"-12	1-5/8"-12	<b>FF6400-12-20</b>
1-7/16"-12	7/8"-14	<b>FF6400-16-10</b>
1-7/16"-12	1-1/16"-12	<b>FF6400-16-12</b>
1-7/16"-12	1-5/16"-12	<b>FF6400-16-16</b>
1-7/16"-12	1-5/8"-12	<b>FF6400-16-20</b>
1-7/16"-12	1-7/8"-12	<b>FF6400-16-24</b>
1-11/16"-12	1-5/16"-12	<b>FF6400-20-16</b>
1-11/16"-12	1-5/8"-12	<b>FF6400-20-20</b>
1-11/16"-12	1-7/8"-12	<b>FF6400-20-24</b>
2"-12	1-5/8"-12	<b>FF6400-24-20</b>
2"-12	1-7/8"-12	<b>FF6400-24-24</b>



**FF6400-L ORFS TO ORB LONG**

1 Male ORFS	2 Male ORB	Part Number
9/16"-18	7/16"-20	<b>FF6400-L-04-04</b>
11/16"-16	9/16"-18	<b>FF6400-L-06-06</b>
11/16"-16	3/4"-16	<b>FF6400-L-06-08</b>
13/16"-16	3/4"-16	<b>FF6400-L-08-08</b>
1"-14	3/4"-16	<b>FF6400-L-10-08</b>
1"-14	7/8"-14	<b>FF6400-L-10-10</b>
1-3/16"-12	1-1/16"-12	<b>FF6400-L-12-12</b>
1-7/16"-12	1-5/16"-12	<b>FF6400-L-16-16</b>
1-11/16"-12	1-5/8"-12	<b>FF6400-L-20-20</b>
2"-12	1-7/8"-12	<b>FF6400-L-24-24</b>



**FF6402 ORFS TO JIC**

1 Male ORFS	2 Female JIC	Part Number
9/16"-18	7/16"-20	<b>FF6402-04-04</b>
11/16"-16	9/16"-18	<b>FF6402-06-06</b>
13/16"-16	3/4"-16	<b>FF6402-08-08</b>
1"-14	7/8"-14	<b>FF6402-10-10</b>
1-3/16"-12	1-1/16"-12	<b>FF6402-12-12</b>
1-7/16"-12	1-5/16"-12	<b>FF6402-16-16</b>
1-11/16"-12	1-5/8"-12	<b>FF6402-20-20</b>
2"-12	1-7/8"-12	<b>FF6402-24-24</b>



**FF6500 ORFS SWIVEL 90°**

1 Male ORFS	2 Female ORFS	Part Number
9/16"-18	9/16"-18	<b>FF6500-04-04</b>
11/16"-16	11/16"-16	<b>FF6500-06-06</b>
13/16"-16	13/16"-16	<b>FF6500-08-08</b>
1"-14	1"-14	<b>FF6500-10-10</b>
1-3/16"-12	1-3/16"-12	<b>FF6500-12-12</b>
1-7/16"-12	1-7/16"-12	<b>FF6500-16-16</b>
1-11/16"-12	1-11/16"-12	<b>FF6500-20-20</b>
2"-12	2"-12	<b>FF6500-24-24</b>



**FF6502 ORFS SWIVEL 45°**

1 Male ORFS	2 Female ORFS	Part Number
9/16"-18	9/16"-18	<b>FF6502-04-04</b>
11/16"-16	11/16"-16	<b>FF6502-06-06</b>
13/16"-16	13/16"-16	<b>FF6502-08-08</b>
1"-14	1"-14	<b>FF6502-10-10</b>
1-3/16"-12	1-3/16"-12	<b>FF6502-12-12</b>
1-7/16"-12	1-7/16"-12	<b>FF6502-16-16</b>
1-11/16"-12	1-11/16"-12	<b>FF6502-20-20</b>
2"-12	2"-12	<b>FF6502-24-24</b>



**FF6504 ORFS TO JIC**

1 Male JIC	2 Female ORFS	Part Number
7/16"-20	9/16"-18	<b>FF6504-04-04</b>
9/16"-18	11/16"-16	<b>FF6504-06-06</b>
3/4"-16	13/16"-16	<b>FF6504-08-08</b>
7/8"-14	1"-14	<b>FF6504-10-10</b>
1-1/16"-12	1-3/16"-12	<b>FF6504-12-12</b>
1-5/16"-12	1-7/16"-12	<b>FF6504-16-16</b>
1-5/8"-12	1-11/16"-12	<b>FF6504-20-20</b>
1-7/8"-12	2"-12	<b>FF6504-24-24</b>



**FF6505 ORFS TO PIPE**

1 Female ORFS	2 Male Pipe	Part Number
7/16"-20	1/4"-18	<b>FF6504-04-04</b>
9/16"-18	3/8"-18	<b>FF6504-06-06</b>
3/4"-16	1/2"-14	<b>FF6504-08-08</b>
7/8"-14	1/2"-14	<b>FF6504-10-08</b>
1-1/16"-12	3/4"-14	<b>FF6504-12-12</b>
1-5/16"-12	1"-11.5	<b>FF6504-16-16</b>

O RING FACE SEAL ADAPTERS



**FF6507 ORFS TO JIC**

1 Male ORB	2 Female ORFS	Part Number
7/16"-20	9/16"-18	<b>FF6507-04-04</b>
9/16"-18	11/16"-16	<b>FF6507-06-06</b>
3/4"-16	13/16"-16	<b>FF6507-08-08</b>
7/8"-14	1"-14	<b>FF6507-10-10</b>
1-1/16"-12	1-3/16"-12	<b>FF6507-12-12</b>
1-5/16"-12	1-7/16"-12	<b>FF6507-16-16</b>
1-5/8"-12	1-11/16"-12	<b>FF6507-20-20</b>
1-7/8"-12	2"-12	<b>FF6507-24-24</b>



**FF6510 ORFS SWIVEL UNION**

1 Female ORFS	2 Female ORFS	Part Number
9/16"-18	9/16"-18	<b>FF6510-04-04</b>
11/16"-16	11/16"-16	<b>FF6510-06-06</b>
13/16"-16	13/16"-16	<b>FF6510-08-08</b>
1"-14	1"-14	<b>FF6510-10-10</b>
1-3/16"-12	1-3/16"-12	<b>FF6510-12-12</b>
1-7/16"-12	1-7/16"-12	<b>FF6510-16-16</b>



**FF6600 ORFS BRANCH TEE**

All Sides ORFS	Part Number
9/16"-18	<b>FF6600-04-04-04</b>
11/16"-16	<b>FF6600-06-06-06</b>
13/16"-16	<b>FF6600-08-08-08</b>
1"-14	<b>FF6600-10-10-10</b>
1-3/16"-12	<b>FF6600-12-12-12</b>
1-7/16"-12	<b>FF6600-16-16-16</b>
1-11/16"-12	<b>FF6600-20-20-20</b>
2"-12	<b>FF6600-24-24-24</b>



**FF6602 ORFS RUN TEE**

All Sides ORFS	Part Number
9/16"-18	<b>FF6602-04-04-04</b>
11/16"-16	<b>FF6602-06-06-06</b>
13/16"-16	<b>FF6602-08-08-08</b>
1"-14	<b>FF6602-10-10-10</b>
1-3/16"-12	<b>FF6602-12-12-12</b>
1-7/16"-12	<b>FF6602-16-16-16</b>
1-11/16"-12	<b>FF6602-20-20-20</b>
2"-12	<b>FF6602-24-24-24</b>



**FF6801 ORFS TO ORB 90°**

1 Male ORFS	2 Male ORB	Part Number
9/16"-18	7/16"-20	<b>FF6801-04-04</b>
9/16"-18	1/2"-20	<b>FF6801-04-05</b>
9/16"-18	9/16"-18	<b>FF6801-04-06</b>
9/16"-18	3/4"-16	<b>FF6801-04-08</b>
11/16"-16	7/16"-20	<b>FF6801-06-04</b>
11/16"-16	1/2"-20	<b>FF6801-06-05</b>
11/16"-16	9/16"-18	<b>FF6801-06-06</b>
11/16"-16	3/4"-16	<b>FF6801-06-08</b>
11/16"-16	7/8"-14	<b>FF6801-06-10</b>
11/16"-16	1-1/16"-12	<b>FF6801-06-12</b>
13/16"-16	9/16"-18	<b>FF6801-08-06</b>
13/16"-16	3/4"-16	<b>FF6801-08-08</b>
13/16"-16	7/8"-14	<b>FF6801-08-10</b>
13/16"-16	1-1/16"-12	<b>FF6801-08-12</b>
1"-14	3/4"-16	<b>FF6801-10-08</b>
1"-14	7/8"-14	<b>FF6801-10-10</b>
1"-14	1-1/16"-12	<b>FF6801-10-12</b>
1-3/16"-12	3/4"-16	<b>FF6801-12-08</b>
1-3/16"-12	7/8"-14	<b>FF6801-12-10</b>
1-3/16"-12	1-1/16"-12	<b>FF6801-12-12</b>
1-3/16"-12	1-5/16"-12	<b>FF6801-12-16</b>
1-7/16"-12	1-1/16"-12	<b>FF6801-16-12</b>
1-7/16"-12	1-5/16"-12	<b>FF6801-16-16</b>
1-7/16"-12	1-5/8"-12	<b>FF6801-16-20</b>
1-11/16"-12	1-1/16"-12	<b>FF6801-20-12</b>
1-11/16"-12	1-5/16"-12	<b>FF6801-20-16</b>
1-11/16"-12	1-5/8"-12	<b>FF6801-20-20</b>
1-11/16"-12	1-7/8"-12	<b>FF6801-20-24</b>
2"-12	1-5/8"-12	<b>FF6801-24-20</b>
2"-12	1-7/8"-12	<b>FF6801-24-24</b>



**FF6802 ORFS TO ORB 45°**

1 Male ORFS	2 Male ORB	Part Number
9/16"-18	7/16"-20	<b>FF6802-04-04</b>
9/16"-18	9/16"-18	<b>FF6802-04-06</b>
11/16"-16	7/16"-20	<b>FF6802-06-04</b>
11/16"-16	9/16"-18	<b>FF6802-06-06</b>
11/16"-16	3/4"-16	<b>FF6802-06-08</b>
11/16"-16	7/8"-14	<b>FF6802-06-10</b>
13/16"-16	9/16"-18	<b>FF6802-08-06</b>
13/16"-16	3/4"-16	<b>FF6802-08-08</b>
13/16"-16	7/8"-14	<b>FF6802-08-10</b>
13/16"-16	1-1/16"-12	<b>FF6802-08-12</b>
1"-14	3/4"-16	<b>FF6802-10-08</b>
1"-14	7/8"-14	<b>FF6802-10-10</b>
1"-14	1-1/16"-12	<b>FF6802-10-12</b>
1-3/16"-12	3/4"-16	<b>FF6802-12-08</b>
1-3/16"-12	7/8"-14	<b>FF6802-12-10</b>
1-3/16"-12	1-1/16"-12	<b>FF6802-12-12</b>
1-3/16"-12	1-5/16"-12	<b>FF6802-12-16</b>
1-7/16"-12	1-1/16"-12	<b>FF6802-16-12</b>
1-7/16"-12	1-5/16"-12	<b>FF6802-16-16</b>
1-7/16"-12	1-5/8"-12	<b>FF6802-16-20</b>
1-11/16"-12	1-5/8"-12	<b>FF6802-20-20</b>
2"-12	1-7/8"-12	<b>FF6802-24-24</b>



**FF6801 ORFS TO ORB 90° LONG**

1 Male ORFS	2 Male ORB	Part Number
9/16"-18	7/16"-20	<b>FF6801-LL-04-04</b>
11/16"-16	9/16"-18	<b>FF6801-LL-06-06</b>
13/16"-16	3/4"-16	<b>FF6801-LL-08-08</b>
1"-14	7/8"-14	<b>FF6801-LL-10-10</b>
1-3/16"-12	1-1/16"-12	<b>FF6801-LL-12-12</b>
1-7/16"-12	1-5/16"-12	<b>FF6801-LL-16-16</b>
1-11/16"-12	1-5/8"-12	<b>FF6801-LL-20-20</b>
2"-12	1-7/8"-12	<b>FF6801-LL-24-24</b>



**FF6803 ORFS TO ORB BRANCH TEE**

1 Male ORFS	2 Male ORFS	3 Male ORB	Part Number
9/16"-18	9/16"-18	7/16"-20	<b>FF6803-04-04-04</b>
9/16"-18	9/16"-18	9/16"-18	<b>FF6803-04-04-06</b>
11/16"-16	11/16"-16	9/16"-18	<b>FF6803-06-06-06</b>
11/16"-16	11/16"-16	3/4"-16	<b>FF6803-06-06-08</b>
13/16"-16	11/16"-16	3/4"-16	<b>FF6803-08-06-08</b>
13/16"-16	13/16"-16	9/16"-18	<b>FF6803-08-08-06</b>
13/16"-16	13/16"-16	3/4"-16	<b>FF6803-08-08-08</b>
1"-14	1"-14	7/8"-14	<b>FF6803-10-10-10</b>
1-3/16"-12	1-3/16"-12	7/8"-14	<b>FF6803-12-12-10</b>
1-3/16"-12	1-3/16"-12	1-1/16"-12	<b>FF6803-12-12-12</b>
1-3/16"-12	1-3/16"-12	1-5/16"-12	<b>FF6803-12-12-16</b>
1-3/16"-12	1-7/16"-12	1-5/16"-12	<b>FF6803-12-16-16</b>
1-7/16"-12	1-7/16"-12	1-1/16"-12	<b>FF6803-16-16-12</b>
1-7/16"-12	1-7/16"-12	1-5/16"-12	<b>FF6803-16-16-16</b>
1-11/16"-12	1-11/16"-12	1-5/16"-12	<b>FF6803-20-20-16</b>
1-11/16"-12	1-11/16"-12	1-5/8"-12	<b>FF6803-20-20-20</b>
2"-12	2"-12	1-7/8"-12	<b>FF6803-24-24-24</b>



**FF6804 ORFS TO ORB RUN TEE**

1 Male ORFS	2 Male ORB	3 Male ORFS	Part Number
9/16"-18	7/16"-20	9/16"-18	<b>FF6804-04-04-04</b>
9/16"-18	9/16"-18	9/16"-18	<b>FF6804-04-06-04</b>
11/16"-16	7/16"-20	11/16"-16	<b>FF6804-06-04-06</b>
11/16"-16	9/16"-18	11/16"-16	<b>FF6804-06-06-06</b>
13/16"-16	9/16"-18	13/16"-16	<b>FF6804-08-06-08</b>
13/16"-16	3/4"-16	13/16"-16	<b>FF6804-08-08-08</b>
13/16"-16	7/8"-14	13/16"-16	<b>FF6804-08-10-08</b>
1"-14	7/8"-14	1"-14	<b>FF6804-10-10-10</b>
1"-14	1-1/16"-12	1"-14	<b>FF6804-10-12-10</b>
1"-14	1-1/16"-12	1-3/16"-12	<b>FF6804-10-12-12</b>
1-3/16"-12	1-1/16"-12	1-3/16"-12	<b>FF6804-12-12-12</b>
1-3/16"-12	1-5/16"-12	1-3/16"-12	<b>FF6804-12-16-12</b>
1-7/16"-12	1-5/16"-12	1-3/16"-12	<b>FF6804-16-16-12</b>
1-7/16"-12	1-5/16"-12	1-7/16"-12	<b>FF6804-16-16-16</b>
1-11/16"-12	1-5/16"-12	1-11/16"-12	<b>FF6804-20-16-20</b>
1-11/16"-12	1-5/8"-12	1-11/16"-12	<b>FF6804-20-20-20</b>
2"-12	1-7/8"-12	2"-12	<b>FF6804-24-24-24</b>



**FF6809 ORFS TO ORB 90°**

1 Male ORB	2 Male ORFS	Part Number
9/16"-18	7/16"-20	<b>FF6809-04-04</b>
11/16"-16	9/16"-18	<b>FF6809-06-06</b>
13/16"-16	3/4"-16	<b>FF6809-08-08</b>
1"-14	7/8"-14	<b>FF6809-10-10</b>
1-3/16"-12	1-1/16"-12	<b>FF6809-12-12</b>
1-7/16"-12	1-5/16"-12	<b>FF6809-16-16</b>
1-11/16"-12	1-5/8"-12	<b>FF6809-20-20</b>
2"-12	1-7/8"-12	<b>FF6809-24-24</b>

**ORFS 90 DUROMETER O' RINGS**

ORFS Thread	Dash Size	Part Number (ea)
7/16"-20	#04	<b>568-011-90D</b>
9/16"-18	#06	<b>568-012-90D</b>
3/4"-16	#08	<b>568-014-90D</b>
7/8"-14	#10	<b>568-016-90D</b>
1-1/16"-12	#12	<b>568-019-90D</b>
1-5/16"-12	#16	<b>568-021-90D</b>
1-5/8"-12	#20	<b>568-025-90D</b>
1-7/8"-12	#24	<b>568-029-90D</b>



**ORB 90 DUROMETER O' RINGS BULK BAGS**

ORFS Thread	Dash Size	Qty/Bag	Part Number (ea)
7/16"-20	#04	130	<b>G-N90011/130</b>
9/16"-18	#06	130	<b>G-N90012/130</b>
3/4"-16	#08	115	<b>G-N90014/115</b>
7/8"-14	#10	90	<b>G-N90016/90</b>
1-1/16"-12	#12	80	<b>G-N90018/80</b>
1-5/16"-12	#16	60	<b>G-N90021/60</b>
1-5/8"-12	#20	45	<b>G-N90025/45</b>
1-7/8"-12	#24	35	<b>G-N90029/35</b>

O' RING FACE SEAL ADAPTERS



**4404 HOSE TO PIPE**

1 Hose Size	2 Male Pipe	Part Number
1/4"	1/8"-27	4404-04-02
1/4"	1/4"-18	4404-04-04
3/8"	1/4"-18	4404-06-04
3/8"	3/8"-18	4404-06-06
1/2"	1/4"-18	4404-08-04
1/2"	3/8"-18	4404-08-06
1/2"	1/2"-14	4404-08-08
1/2"	3/4"-14	4404-08-12
5/8"	3/8"-18	4404-10-06
5/8"	1/2"-14	4404-10-08
5/8"	3/4"-14	4404-10-12
3/4"	1/2"-14	4404-12-08
3/4"	3/4"-14	4404-12-12
3/4"	1"-11.5	4404-12-16
1"	3/4"-14	4404-16-12
1"	1"-11.5	4404-16-16
1"	1-1/4"-11.5	4404-16-20
1-1/4"	1"-11.5	4404-20-16
1-1/4"	1-1/4"-11.5	4404-20-20
1-1/4"	1-1/2"-11.5	4404-20-24
1-1/2"	1-1/4"-11.5	4404-24-20
1-1/2"	1-1/2"-11.5	4404-24-24
2"	2"-11.5	4404-32-32



**4501 HOSE TO PIPE 90°**

1 Hose Size	2 Male Pipe	Part Number
1/4"	1/8"-27	4501-04-02
1/4"	1/4"-18	4501-04-04
3/8"	1/4"-18	4501-06-04
3/8"	3/8"-18	4501-06-06
1/2"	1/4"-18	4501-08-04
1/2"	3/8"-18	4501-08-06
1/2"	1/2"-14	4501-08-08
1/2"	3/4"-14	4501-08-12
5/8"	3/8"-18	4501-10-06
5/8"	1/2"-14	4501-10-08
5/8"	3/4"-14	4501-10-12
3/4"	1/2"-14	4501-12-08
3/4"	3/4"-14	4501-12-12
3/4"	1"-11.5	4501-12-16
1"	3/4"-14	4501-16-12
1"	1"-11.5	4501-16-16
1"	1-1/4"-11.5	4501-16-20
1-1/4"	1"-11.5	4501-20-16
1-1/4"	1-1/4"-11.5	4501-20-20
1-1/4"	1-1/2"-11.5	4501-20-24
1-1/2"	1-1/4"-11.5	4501-24-20
1-1/2"	1-1/2"-11.5	4501-24-24
2"	2"-11.5	4501-32-32



**4503 HOSE TO PIPE 45°**

1 Hose Size	2 Male Pipe	Part Number
1/4"	1/8"-27	4503-04-02
1/4"	1/4"-18	4503-04-04
3/8"	1/4"-18	4503-06-04
3/8"	3/8"-18	4503-06-06
1/2"	3/8"-18	4503-08-06
1/2"	1/2"-14	4503-08-08
5/8"	1/2"-14	4503-10-08
3/4"	1/2"-14	4503-12-08
3/4"	3/4"-14	4503-12-12
1"	3/4"-14	4503-16-12
1"	1"-11.5	4503-16-16
1-1/4"	1"-11.5	4503-20-16
1-1/4"	1-1/4"-11.5	4503-20-20
1-1/2"	1-1/2"-11.5	4503-24-24
2"	2"-11.5	4503-32-32



4601 HOSE TO ORB 90°



4604 HOSE TO ORB



4603 HOSE TO ORB

1 Hose Size	2 Male ORB	Part Number
1/4"	7/16"-20	4601-04-04
1/4"	1/2"-20	4601-04-05
5/16"	1/2"-20	4601-05-05
3/8"	7/16"-20	4601-06-04
3/8"	9/16"-18	4601-06-06
3/8"	3/4"-16	4601-06-08
1/2"	9/16"-18	4601-08-06
1/2"	3/4"-16	4601-08-08
1/2"	7/8"-14	4601-08-10
5/8"	3/4"-16	4601-10-08
5/8"	7/8"-14	4601-10-10
5/8"	1-1/16"-12	4601-10-12
3/4"	3/4"-16	4601-12-08
3/4"	7/8"-14	4601-12-10
3/4"	1-1/16"-12	4601-12-12
3/4"	1-5/16"-12	4601-12-16
1"	1-1/16"-12	4601-16-12
1"	1-5/16"-12	4601-16-16
1"	1-5/8"-12	4601-16-20
1-1/4"	1-1/16"-12	4601-20-12
1-1/4"	1-5/16"-12	4601-20-16
1-1/4"	1-5/8"-12	4601-20-20
1-1/4"	1-7/8"-12	4601-20-24
1-1/2"	1-5/8"-12	4601-24-20
1-1/2"	1-7/8"-12	4601-24-24
2"	1-5/8"-12	4601-32-20
2"	1-7/8"-12	4601-32-24
2"	2-1/2"-12	4601-32-32

1 Hose Size	2 Male ORB	Part Number
1/4"	7/16"-20	4604-04-04
1/4"	1/2"-20	4604-04-05
5/16"	1/2"-20	4604-05-05
3/8"	7/16"-20	4604-06-04
3/8"	9/16"-18	4604-06-06
3/8"	3/4"-16	4604-06-08
1/2"	9/16"-18	4604-08-06
1/2"	3/4"-16	4604-08-08
1/2"	7/8"-14	4604-08-10
5/8"	3/4"-16	4604-10-08
5/8"	7/8"-14	4604-10-10
5/8"	1-1/16"-12	4604-10-12
3/4"	3/4"-16	4604-12-08
3/4"	7/8"-14	4604-12-10
3/4"	1-1/16"-12	4604-12-12
3/4"	1-5/16"-12	4604-12-16
1"	1-1/16"-12	4604-16-12
1"	1-5/16"-12	4604-16-16
1"	1-5/8"-12	4604-16-20
1-1/4"	1-1/16"-12	4604-20-12
1-1/4"	1-5/16"-12	4604-20-16
1-1/4"	1-5/8"-12	4604-20-20
1-1/4"	1-7/8"-12	4604-20-24
1-1/2"	1-5/8"-12	4604-24-20
1-1/2"	1-7/8"-12	4604-24-24
2"	1-5/8"-12	4604-32-20
2"	1-7/8"-12	4604-32-24
2"	2-1/2"-12	4604-32-32

1 Hose Size	2 Male ORB	Part Number
1/4"	7/16"-20	4603-04-04
1/4"	9/16"-18	4603-04-06
3/8"	9/16"-18	4603-06-06
1/2"	9/16"-18	4603-08-06
1/2"	3/4"-16	4603-08-08
5/8"	3/4"-16	4603-10-08
5/8"	7/8"-14	4603-10-10
5/8"	1-1/16"-12	4603-10-12
3/4"	3/4"-16	4603-12-08
3/4"	7/8"-14	4603-12-10
3/4"	1-1/16"-12	4603-12-12
3/4"	1-5/16"-12	4603-12-16
1"	1-1/16"-12	4603-16-12
1"	1-5/16"-12	4603-16-16
1"	1-5/8"-12	4603-16-20
1-1/4"	1-5/16"-12	4603-20-16
1-1/4"	1-5/8"-12	4603-20-20
1-1/2"	1-5/16"-12	4603-24-16
1-1/2"	1-5/8"-12	4603-24-20
1-1/2"	1-7/8"-12	4603-24-24
2"	2-1/2"-12	4603-32-32

SUCTION HOSE FITTINGS



**DID YOU KNOW?**

BEADED HOSE FITTINGS ARE DESIGNED TO HELP KEEP HOSES SECURELY IN PLACE BY PROVIDING A RAISED BEAD THAT PREVENTS THE HOSE FROM SLIPPING OFF UNDER PRESSURE. THEY'RE COMMONLY USED WITH CLAMPS IN LOW-PRESSURE APPLICATIONS WHERE A SIMPLE, RELIABLE CONNECTION IS NEEDED.

# CODE 61 FLANGE

SAE Y BOLT FLANGE ADAPTERS



**NB6840 JIC TO CODE 61**

1 Male JIC	2 Code 61	Part Number
3/4"-16	1/2"	NB6840-08-08
3/4"-16	3/4"	NB6840-08-12
7/8"-14	16MM	NB6840-10-10
1-1/16"-12	3/4"	NB6840-12-12
1-1/16"-12	1"	NB6840-12-16
1-1/16"-12	1-1/4"	NB6840-12-20
1-5/16"-12	3/4"	NB6840-16-12
1-5/16"-12	1"	NB6840-16-16
1-5/16"-12	1-1/4"	NB6840-16-20
1-5/16"-12	1-1/2"	NB6840-16-24
1-5/8"-12	1"	NB6840-20-16
1-5/8"-12	1-1/4"	NB6840-20-20
1-5/8"-12	1-1/2"	NB6840-20-24
1-5/8"-12	2"	NB6840-20-32
1-7/8"-12	1-1/4"	NB6840-24-20
1-7/8"-12	1-1/2"	NB6840-24-24
1-7/8"-12	2"	NB6840-24-32
2-1/2"-12	1-1/2"	NB6840-32-24
2-1/2"-12	2"	NB6840-32-32
2-1/2"-12	2-1/2"	NB6840-32-40
3"-12	2-1/2"	NB6840-40-40



**NB6845 JIC TO CODE 61 45°**

1 Male JIC	2 Code 61	Part Number
3/4"-16	1/2"	NB6845-08-08
3/4"-16	3/4"	NB6845-08-12
1-1/16"-12	3/4"	NB6845-12-12
1-1/16"-12	1"	NB6845-12-16
1-1/16"-12	1-1/4"	NB6845-12-20
1-5/16"-12	1"	NB6845-16-16
1-5/16"-12	1-1/4"	NB6845-16-20
1-5/16"-12	1-1/2"	NB6845-16-24
1-5/8"-12	1"	NB6845-20-16
1-5/8"-12	1-1/4"	NB6845-20-20
1-5/8"-12	1-1/2"	NB6845-20-24
1-5/8"-12	2"	NB6845-20-32
1-7/8"-12	1-1/2"	NB6845-24-24
2-1/2"-12	2"	NB6845-32-32



**NB6890 JIC TO CODE 61 90°**

1 Male JIC	2 Code 61	Part Number
3/4"-16	1/2"	NB6890-08-08
3/4"-16	3/4"	NB6890-08-12
1-1/16"-12	16MM	NB6890-12-10
1-1/16"-12	3/4"	NB6890-12-12
1-1/16"-12	1"	NB6890-12-16
1-1/16"-12	1-1/4"	NB6890-12-20
1-1/16"-12	1-1/2"	NB6890-12-24
1-5/16"-12	3/4"	NB6890-16-12
1-5/16"-12	1"	NB6890-16-16
1-5/16"-12	1-1/4"	NB6890-16-20
1-5/16"-12	1-1/2"	NB6890-16-24
1-5/8"-12	1"	NB6890-20-16
1-5/8"-12	1-1/4"	NB6890-20-20
1-5/8"-12	1-1/2"	NB6890-20-24
1-5/8"-12	2"	NB6890-20-32
1-7/8"-12	1-1/4"	NB6890-24-20
1-7/8"-12	1-1/2"	NB6890-24-24
1-7/8"-12	2"	NB6890-24-32
2-1/2"-12	1-1/2"	NB6890-32-24
2-1/2"-12	2"	NB6890-32-32
2-1/2"-12	2-1/2"	NB6890-32-40
3"-12	2-1/2"	NB6890-40-40



**6861-P CODE 61 PLUG**

Code 61	Part Number
1/2"	6861-P-08
3/4"	6861-P-12
1"	6861-P-16
1-1/4"	6861-P-20
1-1/2"	6861-P-24
2"	6861-P-32
2-1/2"	6861-P-40



**6861-P CODE 61 PLUG**

Code 61	Part Number
1/2"	6861-P-08
3/4"	6861-P-12
1"	6861-P-16
1-1/4"	6861-P-20
1-1/2"	6861-P-24
2"	6861-P-32
2-1/2"	6861-P-40



**SFK-KIT CODE 61 CLAMP KIT**

Code 61	Part Number
1/2"	SFK-08-KIT
3/4"	SFK-12-KIT
1"	SFK-16-KIT
1-1/4"	SFK-20-KIT
1-1/2"	SFK-24-KIT
2"	SFK-32-KIT
2-1/2"	SFK-40-KIT

**SAE FLANGE O' RINGS BULK BAGS**

**SAE FLANGE O' RINGS**

Flange Size	Part Number (ea)
1/2"	568-210-90D
3/4"	568-214-90D
1"	568-219-90D
1-1/4"	568-222-90D
1-1/2"	568-225-90D
2"	568-228-90D
2-1/2"	568-232-90D



ORFS Thread	Qty/Ba g	Part Number (ea)
1/2"	30	G-N90210/30
3/4"	25	G-N90214/25
1"	20	G-N90219/20
1-1/4"	15	G-N90222/15
1-1/2"	15	G-N90225/15
2"	10	G-N90228/10
2-1/2"	8	G-N90232/8



**DID YOU KNOW?**

CODE 61 FLANGE FITTINGS ARE DESIGNED FOR MEDIUM-PRESSURE HYDRAULIC SYSTEMS AND PROVIDE A STRONG, LEAK-RESISTANT CONNECTION USING AN O-RING SEAL AND BOLTED FLANGE. THEY'RE COMMONLY USED IN HEAVY EQUIPMENT WHERE DURABILITY AND EASY SERVICEABILITY ARE IMPORTANT.

# CODE 62 FLANGE



**NB6842 JIC TO CODE 62**

1 Male JIC	2 Code 62	Part Number
3/4"-16	1/2"	<b>NB6842-08-08</b>
1-1/16"-12	3/4"	<b>NB6842-12-12</b>
1-1/16"-12	1"	<b>NB6842-12-16</b>
1-5/16"-12	3/4"	<b>NB6842-16-12</b>
1-5/16"-12	1"	<b>NB6842-16-16</b>
1-5/16"-12	1-1/4"	<b>NB6842-16-20</b>
1-5/16"-12	1-1/2"	<b>NB6842-16-24</b>
1-5/8"-12	1"	<b>NB6842-20-16</b>
1-5/8"-12	1-1/4"	<b>NB6842-20-20</b>
1-5/8"-12	1-1/2"	<b>NB6842-20-24</b>
1-7/8"-12	1-1/4"	<b>NB6842-24-20</b>
1-7/8"-12	1-1/2"	<b>NB6842-24-24</b>
2-1/2"-12	2"	<b>NB6842-32-32</b>



**NB6847 JIC TO CODE 62 45°**

1 Male JIC	2 Code 62	Part Number
1-1/16"-12	3/4"	<b>NB6847-12-12</b>
1-1/16"-12	1"	<b>NB6847-12-16</b>
1-5/16"-12	3/4"	<b>NB6847-16-12</b>
1-5/16"-12	1"	<b>NB6847-16-16</b>
1-5/16"-12	1-1/4"	<b>NB6847-16-20</b>
1-5/16"-12	1-1/2"	<b>NB6847-16-24</b>
1-5/8"-12	1"	<b>NB6847-20-16</b>
1-5/8"-12	1-1/4"	<b>NB6847-20-20</b>
1-5/8"-12	1-1/2"	<b>NB6847-20-24</b>
1-7/8"-12	1-1/2"	<b>NB6847-24-24</b>
2-1/2"-12	2"	<b>NB6847-32-32</b>



**NB6892 JIC TO CODE 62 90°**

1 Male JIC	2 Code 62	Part Number
3/4"-16	1/2"	<b>NB6892-08-08</b>
1-1/16"-12	3/4"	<b>NB6892-12-12</b>
1-1/16"-12	1"	<b>NB6892-12-16</b>
1-1/16"-12	1-1/4"	<b>NB6892-12-20</b>
1-5/16"-12	3/4"	<b>NB6892-16-12</b>
1-5/16"-12	1"	<b>NB6892-16-16</b>
1-5/16"-12	1-1/4"	<b>NB6892-16-20</b>
1-5/16"-12	1-1/2"	<b>NB6892-16-24</b>
1-5/8"-12	1"	<b>NB6892-20-16</b>
1-5/8"-12	1-1/4"	<b>NB6892-20-20</b>
1-5/8"-12	1-1/2"	<b>NB6892-20-24</b>
1-7/8"-12	1-1/4"	<b>NB6892-24-20</b>
1-7/8"-12	1-1/2"	<b>NB6892-24-24</b>
1-7/8"-12	2"	<b>NB6892-24-32</b>
2-1/2"-12	2"	<b>NB6892-32-32</b>



**6862-P CODE 62 PLUG**

Code 61	Part Number
1/2"	<b>6862-P-08</b>
3/4"	<b>6862-P-12</b>
1"	<b>6862-P-16</b>
1-1/4"	<b>6862-P-20</b>
1-1/2"	<b>6862-P-24</b>
2"	<b>6862-P-32</b>



**SFX CODE 62 CLAMP HALF**

Code 61	Part Number
1/2"	<b>SFX-08</b>
3/4"	<b>SFX-12</b>
1"	<b>SFX-16</b>
1-1/4"	<b>SFX-20</b>
1-1/2"	<b>SFX-24</b>
2"	<b>SFX-32</b>



**SFXK-KIT CODE 62 CLAMP KIT**

Code 61	Part Number
1/2"	<b>SFXK-08-KIT</b>
3/4"	<b>SFXK-12-KIT</b>
1"	<b>SFXK-16-KIT</b>
1-1/4"	<b>SFXK-20-KIT</b>
1-1/2"	<b>SFXK-24-KIT</b>
2"	<b>SFXK-32-KIT</b>



**DID YOU KNOW?**

CODE 62 FLANGE FITTINGS ARE BUILT FOR HIGH-PRESSURE HYDRAULIC SYSTEMS, OFFERING A STRONGER CONNECTION THAN CODE 61. WITH A BOLTED FLANGE AND O-RING SEAL, THEY PROVIDE RELIABLE PERFORMANCE IN DEMANDING APPLICATIONS LIKE HEAVY EQUIPMENT AND INDUSTRIAL MACHINERY.

**Sae Flange O' RINGS**

Flange Size	Part Number (ea)
1/2"	<b>568-210-90D</b>
3/4"	<b>568-214-90D</b>
1"	<b>568-219-90D</b>
1-1/4"	<b>568-222-90D</b>
1-1/2"	<b>568-225-90D</b>
2"	<b>568-228-90D</b>
2-1/2"	<b>568-232-90D</b>



**Sae Flange O' RINGS BULK BAGS**

ORFS Thread	Qty/Ba g	Part Number (ea)
1/2"	30	<b>G-N90210/30</b>
3/4"	25	<b>G-N90214/25</b>
1"	20	<b>G-N90219/20</b>
1-1/4"	15	<b>G-N90222/15</b>
1-1/2"	15	<b>G-N90225/15</b>
2"	10	<b>G-N90228/10</b>
2-1/2"	8	<b>G-N90232/8</b>

SAE V BOLT FLANGE ADAPTERS

# CATERPILLAR FLANGE

SAE Y BOLT FLANGE ADAPTERS



**NB6842-C JIC TO CAT**

1 Male JIC	2 Code 62 CAT	Part Number
1-1/16"-12	3/4"	<b>NB6842-C-12-12</b>
1-5/16"-12	1"	<b>NB6842-C-16-16</b>
1-5/8"-12	1-1/4"	<b>NB6842-C-20-20</b>
1-7/8"-12	1-1/2"	<b>NB6842-C-24-24</b>
2-1/2"-12	2"	<b>NB6842-C-32-32</b>



**NB6847-C JIC TO CAT 45°**

1 Male JIC	2 Code 62 CAT	Part Number
1-1/16"-12	3/4"	<b>NB6847-C-12-12</b>
1-5/16"-12	1"	<b>NB6847-C-16-16</b>
1-5/8"-12	1-1/4"	<b>NB6847-C-20-20</b>
1-7/8"-12	1-1/2"	<b>NB6847-C-24-24</b>
2-1/2"-12	2"	<b>NB6847-C-32-32</b>



**NB6892-C JIC TO CAT 90°**

1 Male JIC	2 Code 62 CAT	Part Number
1-1/16"-12	3/4"	<b>NB6892-C-12-12</b>
1-5/16"-12	1"	<b>NB6892-C-16-16</b>
1-5/8"-12	1-1/4"	<b>NB6892-C-20-20</b>
1-7/8"-12	1-1/2"	<b>NB6892-C-24-24</b>
2-1/2"-12	2"	<b>NB6892-C-32-32</b>



**6862-CP CAT PLUG**

Code 62 CAT	Part Number
1/2"	<b>6862-CP-08</b>
3/4"	<b>6862-CP-12</b>
1"	<b>6862-CP-16</b>
1-1/4"	<b>6862-CP-20</b>
1-1/2"	<b>6862-CP-24</b>
2"	<b>6862-CP-32</b>



**SFXK-C-KIT CODE 62 CAT CLAMP KIT**

Code 62 CAT	Part Number
1/2"	<b>SFXK-C-08-KIT</b>
3/4"	<b>SFXK-C-12-KIT</b>
1"	<b>SFXK-C-16-KIT</b>
1-1/4"	<b>SFXK-C-20-KIT</b>
1-1/2"	<b>SFXK-C-24-KIT</b>
2"	<b>SFXK-C-32-KIT</b>

# FLANGE CAPS AND KITS

The **FlangeLock™** Tool is the ultimate contamination control tool for protecting your hydraulic systems. It allows for the simple sealing of open SAE code 61, 62 & CAT-Style hydraulic flanges without tools. Constructed from lightweight aluminum. Easy on, easy off. Offers a leakproof solution to hydraulic system and environmental cleanliness. **FlangeLock™** Tools stop the mess!

SAE & BOLT FLANGE ADAPTERS

## SIZES FROM 1/2" THROUGH 4"

- AVAILABLE INDIVIDUALLY
- NO MORE RAGS STUFFED INTO HOSES
- THE ULTIMATE CONTAMINATION CONTROL TOOL
- ONE-HAND INSTALLATION
- ELIMINATE HYDRAULIC SPILLS
- MADE 100% IN THE USA



## BASIC STARTER KITS

- 3/4" THROUGH 1-1/4"
- 2 PER SIZE
- CAPS ONLY COST EFFECTIVE

## MASTER KITS

- MULTIPLE CONFIGURATIONS
- CASE INCLUDED
- SOLD WITH OR WITHOUT PLUGS



**CLEAN SYSTEMS. RELIABLE PERFORMANCE.**  
**STOP THE MESS.** 

# BSPP X BSPP

BSPP ADAPTERS




**9028 BSPP ALLEN PLUG**

BSPP Thread	Part Number
1/8"-28	9028-02
1/4"-19	9028-04
3/8"-19	9028-06
1/2"-14	9028-08
5/8"-14	9028-10
3/4"-14	9028-12
1"-11	9028-16
1-1/4"-11	9028-20
1-1/2"-11	9028-24
2"-11	9028-32



**9030 BSPP HEX PLUG**

BSPP Thread	Part Number
1/8"-28	9030-02
1/4"-19	9030-04
3/8"-19	9030-06
1/2"-14	9030-08
5/8"-14	9030-10
3/4"-14	9030-12
1"-11	9030-16
1-1/4"-11	9030-20
1-1/2"-11	9030-24
2"-11	9030-32



**9033 BSPP SWIVEL CAP**

BSPP Thread	Part Number
1/8"-28	9033-02
1/4"-19	9033-04
3/8"-19	9033-06
1/2"-14	9033-08
5/8"-14	9033-10
3/4"-14	9033-12
1"-11	9033-16
1-1/4"-11	9033-20
1-1/2"-11	9033-24
2"-11	9033-32



**3002 BSPP BANJO BOLT**

BSPP Thread	Part Number
1/8"-28	3002-02
1/4"-19	3002-04
3/8"-19	3002-06
1/2"-14	3002-08
5/8"-14	3002-10
3/4"-14	3002-12
1"-11	3002-16



**3002DB BSPP BANJO BOLT**

BSPP Thread	Part Number
1/8"-28	3002DB-02
1/4"-19	3002DB-04
3/8"-19	3002DB-06
1/2"-14	3002DB-08
5/8"-14	3002DB-10
3/4"-14	3002DB-12
1"-11	3002DB-16



**9500 BSPP BONDED SEAL**

BSPP Thread	Part Number
1/8"-28	9500-02
1/4"-19	9500-04
3/8"-19	9500-06
1/2"-14	9500-08
5/8"-14	9500-10
3/4"-14	9500-12
1"-11	9500-16
1-1/4"-11	9500-20
1-1/2"-11	9500-24
2"-11	9500-32



**OR BSPP O' RING**

BSPP Thread	Part Number
1/8"-28	OR-02
1/4"-19	OR-04
3/8"-19	OR-06
1/2"-14	OR-08
5/8"-14	OR-10
3/4"-14	OR-12
1"-11	OR-16
1-1/4"-11	OR-20
1-1/2"-11	OR-24



**RR BSPP RETAINING RING**

BSPP Thread	Part Number
1/8"-28	RR-02
1/4"-19	RR-04
3/8"-19	RR-06
1/2"-14	RR-08
5/8"-14	RR-10
3/4"-14	RR-12
1"-11	RR-16
1-1/4"-11	RR-20
1-1/2"-11	RR-24



**ESB BSPP ELASTOMERIC SEAL**

BSPP Thread	Part Number
1/8"-28	ESB-02
1/4"-19	ESB-04
3/8"-19	ESB-06
1/2"-14	ESB-08
5/8"-14	ESB-10
3/4"-14	ESB-12
1"-11	ESB-16
1-1/4"-11	ESB-20
1-1/2"-11	ESB-24

**BSPP X BSPP**

**9000 BSPP HEX NIPPLE**

1 Male BSPP	2 Male BSPP	Part Number
1/8"-28	1/8"-28	9000-02-02
1/4"-19	1/8"-28	9000-04-02
1/4"-19	1/4"-19	9000-04-04
3/8"-19	1/4"-19	9000-06-04
3/8"-19	3/8"-19	9000-06-06
1/2"-14	1/4"-19	9000-08-04
1/2"-14	3/8"-19	9000-08-06
1/2"-14	1/2"-14	9000-08-08
5/8"-14	3/8"-19	9000-10-06
5/8"-14	1/2"-14	9000-10-08
5/8"-14	5/8"-14	9000-10-10
3/4"-14	3/8"-19	9000-12-06
3/4"-14	5/8"-14	9000-12-10
3/4"-14	3/4"-14	9000-12-12
1"-11	1/2"-14	9000-16-08
1"-11	5/8"-14	9000-16-10
1"-11	3/4"-14	9000-16-12
1"-11	1"-11	9000-16-16
1-1/4"-11	3/4"-14	9000-20-12
1-1/4"-11	1"-11	9000-20-16
1-1/4"-11	1-1/4"-11	9000-20-20
1-1/2"-11	1"-11	9000-24-16
1-1/2"-11	1-1/4"-11	9000-24-20
1-1/2"-11	1-1/2"-11	9000-24-24
2"-11	1-1/4"-11	9000-32-20
2"-11	1-1/2"-11	9000-32-24
2"-11	2"-11	9000-32-32


**9051 BSPP MALE X MALE 20J 45° ELBOW**

1 Male BSPP	2 Male BSPP	Part Number
1/4"-19	1/4"-19	9051-04-04
3/8"-19	1/4"-19	9051-06-04
3/8"-19	3/8"-19	9051-06-06
1/2"-14	3/8"-19	9051-08-06
1/2"-14	1/2"-14	9051-08-08
3/4"-14	1/2"-14	9051-12-08
3/4"-14	3/4"-14	9051-12-12
1"-11	1"-11	9051-16-16


**9039 BSPP HEX BUSHING/EXPANDER**

1 Male BSPP	2 Female BSPP	Part Number
1/8"-28	1/4"-19	9039-02-04
1/4"-19	1/8"-28	9039-04-02
3/8"-19	1/8"-28	9039-06-02
3/8"-19	1/4"-19	9039-06-04
3/8"-19	1/2"-14	9039-06-08
1/2"-14	1/4"-19	9038-08-04
1/2"-14	3/8"-19	9039-08-06
1/2"-14	3/4"-14	9039-08-12
5/8"-14	1/2"-14	9039-10-08
3/4"-14	1/2"-14	9039-12-08
3/4"-14	5/8"-14	9039-12-10
3/4"-14	1"-11	9039-12-16
1"-11	3/4"-14	9039-16-12
1-1/4"-11	3/4"-14	9038-20-12
1-1/4"-11	1"-11	9038-20-16
1-1/2"-11	1"-11	9038-24-16
1-1/2"-11	1-1/4"-11	9038-24-20
2"-11	1-1/2"-11	9039-32-24
2-1/2"-11	2"-11	9038-40-32


**9052 BSPP MALE X MALE 20J 90° ELBOW**

1 Male BSPP	2 Male BSPP	Part Number
1/4"-19	1/4"-19	9052-04-04
1/4"-19	3/8"-19	9052-04-06
3/8"-19	1/4"-19	9052-06-04
3/8"-19	3/8"-19	9052-06-06
3/8"-19	1/2"-14	9052-06-08
1/2"-14	3/8"-19	9052-08-06
1/2"-14	1/2"-14	9052-08-08
1/2"-14	3/4"-14	9052-08-12
3/4"-14	1/2"-14	9052-12-08
3/4"-14	3/4"-14	9052-12-12
1"-11	1"-11	9052-16-16
1-1/4"-11	1-1/4"-11	9052-20-20


**9043 BSPP COUPLING**

1 Female BSPP	2 Female BSPP	Part Number
1/8"-28	1/8"-28	9043-02-02
1/4"-19	1/8"-28	9043-04-02
1/4"-19	1/4"-19	9043-04-04
3/8"-19	1/8"-28	9043-06-02
3/8"-19	1/4"-19	9043-06-04
3/8"-19	3/8"-19	9043-06-06
1/2"-14	1/4"-19	9043-08-04
1/2"-14	3/8"-19	9043-08-06
5/8"-14	3/8"-19	9043-10-06
5/8"-14	1/2"-14	9043-10-08
5/8"-14	5/8"-14	9043-10-10
3/4"-14	1/2"-14	9043-12-08
3/4"-14	5/8"-14	9043-12-10
3/4"-14	3/4"-14	9043-12-12
1"-11	1/2"-14	9043-16-08
1"-11	3/4"-14	9043-16-12
1"-11	1"-11	9043-16-16
1-1/4"-11	1"-11	9043-20-16
1-1/4"-11	1-1/4"-11	9043-20-20
1-1/2"-11	1-1/2"-11	9043-24-24
2"-11	1-1/2"-11	9043-32-24
2"-11	2"-11	9043-32-32


**9048 BSPP MALE X FEMALE 45°**

1 Male BSPP	2 Female BSPP	Part Number
1/8"-28	1/8"-28	9048-02-02
1/4"-19	1/4"-19	9048-04-04
3/8"-19	3/8"-19	9048-06-06
1/2"-14	1/2"-14	9048-08-08
3/4"-14	3/4"-14	9048-12-12
1"-11	1"-11	9048-16-16


**9060 BSPP MALE X FEMALE 90°**

1 Male BSPP	2 Female BSPP	Part Number
1/8"-28	1/8"-28	9060-02-02
1/4"-19	1/4"-19	9060-04-04
3/8"-19	3/8"-19	9060-06-06
1/2"-14	1/2"-14	9060-08-08
5/8"-14	5/8"-14	9060-10-10
3/4"-14	3/4"-14	9060-12-12
1"-11	1"-11	9060-16-16

BSPP ADAPTERS

# BSPP X PIPE

BSPP ADAPTERS



9007 BSPP TO PIPE



9035 BSPP TO PIPE



9037 BSPP TO PIPE

1 Male BSPP	2 Male Pipe	Part Number
1/8"-28	1/8"-27	9007-02-02
1/8"-28	1/4"-18	9007-02-04
1/4"-19	1/8"-27	9007-04-02
1/4"-19	1/4"-18	9007-04-04
1/4"-19	3/8"-18	9007-04-06
1/4"-19	1/2"-14	9007-04-08
3/8"-19	1/4"-18	9007-06-04
3/8"-19	3/8"-18	9007-06-06
3/8"-19	1/2"-14	9007-06-08
1/2"-14	3/8"-18	9007-08-06
1/2"-14	1/2"-14	9007-08-08
1/2"-14	3/4"-14	9007-08-12
5/8"-14	1/2"-14	9007-10-08
5/8"-14	3/4"-14	9007-10-12
3/4"-14	1/2"-14	9007-12-08
3/4"-14	3/4"-14	9007-12-12
3/4"-14	1"-11.5	9007-12-16
1"-11	3/4"-14	9007-16-12
1"-11	1"-11.5	9007-16-16
1"-11	1-1/4"-11.5	9007-16-20
1-1/4"-11	1"-11.5	9007-20-16
1-1/4"-11	1-1/4"-11.5	9007-20-20
1-1/4"-11	1-1/2"-11.5	9007-20-24
1-1/2"-11	1-1/4"-11.5	9007-24-20
1-1/2"-11	1-1/2"-11.5	9007-24-24
1-1/2"-11	2"-11.5	9007-24-32
2"-11	1-1/2"-11.5	9007-32-24
2"-11	1-1/2"-11.5	9007-32-32

1 Male BSPP	2 Female Pipe	Part Number
1/8"-28	1/8"-27	9035-02-02
1/8"-28	1/4"-18	9035-02-04
1/4"-19	1/8"-27	9035-04-02
1/4"-19	1/4"-18	9035-04-04
1/4"-19	3/8"-18	9035-04-06
1/4"-19	1/2"-14	9035-04-08
3/8"-19	1/4"-18	9035-06-04
3/8"-19	3/8"-18	9035-06-06
3/8"-19	1/2"-14	9035-06-08
1/2"-14	1/4"-18	9035-08-04
1/2"-14	3/8"-18	9035-08-06
1/2"-14	1/2"-14	9035-08-08
1/2"-14	3/4"-14	9035-08-12
5/8"-14	3/8"-18	9035-10-06
5/8"-14	1/2"-14	9035-10-08
3/4"-14	3/8"-18	9035-12-06
3/4"-14	1/2"-14	9035-12-08
3/4"-14	3/4"-14	9035-12-12
3/4"-14	1"-11.5	9035-12-16
1"-11	1/2"-14	9035-16-08
1"-11	3/4"-14	9035-16-12
1"-11	1"-11.5	9035-16-16
1-1/4"-11	3/4"-14	9035-20-12
1-1/4"-11	1"-11.5	9035-20-16
1-1/4"-11	1-1/4"-11.5	9035-20-20
1-1/2"-11	1"-11.5	9035-24-16
1-1/2"-11	1-1/4"-11.5	9035-24-20
1-1/2"-11	1-1/2"-11.5	9035-24-24
2"-11	1-1/2"-11.5	9035-32-24
2"-11	2"-11.5	9035-32-32

1 Male Pipe	2 Female BSPP	Part Number
1/8"-27	1/8"-28	9037-02-02
1/8"-27	1/4"-19	9037-02-04
1/4"-18	1/8"-28	9037-04-02
1/4"-18	1/4"-19	9037-04-04
1/4"-18	3/8"-19	9037-04-06
1/4"-18	1/2"-14	9037-04-08
3/8"-18	1/4"-19	9037-06-04
3/8"-18	3/8"-19	9037-06-06
1/2"-14	1/4"-19	9037-08-04
1/2"-14	3/8"-19	9037-08-06
1/2"-14	1/2"-14	9037-08-08
3/4"-14	3/8"-19	9037-12-06
3/4"-14	1/2"-14	9037-12-08
3/4"-14	3/4"-14	9037-12-12
3/4"-14	1"-11	9037-12-16
1"-11.5	1/2"-14	9037-16-08
1"-11.5	3/4"-14	9037-16-12
1"-11.5	1"-11	9037-16-16
1-1/4"-11.5	1-1/4"-11	9037-20-20
1-1/2"-11.5	1-1/2"-11	9037-24-24
2"-11.5	2"-11	9037-32-32



9023 BSPP TO PIPE

1 Male Pipe	2 Female BSPP Swivel	Part Number
1/8"-27	1/8"-28	9023-02-02
1/4"-18	1/8"-28	9023-04-02
1/4"-18	1/4"-19	9023-04-04
1/4"-18	3/8"-19	9023-04-06
3/8"-18	1/4"-19	9023-06-04
3/8"-18	3/8"-19	9023-06-06
3/8"-18	1/2"-14	9023-06-08
1/2"-14	3/8"-19	9023-08-06
1/2"-14	1/2"-14	9023-08-08
3/4"-14	1/2"-14	9023-12-08
3/4"-14	3/4"-14	9023-12-12
3/4"-14	1"-11	9023-12-16
1"-11.5	3/4"-14	9023-16-12
1"-11.5	1"-11	9023-16-16



### DID YOU KNOW?

BSPP PORTS AND BSPP HOSE FITTINGS SEAL DIFFERENTLY. PORTS TYPICALLY USE A BONDED WASHER OR O-RING AT THE BASE, WHILE HOSE FITTINGS OFTEN SEAL WITH A CONE OR SEAT. EVEN THOUGH THE THREADS ARE THE SAME, THE SEALING METHOD MUST MATCH TO ENSURE A PROPER, LEAK-FREE CONNECTION.

**BSPX X JIC**



**9002 BSPX TO JIC**

1 Male JIC	2 Male BSPP	Part Number
7/16"-20	1/8"-28	<b>9002-04-02</b>
7/16"-20	1/4"-19	<b>9002-04-04</b>
7/16"-20	3/8"-19	<b>9002-04-06</b>
7/16"-20	1/2"-14	<b>9002-04-08</b>
9/16"-18	1/8"-28	<b>9002-06-02</b>
9/16"-18	1/4"-19	<b>9002-06-04</b>
9/16"-18	3/8"-19	<b>9002-06-06</b>
9/16"-18	1/2"-14	<b>9002-06-08</b>
9/16"-18	5/8"-14	<b>9002-06-10</b>
9/16"-18	3/4"-14	<b>9002-06-12</b>
3/4"-16	1/4"-19	<b>9002-08-04</b>
3/4"-16	3/8"-19	<b>9002-08-06</b>
3/4"-16	1/2"-14	<b>9002-08-08</b>
3/4"-16	5/8"-14	<b>9002-08-10</b>
3/4"-16	3/4"-14	<b>9002-08-12</b>
3/4"-16	1"-11	<b>9002-08-16</b>
7/8"-14	1/4"-19	<b>9002-10-04</b>
7/8"-14	3/8"-19	<b>9002-10-06</b>
7/8"-14	1/2"-14	<b>9002-10-08</b>
7/8"-14	5/8"-14	<b>9002-10-10</b>
7/8"-14	3/4"-14	<b>9002-10-12</b>
7/8"-14	1"-11	<b>9002-10-16</b>
1-1/16"-12	1/2"-14	<b>9002-12-08</b>
1-1/16"-12	5/8"-14	<b>9002-12-10</b>
1-1/16"-12	3/4"-14	<b>9002-12-12</b>
1-1/16"-12	1"-11	<b>9002-12-16</b>
1-1/16"-12	1-1/4"-11	<b>9002-12-20</b>
1-5/16"-12	5/8"-14	<b>9002-16-10</b>
1-5/16"-12	3/4"-14	<b>9002-16-12</b>
1-5/16"-12	1"-11	<b>9002-16-16</b>
1-5/16"-12	1-1/4"-11	<b>9002-16-20</b>
1-5/8"-12	3/4"-14	<b>9002-20-12</b>
1-5/8"-12	1"-11	<b>9002-20-16</b>
1-5/8"-12	1-1/4"-11	<b>9002-20-20</b>
1-5/8"-12	1-1/2"-11	<b>9002-20-24</b>
1-7/8"-12	1-1/4"-11	<b>9002-24-20</b>
1-7/8"-12	1-1/2"-11	<b>9002-24-24</b>
1-7/8"-12	2"-11	<b>9002-24-32</b>
2-1/2"-12	1-1/2"-11	<b>9002-32-24</b>
2-1/2"-12	2"-11	<b>9002-32-32</b>



**9058 BSPX TO JIC 45°**

1 Male JIC	2 Male BSPP	Part Number
7/16"-20	1/8"-28	<b>9058-04-02</b>
7/16"-20	1/4"-19	<b>9058-04-04</b>
9/16"-18	1/4"-19	<b>9058-06-04</b>
9/16"-18	3/8"-19	<b>9058-06-06</b>
3/4"-16	3/8"-19	<b>9058-08-06</b>
3/4"-16	1/2"-14	<b>9058-08-08</b>
7/8"-14	1/2"-14	<b>9058-10-08</b>
1-1/16"-12	1/2"-14	<b>9058-12-08</b>
1-1/16"-12	3/4"-14	<b>9058-12-12</b>
1-5/16"-12	1"-11	<b>9058-16-16</b>



**9059 BSPX TO JIC 90°**

1 Male JIC	2 Male BSPP	Part Number
7/16"-20	1/8"-28	<b>9059-04-02</b>
7/16"-20	1/4"-19	<b>9059-04-04</b>
7/16"-20	3/8"-19	<b>9059-04-06</b>
9/16"-18	1/4"-19	<b>9059-06-04</b>
9/16"-18	3/8"-19	<b>9059-06-06</b>
9/16"-18	1/2"-14	<b>9059-06-08</b>
3/4"-16	3/8"-19	<b>9059-08-06</b>
3/4"-16	1/2"-14	<b>9059-08-08</b>
3/4"-16	3/4"-14	<b>9059-08-12</b>
7/8"-14	3/8"-19	<b>9059-10-06</b>
7/8"-14	1/2"-14	<b>9059-10-08</b>
7/8"-14	3/4"-14	<b>9059-10-12</b>
1-1/16"-12	1/2"-14	<b>9059-12-08</b>
1-1/16"-12	3/4"-14	<b>9059-12-12</b>
1-1/16"-12	1"-11	<b>9059-12-16</b>
1-5/16"-12	3/4"-14	<b>9059-16-12</b>
1-5/16"-12	1"-11	<b>9059-16-16</b>
1-5/16"-12	1-1/4"-11	<b>9059-16-20</b>
1-5/8"-12	1"-11	<b>9059-20-16</b>
1-5/8"-12	1-1/4"-11	<b>9059-20-20</b>
1-7/8"-12	1-1/2"-11	<b>9059-24-24</b>



**9240 BSPX TO JIC**

1 Male JIC	2 Female BSPP	Part Number
7/16"-20	1/8"-28	<b>9240-04-02</b>
7/16"-20	1/4"-19	<b>9240-04-04</b>
7/16"-20	3/8"-19	<b>9240-04-06</b>
7/16"-20	1/2"-14	<b>9240-04-08</b>
9/16"-18	1/4"-19	<b>9240-06-04</b>
9/16"-18	3/8"-19	<b>9240-06-06</b>
9/16"-18	1/2"-14	<b>9240-06-08</b>
3/4"-16	3/8"-19	<b>9240-08-06</b>
3/4"-16	1/2"-14	<b>9240-08-08</b>
3/4"-16	5/8"-14	<b>9240-08-10</b>
7/8"-14	1/2"-14	<b>9240-10-08</b>
7/8"-14	5/8"-14	<b>9240-10-10</b>
7/8"-14	3/4"-14	<b>9240-10-12</b>
1-1/16"-12	1/2"-14	<b>9240-12-08</b>
1-1/16"-12	3/4"-14	<b>9240-12-12</b>
1-1/16"-12	1"-11	<b>9240-12-16</b>
1-5/16"-12	3/4"-14	<b>9240-16-12</b>
1-5/16"-12	1"-11	<b>9240-16-16</b>
1-5/8"-12	1-1/4"-11	<b>9240-20-20</b>
1-7/8"-12	1-1/2"-11	<b>9240-24-24</b>
2-1/2"-12	2"-11	<b>9240-32-32</b>



**9021 BSPX TO JIC**

1 Male BSPP	2 Female JIC	Part Number
1/8"-28	7/16"-20	<b>9021-02-04</b>
1/4"-19	7/16"-20	<b>9021-04-04</b>
1/4"-19	9/16"-18	<b>9021-04-06</b>
1/4"-19	3/4"-16	<b>9021-04-08</b>
3/8"-19	7/16"-20	<b>9021-06-04</b>
3/8"-19	9/16"-18	<b>9021-06-06</b>
3/8"-19	3/4"-16	<b>9021-06-08</b>
1/2"-14	9/16"-18	<b>9021-08-06</b>
1/2"-14	3/4"-16	<b>9021-08-08</b>
1/2"-14	7/8"-14	<b>9021-08-10</b>
5/8"-14	3/4"-16	<b>9021-10-08</b>
5/8"-14	7/8"-14	<b>9021-10-10</b>
5/8"-14	1-1/16"-12	<b>9021-10-12</b>
3/4"-14	7/8"-14	<b>9021-12-10</b>
3/4"-14	1-1/16"-12	<b>9021-12-12</b>
3/4"-14	1-5/16"-12	<b>9021-12-16</b>
1"-11	1-1/16"-12	<b>9021-16-12</b>
1"-11	1-5/16"-12	<b>9021-16-16</b>
1-1/4"-11	1-5/8"-12	<b>9021-20-20</b>
1-1/2"-11	1-7/8"-12	<b>9021-24-24</b>
2"-11	2-1/2"-12	<b>9021-32-32</b>

**BSPX ADAPTERS**

## BSPP X ORFS



**6002 BSPP TO ORFS**

1 Male ORFS	2 Male BSPP	Part Number
9/16"-18	1/8"-28	<b>6002-04-02</b>
9/16"-18	1/4"-19	<b>6002-04-04</b>
9/16"-18	3/8"-19	<b>6002-04-06</b>
11/16"-16	1/4"-19	<b>6002-06-04</b>
11/16"-16	3/8"-19	<b>6002-06-06</b>
11/16"-16	1/2"-14	<b>6002-06-08</b>
13/16"-16	1/4"-19	<b>6002-08-04</b>
13/16"-16	3/8"-19	<b>6002-08-06</b>
13/16"-16	1/2"-14	<b>6002-08-08</b>
13/16"-16	3/4"-14	<b>6002-08-12</b>
1"-14	1/2"-14	<b>6002-10-08</b>
1"-14	3/4"-14	<b>6005-10-12</b>
1-3/16"-12	1/2"-14	<b>6002-12-08</b>
1-3/16"-12	3/4"-14	<b>6002-12-12</b>
1-3/16"-12	1"-11	<b>6002-12-16</b>
1-7/16"-12	3/4"-14	<b>6002-16-12</b>
1-7/16"-12	1"-11	<b>6002-16-16</b>
1-11/16"-12	1"-11	<b>6002-20-16</b>
1-11/16"-12	1-1/4"-11	<b>6002-20-20</b>
2"-12	1-1/2"-11	<b>6002-24-24</b>



**6059 BSPP TO ORFS 90°**

1 Male ORFS	2 Male BSPP	Part Number
9/16"-18	1/8"-28	<b>6059-04-02</b>
9/16"-18	1/4"-19	<b>6059-04-04</b>
11/16"-16	1/4"-19	<b>6059-06-04</b>
11/16"-16	3/8"-19	<b>6059-06-06</b>
11/16"-16	1/2"-14	<b>6059-06-08</b>
13/16"-16	1/4"-19	<b>6059-08-04</b>
13/16"-16	3/8"-19	<b>6059-08-06</b>
13/16"-16	1/2"-14	<b>6059-08-08</b>
1"-14	1/2"-14	<b>6059-10-08</b>
1-3/16"-12	1/2"-14	<b>6059-12-08</b>
1-3/16"-12	3/4"-14	<b>6059-12-12</b>
1-3/16"-12	1"-11	<b>6059-12-16</b>
1-7/16"-12	3/4"-14	<b>6059-16-12</b>
1-7/16"-12	1"-11	<b>6059-16-16</b>
1-7/16"-12	1-1/4"-11	<b>6059-16-20</b>
1-11/16"-12	1"-11	<b>6059-20-16</b>
1-11/16"-12	1-1/4"-11	<b>6059-20-20</b>
1-11/16"-12	1-1/2"-11	<b>6059-20-24</b>
2"-12	1-1/4"-11	<b>6059-24-20</b>
2"-12	1-1/2"-11	<b>6059-24-24</b>



**6058 BSPP TO ORFS 45°**

1 Male ORFS	2 Male BSPP	Part Number
9/16"-18	1/8"-28	<b>6058-04-02</b>
9/16"-18	1/4"-19	<b>6058-04-04</b>
11/16"-16	1/4"-19	<b>6058-06-04</b>
11/16"-16	3/8"-19	<b>6058-06-06</b>
13/16"-16	1/2"-14	<b>6058-08-08</b>
1-3/16"-12	3/4"-14	<b>6058-12-12</b>
1-7/16"-12	1"-11	<b>6058-16-16</b>
1-11/16"-12	1-1/4"-11	<b>6058-20-20</b>
2"-12	1-1/2"-11	<b>6058-24-24</b>



### DID YOU KNOW?

WE OFFER BSPP ADAPTER KITS TO SUPPORT EUROPEAN AND IMPORTED EQUIPMENT, KEEPING THE RIGHT FITTINGS ORGANIZED AND READY TO USE. WITH MULTIPLE SIZES AND CONFIGURATIONS IN ONE PLACE, YOU CAN QUICKLY MATCH THREADS AND SEALING STYLES WITHOUT DELAYS OR GUESSWORK.

BSPP ADAPTERS

# METRIC & DIN


**9029 METRIC ALLEN PLUG**

Metric Thread	Part Number
M8x1.0	9029-08x1.0
M10x1.0	9029-10x1.0
M12x1.5	9029-12x1.5
M14x1.5	9029-14x1.5
M16x1.5	9029-16x1.5
M18x1.5	9029-18x1.5
M20x1.5	9029-20x1.5
M22x1.5	9029-22x1.5
M24x1.5	9029-24x1.5
M26x1.5	9029-26x1.5
M27x2.0	9029-27x2.0
M33x2.0	9029-33x2.0
M42x2.0	9029-42x2.0
M48x2.0	9029-48x2.0


**5203L METRIC TUBE PLUG LIGHT SERIES**

Tube OD	Thread Size	Part Number
6MM	M12x1.5	<b>5203L-06</b>
8MM	M14x1.5	<b>5203L-08</b>
10MM	M16x1.5	<b>5203L-10</b>
12MM	M18x1.5	<b>5203L-12</b>
15MM	M22x1.5	<b>5203L-15</b>
18MM	M26x1.5	<b>5203L-18</b>
22MM	M30x2.0	<b>5203L-22</b>
28MM	M36x2.0	<b>5203L-28</b>
35MM	M45x2.0	<b>5203L-35</b>
42MM	M52x2.0	<b>5203L-42</b>


**5204L METRIC TUBE CAP LIGHT SERIES**

Tube OD	Thread Size	Part Number
6MM	M12x1.5	<b>5204L-06</b>
8MM	M14x1.5	<b>5204L-08</b>
10MM	M16x1.5	<b>5204L-10</b>
12MM	M18x1.5	<b>5204L-12</b>
15MM	M22x1.5	<b>5204L-15</b>
18MM	M26x1.5	<b>5204L-18</b>
22MM	M30x2.0	<b>5204L-22</b>
28MM	M36x2.0	<b>5204L-28</b>
35MM	M45x2.0	<b>5204L-35</b>
42MM	M52x2.0	<b>5204L-42</b>


**5203S METRIC TUBE PLUG HEAVY SERIES**

Tube OD	Thread Size	Part Number
6MM	M14x1.5	<b>5203S-06</b>
8MM	M16x1.5	<b>5203S-08</b>
10MM	M18x1.5	<b>5203S-10</b>
12MM	M20x1.5	<b>5203S-12</b>
14MM	M22x1.5	<b>5203S-14</b>
16MM	M24x1.5	<b>5203S-16</b>
20MM	M30x2.0	<b>5203S-20</b>
25MM	M36x2.0	<b>5203S-25</b>
30MM	M42x2.0	<b>5203S-30</b>
38MM	M52x2.0	<b>5203S-38</b>


**5204S METRIC TUBE CAP HEAVY SERIES**

Tube OD	Thread Size	Part Number
6MM	M14x1.5	<b>5204S-06</b>
8MM	M16x1.5	<b>5204S-08</b>
10MM	M18x1.5	<b>5204S-10</b>
12MM	M20x1.5	<b>5204S-12</b>
14MM	M22x1.5	<b>5204S-14</b>
16MM	M24x1.5	<b>5204S-16</b>
20MM	M30x2.0	<b>5204S-20</b>
25MM	M36x2.0	<b>5204S-25</b>
30MM	M42x2.0	<b>5204S-30</b>
38MM	M52x2.0	<b>5204S-38</b>


**9500MM METRIC BONDED SEAL**

Metric Thread	Part Number
M4	<b>9500-04MM</b>
M6	<b>9500-06MM</b>
M8	<b>9500-08MM</b>
M10	<b>9500-10MM</b>
M12	<b>9500-12MM</b>
M14	<b>9500-14MM</b>
M16	<b>9500-16MM</b>
M18	<b>9500-18MM</b>
M20	<b>9500-20MM</b>
M22	<b>9500-22MM</b>
M24	<b>9500-24MM</b>
M26	<b>9500-26MM</b>
M27	<b>9500-27MM</b>
M30	<b>9500-30MM</b>
M33	<b>9500-33MM</b>
M36	<b>9500-36MM</b>
M42	<b>9500-42MM</b>
M45	<b>9500-45MM</b>
M50	<b>9500-50MM</b>
M52	<b>9500-52MM</b>


**3068 METRIC BANJO BOLT**

Metric Thread	Part Number
M8x1.0	<b>3068-08-1</b>
M8x1.25	<b>3068-08-125</b>
M10x1.0	<b>3068-10-1</b>
M10x1.25	<b>3068-10-125</b>
M10x1.5	<b>3068-10-150</b>
M12x1.0	<b>3068-12-1</b>
M12x1.25	<b>3068-12-125</b>
M12x1.5	<b>3068-12-150</b>
M14x1.5	<b>3068-14-150</b>
M16x1.5	<b>3068-16-150</b>

METRIC ADAPTERS

# METRIC X METRIC

METRIC ADAPTERS



**5000L DIN COMPRESSION UNION**  
LIGHT SERIES - INCLUDES NUT/FERRULE

1 Male DIN	2 Male DIN	Part Number
L6 (M12x1.5)	L6 (M12x1.5)	<b>5000L-06C</b>
L8 (M14x1.5)	L8 (M14x1.5)	<b>5000L-08C</b>
L8 (M14x1.5)	L6 (M12x1.5)	<b>5000L-08-06C</b>
L10 (M16x1.5)	L8 (M14x1.5)	<b>5000L-10-08C</b>
L10 (M16x1.5)	L10 (M16x1.5)	<b>5000L-10C</b>
L12 (M18x1.5)	L10 (M16x1.5)	<b>5000L-12-10C</b>
L12 (M18x1.5)	L12 (M18x1.5)	<b>5000L-12C</b>
L15 (M22x1.5)	L12 (M18x1.5)	<b>5000L-15-12C</b>
L15 (M22x1.5)	L15 (M22x1.5)	<b>5000L-15C</b>
L18 (M26x1.5)	L15 (M22x1.5)	<b>5000L-18-15C</b>
L18 (M26x1.5)	L18 (M26x1.5)	<b>5000L-18C</b>
L22 (M30x2.0)	L18 (M26x1.5)	<b>5000L-22-18C</b>
L22 (M30x2.0)	L22 (M30x2.0)	<b>5000L-22C</b>
L28 (M36x2.0)	L22 (M30x2.0)	<b>5000L-28-22C</b>
L28 (M36x2.0)	L28 (M36x2.0)	<b>5000L-28C</b>
L35 (M45x2.0)	L35 (M45x2.0)	<b>5000L-35C</b>
L42 (M52x2.0)	L42 (M52x2.0)	<b>5000L-42C</b>



**5000S DIN COMPRESSION UNION**  
HEAVY SERIES - INCLUDES NUT/FERRULE

1 Male DIN	2 Male DIN	Part Number
S6 (M14x1.5)	S6 (M14x1.5)	<b>5000S-06C</b>
S8 (M16x1.5)	S8 (M16x1.5)	<b>5000S-08C</b>
S10 (M18x1.5)	S8 (M16x1.5)	<b>5000S-10-08C</b>
S10 (M18x1.5)	S10 (M18x1.5)	<b>5000S-10C</b>
S12 (M20x1.5)	S10 (M18x1.5)	<b>5000S-12-10C</b>
S12 (M20x1.5)	S12 (M20x1.5)	<b>5000S-12C</b>
S14 (M22x1.5)	S14 (M22x1.5)	<b>5000S-14C</b>
S16 (M24x1.5)	S12 (M20x1.5)	<b>5000S-16-12C</b>
S16 (M24x1.5)	S16 (M24x1.5)	<b>5000S-16C</b>
S20 (M30x2.0)	S16 (M24x1.5)	<b>5000S-20-16C</b>
S20 (M30x2.0)	S20 (M30x2.0)	<b>5000S-20C</b>
S25 (M36x2.0)	S20 (M30x2.0)	<b>5000S-25-20C</b>
S25 (M36x2.0)	S25 (M36x2.0)	<b>5000S-25C</b>
S30 (M42x2.0)	S30 (M42x2.0)	<b>5000S-30C</b>
S38 (M52x2.0)	S38 (M52x2.0)	<b>5000S-38C</b>



**5315L DIN COMPRESSION REDUCER**  
LIGHT SERIES

1 Female DIN	2 Male DIN	Part Number
L8 (M14x1.5)	L6 (M12x1.5)	<b>5315L-08-06</b>
L10 (M16x1.5)	L8 (M14x1.5)	<b>5315L-10-08</b>
L12 (M18x1.5)	L10 (M16x1.5)	<b>5315L-12-10</b>
L15 (M22x1.5)	L12 (M18x1.5)	<b>5315L-15-12</b>
L18 (M26x1.5)	L15 (M22x1.5)	<b>5315L-18-15</b>
L22 (M30x2.0)	L18 (M26x1.5)	<b>5315L-22-18</b>
L28 (M36x2.0)	L22 (M30x2.0)	<b>5315L-28-22</b>
L35 (M45x2.0)	L28 (M36x2.0)	<b>5315L-35-28</b>
L42 (M52x2.0)	L35 (M45x2.0)	<b>5315L-42-35</b>



**5315S DIN COMPRESSION REDUCER**  
HEAVY SERIES

1 Female DIN	2 Male DIN	Part Number
S8 (M16x1.5)	S6 (M14x1.5)	<b>5315S-08-06</b>
S10 (M18x1.5)	S8 (M16x1.5)	<b>5315S-10-08</b>
S12 (M20x1.5)	S10 (M18x1.5)	<b>5315S-12-10</b>
S14 (M22x1.5)	S12 (M20x1.5)	<b>5315S-14-12</b>
S16 (M24x1.5)	S14 (M22x1.5)	<b>5315S-16-14</b>
S20 (M30x2.0)	S16 (M24x1.5)	<b>5315S-20-16</b>
S25 (M36x2.0)	S20 (M30x2.0)	<b>5315S-25-20</b>
S30 (M42x2.0)	S25 (M36x2.0)	<b>5315S-30-25</b>
S38 (M52x2.0)	S30 (M42x2.0)	<b>5315S-38-30</b>



**5360L DIN COMPRESSION STREET**

90°  
LIGHT SERIES

Din Size	Part Number
L6 (M12x1.5)	<b>5360L-06</b>
L8 (M14x1.5)	<b>5360L-08</b>
L10 (M16x1.5)	<b>5360L-10</b>
L12 (M18x1.5)	<b>5360L-12</b>
L15 (M22x1.5)	<b>5360L-15</b>
L18 (M26x1.5)	<b>5360L-18</b>
L22 (M30x2.0)	<b>5360L-22</b>
L28 (M36x2.0)	<b>5360L-28</b>
L35 (M45x2.0)	<b>5360L-35</b>



**5360S DIN COMPRESSION STREET**

90°  
HEAVY SERIES

Din Size	Part Number
S6 (M14x1.5)	<b>5360S-06</b>
S8 (M16x1.5)	<b>5360S-08</b>
S10 (M18x1.5)	<b>5360S-10</b>
S12 (M20x1.5)	<b>5360S-12</b>
S14 (M22x1.5)	<b>5360L-14</b>
S16 (M24x1.5)	<b>5360L-16</b>
S20 (M30x2.0)	<b>5360L-20</b>
S25 (M36x2.0)	<b>5360L-25</b>
S30 (M42x2.0)	<b>5360L-30</b>
S38 (M52x2.0)	<b>5360L-38</b>

# METRIC X PIPE


**9235 METRIC TO PIPE**

1 Male Metric	2 Female Pipe	Part Number
M4x0.7	1/8"	9235-04X.70-02
M6x0.75	1/8"	9235-06x.75-02
M6x0.75	1/4"	9235-06x.75-04
M6x1.0	1/8"	9235-06x1.0-02
M8x1.0	1/8"	9235-08x1.0-02
M8x1.25	1/8"	9235-08x1.25-02
M10x1.0	1/8"	9235-10-02
M10x1.0	1/4"	9235-10-04
M10x1.25	1/8"	9235-10x1.25-02
M10x1.5	1/4"	9235-10x1.5-04
M12x1.0	1/8"	9235-12x1.0-02
M12x1.0	1/4"	9235-12x1.0-04
M12x1.25	1/4"	9235-12x1.25-04
M12x1.5	1/8"	9235-12-02
M12x1.5	1/4"	9235-12-04
M12x1.5	3/8"	9235-12-06
M14x1.5	1/4"	9235-14-04
M14x1.5	3/8"	9235-14-06
M16x1.5	1/4"	9235-16-04
M16x1.5	3/8"	9235-16-06
M16x1.5	1/2"	9235-16-08
M18x1.5	1/4"	9235-18-04
M18x1.5	3/8"	9235-18-06
M18x1.5	1/2"	9235-18-08
M20x1.5	1/4"	9235-20-04
M20x1.5	3/8"	9235-20-06
M20x1.5	1/2"	9235-20-08


**9325 METRIC TO PIPE**

1 Male Pipe	2 Female Metric	Part Number
1/8"	M6x1.0	9325-02-06x1.0
1/8"	M8x1.0	9325-02-08x1.0
1/8"	M10x1.0	9325-02-10x1.0
1/8"	M10x1.25	9325-02-10x1.25
1/8"	M10x1.5	9325-02-10x1.5
1/8"	M12x1.0	9325-02-12x1.0
1/8"	M12x1.5	9325-02-12x1.5
1/4"	M10x1.0	9325-04-10x1.0
1/4"	M12x1.5	9325-04-12x1.5
1/4"	M14x1.5	9325-04-14x1.5
1/4"	M16x1.5	9325-04-16x1.5
3/8"	M14x1.5	9325-06-14x1.5
3/8"	M16x1.5	9325-06-16x1.5
3/8"	M18x1.5	9325-06-18x1.5
1/2"	M18x1.5	9325-08-18x1.5
1/2"	M20x1.5	9325-08-20x1.5
1/2"	M22x1.5	9325-08-22x1.5
1/2"	M24x1.5	9325-08-24x1.5
1/2"	M20x1.5	9325-08-20x1.5
3/4"	M18x1.5	9325-12-18x1.5
3/4"	M20x1.5	9325-12-20x1.5
3/4"	M26x1.5	9325-12-26x1.5
3/4"	M30x1.5	9325-12-30x1.5
3/4"	M30x2.0	9325-12-30x2.0
1"	M26x1.5	9325-16-26x1.5
1-1/4"	M30x1.5	9325-20-30x1.5


**DID YOU KNOW?**

METRIC PORT FITTINGS SEAL AT THE BASE—NOT ON THE THREADS—AND ARE AVAILABLE IN SEVERAL STYLES, INCLUDING O-RING ONLY (ORB-STYLE), O-RING WASHER, AND ELASTOMERIC SEALS. MATCHING THE CORRECT SEALING METHOD IS CRITICAL TO ENSURE A PROPER, LEAK-FREE CONNECTION, ESPECIALLY ON EUROPEAN AND IMPORTED EQUIPMENT.

# METRIC X JIC

METRIC ADAPTERS



**9068 METRIC TO JIC**

1 Male JIC	2 Male Metric	Part Number
7/16"-20	M10x1.0	<b>9068-04-10</b>
7/16"-20	M12x1.5	<b>9068-04-12</b>
7/16"-20	M14x1.5	<b>9068-04-14</b>
1/2"-20	M12x1.5	<b>9068-05-12</b>
1/2"-20	M16x1.5	<b>9068-05-16</b>
9/16"-18	M12x1.5	<b>9068-06-12</b>
9/16"-18	M14x1.5	<b>9068-06-14</b>
9/16"-18	M16x1.5	<b>9068-06-16</b>
9/16"-18	M18x1.5	<b>9068-06-18</b>
3/4"-16	M12x1.5	<b>9068-08-12</b>
3/4"-16	M14x1.5	<b>9068-08-14</b>
3/4"-16	M16x1.5	<b>9068-08-16</b>
3/4"-16	M18x1.5	<b>9068-08-18</b>
3/4"-16	M20x1.5	<b>9068-08-20</b>
7/8"-14	M18x1.5	<b>9068-10-18</b>
7/8"-14	M20x1.5	<b>9068-10-20</b>
7/8"-14	M22x1.5	<b>9068-10-22</b>
1-1/16"-12	M22x1.5	<b>9068-12-22</b>
1-1/16"-12	M26x1.5	<b>9068-12-26</b>
1-1/16"-12	M27x2.0	<b>9068-12-27</b>
1-5/16"-12	M27x2.0	<b>9068-16-27</b>
1-5/16"-12	M33x2.0	<b>9068-16-33</b>
1-5/8"-12	M33x2.0	<b>9068-20-33</b>
1-5/8"-12	M42x2.0	<b>9068-20-42</b>
1-7/8"-12	M48x2.0	<b>9068-24-48</b>



**9066 METRIC TO JIC 45°**

1 Male JIC	2 Male Metric	Part Number
7/16"-20	M10x1.0	<b>9066-04-10</b>
7/16"-20	M12x1.5	<b>9066-04-12</b>
9/16"-18	M14x1.5	<b>9066-06-14</b>
9/16"-18	M16x1.5	<b>9066-06-16</b>
3/4"-16	M16x1.5	<b>9066-08-16</b>
3/4"-16	M18x1.5	<b>9066-08-18</b>
7/8"-14	M18x1.5	<b>9066-10-18</b>
7/8"-14	M22x1.5	<b>9066-10-22</b>
1-1/16"-12	M22x1.5	<b>9066-12-22</b>
1-1/16"-12	M27x2.0	<b>9066-12-27</b>
1-5/16"-12	M33x2.0	<b>9066-16-33</b>



**9069 METRIC TO JIC 90°**

1 Male JIC	2 Male Metric	Part Number
7/16"-20	M10x1.0	<b>9069-04-10</b>
7/16"-20	M12x1.5	<b>9069-04-12</b>
7/16"-20	M14x1.5	<b>9069-04-14</b>
1/2"-20	M10x1.0	<b>9069-05-10</b>
1/2"-20	M12x1.5	<b>9069-05-12</b>
1/2"-20	M14x1.5	<b>9069-05-14</b>
9/16"-18	M12x1.5	<b>9069-06-12</b>
9/16"-18	M14x1.5	<b>9069-06-14</b>
9/16"-18	M16x1.5	<b>9069-06-16</b>
9/16"-18	M18x1.5	<b>9069-06-18</b>
3/4"-16	M16x1.5	<b>9069-08-16</b>
3/4"-16	M18x1.5	<b>9069-08-18</b>
3/4"-16	M20x1.5	<b>9069-08-20</b>
3/4"-16	M22x1.5	<b>9069-08-22</b>
7/8"-14	M18x1.5	<b>9069-10-18</b>
7/8"-14	M20x1.5	<b>9069-10-20</b>
7/8"-14	M22x1.5	<b>9069-10-22</b>
1-1/16"-12	M22x1.5	<b>9069-12-22</b>
1-1/16"-12	M26x1.5	<b>9069-12-26</b>
1-1/16"-12	M27x2.0	<b>9069-12-27</b>
1-1/16"-12	M30x1.5	<b>9069-12-30x1.5</b>
1-5/16"-12	M27x2.0	<b>9069-16-27</b>
1-5/16"-12	M33x2.0	<b>9069-16-33</b>
1-5/8"-12	M42x2.0	<b>9069-20-42</b>
1-7/8"-12	M48x2.0	<b>9069-24-48</b>

# METRIC X ORFS


**6068 METRIC TO ORFS**

1 Male ORFS	2 Male Metric	Part Number
9/16"-18	M10x1.0	<b>6068-04-10</b>
9/16"-18	M12x1.5	<b>6068-04-12</b>
9/16"-18	M14x1.5	<b>6068-04-14</b>
11/16"-16	M12x1.5	<b>6068-06-12</b>
11/16"-16	M14x1.5	<b>6068-06-14</b>
11/16"-16	M16x1.5	<b>6068-06-16</b>
13/16"-16	M16x1.5	<b>6068-08-16</b>
13/16"-16	M18x1.5	<b>6068-08-18</b>
1"-14	M18x1.5	<b>6068-10-18</b>
1"-14	M22x1.5	<b>6068-10-22</b>
1-3/16"-12	M22x1.5	<b>6068-12-22</b>
1-3/16"-12	M26x1.5	<b>6068-12-26</b>
1-3/16"-12	M27x2.0	<b>6068-12-27</b>
1-7/16"-12	M33x2.0	<b>6068-16-33</b>


**6068 METRIC TO ORFS 90°**

1 Male ORFS	2 Male Metric	Part Number
9/16"-18	M10x1.0	<b>6068-04-10</b>
9/16"-18	M12x1.5	<b>6068-04-12</b>
9/16"-18	M14x1.5	<b>6068-04-14</b>
11/16"-16	M12x1.5	<b>6068-06-12</b>
11/16"-16	M14x1.5	<b>6068-06-14</b>
11/16"-16	M16x1.5	<b>6068-06-16</b>
13/16"-16	M16x1.5	<b>6068-08-16</b>
13/16"-16	M18x1.5	<b>6068-08-18</b>
1"-14	M18x1.5	<b>6068-10-18</b>
1"-14	M22x1.5	<b>6068-10-22</b>
1-3/16"-12	M22x1.5	<b>6068-12-22</b>
1-3/16"-12	M26x1.5	<b>6068-12-26</b>
1-3/16"-12	M27x2.0	<b>6068-12-27</b>
1-7/16"-12	M33x2.0	<b>6068-16-33</b>


**DID YOU KNOW?**

METRIC AND BSP THREAD TYPES ARE INCREASINGLY COMMON ON MODERN AND IMPORTED EQUIPMENT. METRIC PORT FITTINGS SEAL AT THE BASE—NOT ON THE THREADS—AND ARE AVAILABLE IN SEVERAL STYLES, INCLUDING O-RING ONLY (ORB-STYLE), O-RING WASHER, AND ELASTOMERIC SEALS. MATCHING THE CORRECT SEALING METHOD IS CRITICAL TO ENSURE A PROPER, LEAK-FREE CONNECTION.

## GAUGE PORT ADAPTERS



### GP6504 JIC GAUGE PORT

MALE X FEMALE JIC W/ 7/16"-20 (#4) ORB

JIC Size	ORB Size	Part Number
7/16"-20	7/16"-20	GP6504-04-04-04FB
9/16"-18	7/16"-20	GP6504-06-06-04FB
3/4"-16	7/16"-20	GP6504-08-08-04FB
7/8"-14	7/16"-20	GP6504-10-10-04FB
1-1/16"-12	7/16"-20	GP6504-12-12-04FB
1-5/16"-12	7/16"-20	GP6504-16-16-04FB
1-5/8"-12	7/16"-20	GP6504-20-20-04FB
1-7/8"-12	7/16"-20	GP6504-24-24-04FB
2-1/2"-12	7/16"-20	GP6504-32-32-04FB



### GPFF2406 ORFS GAUGE PORT

MALE X FEMALE ORFS W/ 7/16"-20 (#4) ORB

ORFS Size	ORB Size	Part Number
9/16"-18	7/16"-20	GPFF2406-04-04-04FB
11/16"-16	7/16"-20	GPFF2406-06-06-04FB
13/16"-16	7/16"-20	GPFF2406-08-08-04FB
1"-14	7/16"-20	GPFF2406-10-10-04FB
1-3/16"-12	7/16"-20	GPFF2406-12-12-04FB
1-7/16"-12	7/16"-20	GPFF2406-16-16-04FB
1-11/16"-12	7/16"-20	GPFF2406-20-20-04FB
2"-12	7/16"-20	GPFF2406-24-24-04FB



### 9015TP BSPP GAUGE PORT

MALE X FEMALE BSPP W/BSPP

BSPP Size	BSPP Size	Part Number
1/4"-19	1/8"-28	9015TP-04-04-B02
3/8"-19	1/8"-28	9015TP-06-06-B02
1/2"-14	1/8"-28	9015TP-08-08-B02
3/4"-14	1/8"-28	9015TP-12-12-B02
1"-11	1/8"-28	9015TP-16-16-B02
1-1/4"-11	1/8"-28	9015TP-20-20-B02
1-1/2"-11	1/4"-19	9015TP-24-24-B04



### GP6871/72 FLANGE GAUGE PORT

PORTED BOTH 1/4" NPT & 7/16"-20 (#4) ORB

INCLUDES PLUGS

REQUIRES LONGER FASTENERS

Flange Size	Code Series	Part Number
1/2"	Code 61	GP6871-08
3/4"	Code 61	GP6871-12
1"	Code 61	GP6871-16
1-1/4"	Code 61	GP6871-20
1-1/2"	Code 61	GP6871-24
2"	Code 61	GP6871-32
1/2"	Code 62	GP6872-08
3/4"	Code 62	GP6872-12
1"	Code 62	GP6872-16
1-1/4"	Code 62	GP6872-20
1-1/2"	Code 62	GP6872-24
2"	Code 62	GP6872-32



### 5015TP DIN GAUGE PORT

MALE X FEMALE DIN W/PIPE

DIN Size	Pipe Size	Part Number
L6 (M12x1.5)	1/8" Pipe	5015TP-L06-02
L8 (M14x1.5)	1/8" Pipe	5015TP-L08-02
L10 (M16x1.5)	1/8" Pipe	5015TP-L10-02
L12 (M18x1.5)	1/8" Pipe	5015TP-L12-02
L15 (M22x1.5)	1/8" Pipe	5015TP-L15-02
L18 (M24x1.5)	1/4" Pipe	5015TP-L18-04
L22 (M26x1.5)	1/4" Pipe	5015TP-L22-04
L28 (M36x2.0)	1/4" Pipe	5015TP-L28-04
S6 (M14x1.5)	1/8" Pipe	5015TP-S06-02
S8 (M16x1.5)	1/8" Pipe	5015TP-S08-02
S10 (M18x1.5)	1/8" Pipe	5015TP-S10-02
S12 (M20x1.5)	1/8" Pipe	5015TP-S12-02
S16 (M24x1.5)	1/4" Pipe	5015TP-S16-04
S20 (M30x2.0)	1/4" Pipe	5015TP-S20-04
S25 (M36x2.0)	1/4" Pipe	5015TP-S25-04

# TEST ADAPTERS



**MINIMESS (M16X2.0) TEST POINT**  
MALE MINIMESS X MALE PORT

Thread Type	Thread Size	Part Number
Pipe	1/8" Male	<b>TPP-02</b>
Pipe	1/4" Male	<b>TPP-04</b>
Pipe	3/8" Male	<b>TPP-06</b>
O'Ring Boss	7/16"-20 Male	<b>TPO-04</b>
O'Ring Boss	9/16"-18 Male	<b>TPO-06</b>
O'Ring Boss	3/4"-16 Male	<b>TPO-08</b>
BSPP	1/8"-28 Male	<b>TPBP-02</b>
BSPP	1/4"-19 Male	<b>TPBP-04</b>
BSPP	3/8"-19 Male	<b>TPBP-06</b>
Metric	M8x1.0 Male	<b>TPM-08</b>
Metric	M10x1.0 Male	<b>TPM-10</b>
Metric	M12x1.5 Male	<b>TPM-12</b>
Metric	M14x1.5 Male	<b>TPM-14</b>
Metric	M16x2.0 Male	<b>TPM-16</b>



**TEST POINT HOSE ASSEMBLIES**

Thread Type (Both ends)	Length	Part Number
Minimess Female	12"	<b>MBH,TP-TP,012</b>
Minimess Female	24"	<b>MBH,TP-TP,024</b>
Minimess Female	40"	<b>MBH,TP-TP,040</b>
Minimess Female	60"	<b>MBH,TP-TP,060</b>
Minimess Female	96"	<b>MBH,TP-TP,096</b>
Minimess Female	120"	<b>MBH,TP-TP,120</b>
Minimess Female	144"	<b>MBH,TP-TP,144</b>
Minimess Female	240"	<b>MBH,TP-TP,240</b>
#04 JIC Female	12"	<b>MBH,4FJ-4FJ,012</b>
#04 JIC Female	24"	<b>MBH,4FJ-4FJ,024</b>
#04 JIC Female	40"	<b>MBH,4FJ-4FJ,040</b>
#04 JIC Female	60"	<b>MBH,4FJ-4FJ,060</b>
#04 JIC Female	96"	<b>MBH,4FJ-4FJ,096</b>
#04 JIC Female	120"	<b>MBH,4FJ-4FJ,120</b>
#04 JIC Female	144"	<b>MBH,4FJ-4FJ,144</b>
#04 JIC Female	240"	<b>MBH,4FJ-4FJ,240</b>



**MINIMESS (M16X2.0) UNION**

Style	Part Number
Male x Male Straight	<b>TPU</b>
Male x Female 90° Elbow	<b>TPE</b>



**MINIMESS (M16X2.0) X PIPE**

Minimess	Pipe	Part Number
Female	1/4"-18 Female	<b>GCP-04</b>
Male	1/4"-18 Female	<b>HCGP-04</b>



**PD STYLE TEST POINT**  
MALE PD X THREADED

Thread Type	Thread Size	Part Number
Pipe	1/8" Male	<b>PD1M1</b>
Pipe	1/4" Male	<b>PD1M2</b>
Pipe	1/8" Female	<b>PD1F1</b>
Pipe	1/4" Female	<b>PD1F2</b>
O'Ring Boss	7/16"-20 Male	<b>PD1OM2</b>
O'Ring Boss	9/16"-18 Male	<b>PD1OM3</b>



**PD STYLE TEST POINT**  
FEMALE PD X THREADED

Thread Type	Thread Size	Part Number
Pipe	1/8" Male	<b>1PDM1</b>
Pipe	1/4" Male	<b>1PDM2</b>
Pipe	1/8" Female	<b>1PDF1</b>
Pipe	1/4" Female	<b>1PDF2</b>

TESTING ADAPTERS

## TEST GAUGES



### LIQUID FILLED GAUGES

2-1/2" FACE PSI & BAR

1/4" NPT BOTTOM PORT

Pressure Range	Part Number
30" Vacuum - 0 PSI	<b>PRO-201L-254A</b>
30" Vacuum - 30 PSI	<b>PRO-201L-254CC</b>
30" Vacuum - 60 PSI	<b>PRO-201L-254CD</b>
30" Vacuum - 100 PSI	<b>PRO-201L-254CE</b>
0 - 15 PSI	<b>PRO-201L-254B</b>
0 - 30 PSI	<b>PRO-201L-254C</b>
0 - 60 PSI	<b>PRO-201L-254D</b>
0 - 100 PSI	<b>PRO-201L-254E</b>
0 - 160 PSI	<b>PRO-201L-254F</b>
0 - 200 PSI	<b>PRO-201L-254G</b>
0 - 300 PSI	<b>PRO-201L-254H</b>
0 - 400 PSI	<b>PRO-201L-254I</b>
0 - 500 PSI	<b>PRO-201L-254J</b>
0 - 600 PSI	<b>PRO-201L-254K</b>
0 - 800 PSI	<b>PRO-201L-254L</b>
0 - 1,000 PSI	<b>PRO-201L-254M</b>
0 - 1,500 PSI	<b>PRO-201L-254N</b>
0 - 2,000 PSI	<b>PRO-201L-254O</b>
0 - 3,000 PSI	<b>PRO-201L-254P</b>
0 - 4,000 PSI	<b>PRO-201L-254Q</b>
0 - 5,000 PSI	<b>PRO-201L-254R</b>
0 - 6,000 PSI	<b>PRO-201L-254S</b>
0 - 7,500 PSI	<b>PRO-201L-254T</b>
0 - 10,000 PSI	<b>PRO-201L-254U</b>
0 - 20,000 PSI	<b>PRO-201L-254W</b>



### LIQUID FILLED GAUGES

2-1/2" FACE PSI & BAR

1/4" NPT REAR PORT - W/CLAMP

Pressure Range	Part Number
30" Vacuum - 0 PSI	<b>PRO-203L-254A</b>
30" Vacuum - 30 PSI	<b>PRO-203L-254CC</b>
30" Vacuum - 60 PSI	<b>PRO-203L-254CD</b>
30" Vacuum - 100 PSI	<b>PRO-203L-254CE</b>
0 - 15 PSI	<b>PRO-203L-254B</b>
0 - 30 PSI	<b>PRO-203L-254C</b>
0 - 60 PSI	<b>PRO-203L-254D</b>
0 - 100 PSI	<b>PRO-203L-254E</b>
0 - 160 PSI	<b>PRO-203L-254F</b>
0 - 200 PSI	<b>PRO-203L-254G</b>
0 - 300 PSI	<b>PRO-203L-254H</b>
0 - 400 PSI	<b>PRO-203L-254I</b>
0 - 500 PSI	<b>PRO-203L-254J</b>
0 - 600 PSI	<b>PRO-203L-254K</b>
0 - 800 PSI	<b>PRO-203L-254L</b>
0 - 1,000 PSI	<b>PRO-203L-254M</b>
0 - 1,500 PSI	<b>PRO-203L-254N</b>
0 - 2,000 PSI	<b>PRO-203L-254O</b>
0 - 3,000 PSI	<b>PRO-203L-254P</b>
0 - 4,000 PSI	<b>PRO-203L-254Q</b>
0 - 5,000 PSI	<b>PRO-203L-254R</b>
0 - 6,000 PSI	<b>PRO-203L-254S</b>
0 - 7,500 PSI	<b>PRO-203L-254T</b>
0 - 10,000 PSI	<b>PRO-203L-254U</b>
0 - 20,000 PSI	<b>PRO-203L-254W</b>

TESTING ADAPTERS



### DID YOU KNOW?

LIQUID-FILLED GAUGES ARE DESIGNED TO REDUCE VIBRATION AND PULSATION, PROVIDING MORE STABLE AND ACCURATE READINGS. THE FILLED CASE ALSO HELPS PROTECT INTERNAL COMPONENTS, EXTENDING GAUGE LIFE IN DEMANDING HYDRAULIC APPLICATIONS.



### DIGITAL GAUGES

2-1/2" FACE HG/PSI/BAR/MPa

1/4" NPT BOTTOM PORT

Pressure Range	Part Number
30" Vacuum - 100 PSI	<b>PRO-201L-DIGI-V</b>
0 - 10,000 PSI	<b>PRO-201L-DIGI</b>



Refer to technical section for correct selection, installation, and usage of hose and fittings prior to service.



## FLOW METERS

IDEAL FOR MONITORING PUMP PERFORMANCE AND MEDIA FLOWS IN HYDRAULIC SYSTEMS. USE THESE FLOW METERS TO SETUP, ADJUST AND TEST HYDRAULIC PUMPS, MOTORS, CYLINDERS, ATTACHMENTS, AND MORE.



### BASIC FLOW METER REVERSE FLOW CAPABLE - ORB PORTS

Pressure Rating	Flow Range	Part Number
3,500 PSI	3 to 30 GPM (10 to 115 LPM)	<b>HC-700A-030RF</b>
3,500 PSI	5 to 50 GPM (20 to 190 LPM)	<b>HC-760A-050RF</b>
3,500 PSI	10 to 75 GPM (40 to 280 LPM)	<b>HC-800A-075RF</b>
5,000 PSI	3 to 30 GPM (10 to 115 LPM)	<b>HC-700S-030RF</b>
5,000 PSI	5 to 50 GPM (20 to 190 LPM)	<b>HC-760S-050RF</b>
5,000 PSI	10 to 75 GPM (40 to 280 LPM)	<b>HC-800S-075RF</b>



### BASIC FLOW/PRESSURE METER REVERSE FLOW CAPABLE - ORB PORTS

EQUIPPED WITH A LOAD CELL AND PRESSURE GAUGE THIS ALLOWS THE USER TO LOAD THE PUMP IN A SAFE MANNER WHILE RUNNING TESTS.

Pressure Rating	Flow Range	Part Number
3,500 PSI	3 to 30 GPM (10 to 115 LPM)	<b>HC-TK700A-030R F</b>
3,500 PSI	5 to 50 GPM (20 to 190 LPM)	<b>HC-TK760A-050R F</b>
3,500 PSI	10 to 75 GPM (40 to 280 LPM)	<b>HC-TK800A-075R F</b>
5,000 PSI	3 to 30 GPM (10 to 115 LPM)	<b>HC-TK700S-030R F</b>
5,000 PSI	5 to 50 GPM (20 to 190 LPM)	<b>HC-TK760S-050R F</b>
5,000 PSI	10 to 75 GPM (40 to 280 LPM)	<b>HC-TK800S-075R F</b>



### PRO FLOW/PRESSURE/TEMPERATURE METER REVERSE FLOW CAPABLE - MALE JIC PORTS

THE KIT CONSISTS OF A DIRECT-ACTING FLOW INDICATOR WITH A BUILT-IN THERMOMETER, A LOADING VALVE, AND A PRESSURE GAUGE ALL BUILT INTO A STRONG STEEL CASE WITH A REMOVABLE LID FOR PROTECTION.

Pressure Rating	Flow Range	Part Number
6,000 PSI	5 - 70 GPM (20 - 270 LPM)	<b>HC-RFIK-070</b>

### MASTER DIGITAL MULTI-METER REVERSE FLOW CAPABLE - ORB PORTS - BLUETOOTH

COMPLETE DIGITAL HYDRAULIC MULTIMETER THAT FEATURES BLUETOOTH AND DATA LOGGING FOR COMPLETE REPORTING ON TESTING. FEATURES REMOTE VIEWING ON THE APP AS WELL.

Pressure Rating	Flow Range	Part Number
7,000 PSI	210 GPM (800 LPM)	<b>HC-RFIK-070</b>



TESTING ADAPTERS

## CAP AND PLUG KITS

### RHINO PLUGS - NITRILE RUBBER



Size	Qty / Bag	Part Number
Mini #4 - #8	16	ROPLUG-1
Small #4 - #12	10	ROPLUG-2
Medium #16 - #20	6	ROPLUG-3
Large #24 - #32	4	ROPLUG-4
Assorted Kit	4 Mini, 4 Small 2 Medium, 2 Large	ROPLUG-K

Thread Type	Size / Qty	Part Number
JIC	#4 - #16, 64 PCS	CAPPLUG-JIC-PC
ORFS	#4 - #16, 64 PCS	CAPPLUG-ORFS-PC
ORB	#4 - #16, 40 PCS	CAPPLUG-ORB-PC
NPT	#4 - #16, 64 PCS	CAPPLUG-NPT-PC
BSPP	#4 - #16, 56 PCS	CAPPLUG-BSPP-PC
DIN L	L08 - L28, 64 PCS	CAPPLUG-DINL-PC
DIN S	S06 - S25, 64 PCS	CAPPLUG-DINS-PC
Code 61	#08 - #32, 16 PCS	CAPPLUG-CD61-PC
Code 62	#12 - #32, 14 PCS	CAPPLUG-CD62-PC
CAT Flange	#08 - #32, 16 PCS	CAPPLUG-CD62C-PC

### BASIC STARTER KITS INCLUDES SMALL PLASTIC CASE



### STARTER KITS INCLUDES SMALL STEEL CASE



Thread Type	Size / Qty	Part Number
JIC	#4 - #16, 64 PCS	CAPPLUG-JIC
ORFS	#4 - #16, 64 PCS	CAPPLUG-ORFS
ORB	#4 - #16, 40 PCS	CAPPLUG-ORB
NPT	#4 - #16, 64 PCS	CAPPLUG-NPT
BSPP	#4 - #16, 56 PCS	KIT-PL&CP-BSPP
DIN L	L06 - L28, 72 PCS	KIT-PL&CP-DIN-L
DIN S	S06 - S25, 64 PCS	KIT-PL&CP-DIN-S
Code 61	#08 - #32, 16 PCS	CAPPLUG-CD61
Code 62	#12 - #32, 14 PCS	CAPPLUG-CD62
CAT Flange	#08 - #32, 16 PCS	CAPPLUG-CD62C

Thread Type	Size / Qty	Part Number
JIC	#4 - #20, 96 PCS	CAPPLUG-JIC-EXT
ORFS	#4 - #20, 96 PCS	CAPPLUG-ORFS-EXT
ORB & NPT	#4 - #16, 104 PCS	CAPPLUG-ORBNPT-EXT
BSPP	#4 - #20, 72 PCS	CAPPLUG-BSPP-EXT
DIN L	L06 - L35, 84 PCS	CAPPLUG-DINL-EXT
DIN S	S06 - S30, 84 PCS	CAPPLUG-DINS-EXT
Code 61 & 62	#8 - #32, 34 PCS	CAPPLUG-CDALL

### MASTER KITS INCLUDES LARGE STEEL CASE



KITS AND PACKAGES

# ASSORTMENT KIT DETAILS



## BUILT FOR THE SHOP & THE FIELD

Each kit comes in a heavy-duty steel case made to handle real-world use. Inside, fittings are organized and clearly labeled so your crew can find what they need fast—no digging, no wasted time.



## KEEP IT ORGANIZED

Buy four kits and get a **free 4-drawer cabinet** to keep everything in one place. It's a simple way to stay organized, cut down on clutter, and make sure the right fittings are always within reach.



## MRO SUPPORT THAT SCALES WITH YOU

We don't just supply hydraulic fittings—we help you build a system that works. With scalable storage solutions from Durham Manufacturing and our delivery support, we can set you up to stay organized and fully stocked.



From hydraulic adapters to electrical, fasteners, brass fittings, DOT components, and more, we offer a wide range of products to support your operation. As your needs grow, we can expand your setup to match—keeping your inventory streamlined, accessible, and ready when you need it.



## JIC ADAPTER KITS

KITS AND PACKAGES

JIC Adapter Kit - 1/4" and 3/8"		Part# KIT-JICADPT-4x6	
 1/4" Male JIC Union	 3/8" Female JIC x 1/4" Male JIC	 3/8" Male JIC Union	 1/2" Female JIC x 3/8" Male JIC
 1/4" Female JIC x 1/4" Male JIC 45°	 1/4" Male JIC Tee	 3/8" Female JIC x 3/8" Male JIC 45°	 3/8" Male JIC Tee
 1/4" Female JIC x 1/4" Male JIC 90°	 1/4" JIC Swivel Branch Tee	 3/8" Female JIC x 3/8" Male JIC 90°	 3/8" JIC Swivel Branch Tee
 1/4" Male JIC x 1/4" Female JIC	 1/4" JIC Swivel Run Tee	 3/8" Male JIC x 3/8" Female JIC	 3/8" JIC Swivel Run Tee

JIC Adapter Kit - 1/2" and 5/8"		Part# KIT-JICADPT-8x10	
 1/2" Male JIC Union	 5/8" Female JIC x 1/2" Male JIC	 5/8" Male JIC Union	 3/4" Female JIC x 5/8" Male JIC
 1/2" Female JIC x 1/2" Male JIC 45°	 1/2" Male JIC Tee	 5/8" Female JIC x 5/8" Male JIC 45°	 5/8" Male JIC Tee
 1/2" Female JIC x 1/2" Male JIC 90°	 1/2" JIC Swivel Branch Tee	 5/8" Female JIC x 5/8" Male JIC 90°	 5/8" JIC Swivel Branch Tee
 1/2" Male JIC x 1/2" Female JIC	 1/2" JIC Swivel Run Tee	 5/8" Male JIC x 5/8" Female JIC	 5/8" JIC Swivel Run Tee

JIC Adapter Kit - 3/4" and 1"		Part# KIT-JICADPT-12x16	
 3/4" Male JIC Union	 1" Female JIC x 3/4" Male JIC	 1" Male JIC Union	 1-1/4" Female JIC x 1" Male JIC
 3/4" Female JIC x 3/4" Male JIC 45°	 3/4" Male JIC Tee	 1" Female JIC x 1" Male JIC 45°	 1" Male JIC Tee
 3/4" Female JIC x 3/4" Male JIC 90°	 3/4" JIC Swivel Branch Tee	 1" Female JIC x 1" Male JIC 90°	 1" JIC Swivel Branch Tee
 3/4" Male JIC x 3/4" Female JIC	 3/4" JIC Swivel Run Tee	 1" Male JIC x 1" Female JIC	 1" JIC Swivel Run Tee

JIC Adapter Kit - 1-1/4"		Part# KIT-JICADPT-20	
 1-1/4" Male JIC Union	 1-1/4" Female JIC x 1-1/4" Male JIC	 1-1/4" Female JIC x 1-1/4" Male JIC 45°	 1-1/4" Female JIC x 1-1/4" Male JIC 90°
 1-1/4" Male JIC x 1-1/4" Female JIC	 1-1/4" Male JIC Tee	 1-1/4" JIC Swivel Branch Tee	 1-1/4" JIC Swivel Run Tee

## JIC X PIPE ADAPTER KITS

1/4" JIC x Pipe Adapter Kit		Part# KIT-JICNPTADPT-4	
 1/4" Male JIC x 1/8" Male Pipe	 1/4" Male JIC x 1/8" Male Pipe 45°	 1/4" Male JIC x 1/8" Male Pipe 90°	 1/4" Male JIC x 1/8" Female Pipe
 1/4" Male JIC x 1/8" Male Pipe	 1/4" Male JIC x 1/8" Male Pipe 45°	 1/4" Male JIC x 1/8" Male Pipe 90°	 1/4" Male JIC x 1/8" Female Pipe
 1/4" Male JIC x 3/8" Male Pipe	 1/4" Male JIC x 3/8" Male Pipe 45°	 1/4" Male JIC x 3/8" Male Pipe 90°	 1/4" Male JIC x 1/8" Female Pipe 90°
 1/4" Male JIC x 1/2" Male Pipe	 1/4" Male JIC x 1/2" Male Pipe 45°	 1/4" Male JIC x 1/2" Male Pipe 90°	 1/4" Male JIC x 1/4" Female Pipe 90°

3/8" JIC x Pipe Adapter Kit		Part# KIT-JICNPTADPT-6	
 3/8" Male JIC x 1/8" Male Pipe	 3/8" Male JIC x 1/8" Male Pipe 45°	 3/8" Male JIC x 1/8" Male Pipe 90°	 3/8" Male JIC x 1/4" Female Pipe
 3/8" Male JIC x 1/8" Male Pipe	 3/8" Male JIC x 1/8" Male Pipe 45°	 3/8" Male JIC x 1/8" Male Pipe 90°	 3/8" Male JIC x 3/8" Female Pipe
 3/8" Male JIC x 3/8" Male Pipe	 3/8" Male JIC x 3/8" Male Pipe 45°	 3/8" Male JIC x 3/8" Male Pipe 90°	 3/8" Male JIC x 1/4" Female Pipe 90°
 3/8" Male JIC x 1/2" Male Pipe	 3/8" Male JIC x 1/2" Male Pipe 45°	 3/8" Male JIC x 1/2" Male Pipe 90°	 3/8" Male JIC x 3/8" Female Pipe 90°

**JIC X PIPE ADAPTER KITS CONTINUED**

**1/2" JIC x Pipe Adapter Kit**

**Part# KIT-JICNPTADPT-8**

 1/2" Male JIC x 1/4" Male Pipe	 1/2" Male JIC x 1/4" Male Pipe 45°	 1/2" Male JIC x 1/4" Male Pipe 90°	 1/2" Male JIC x 3/8" Female Pipe
 1/2" Male JIC x 3/8" Male Pipe	 1/2" Male JIC x 3/8" Male Pipe 45°	 1/2" Male JIC x 3/8" Male Pipe 90°	 1/2" Male JIC x 1/2" Female Pipe
 1/2" Male JIC x 1/2" Male Pipe	 1/2" Male JIC x 1/2" Male Pipe 45°	 1/2" Male JIC x 3/8" Male Pipe 90°	 1/2" Male JIC x 3/8" Female Pipe 90°
 1/2" Male JIC x 3/4" Male Pipe	 1/2" Male JIC x 3/4" Male Pipe 45°	 1/2" Male JIC x 3/4" Male Pipe 90°	 1/2" Male JIC x 1/2" Female Pipe 90°

**5/8" JIC x Pipe Adapter Kit**

**Part# KIT-JICNPTADPT-10**

 5/8" Male JIC x 1/4" Male Pipe			 5/8" Male JIC x 3/8" Female Pipe
 5/8" Male JIC x 3/8" Male Pipe	 5/8" Male JIC x 3/8" Male Pipe 45°	 5/8" Male JIC x 3/8" Male Pipe 90°	 5/8" Male JIC x 1/2" Female Pipe
 5/8" Male JIC x 1/2" Male Pipe	 5/8" Male JIC x 1/2" Male Pipe 45°	 5/8" Male JIC x 3/8" Male Pipe 90°	 5/8" Male JIC x 3/8" Female Pipe 90°
 5/8" Male JIC x 3/4" Male Pipe	 5/8" Male JIC x 3/4" Male Pipe 45°	 5/8" Male JIC x 3/4" Male Pipe 90°	 5/8" Male JIC x 1/2" Female Pipe 90°

**3/4" JIC x Pipe Adapter Kit**

**Part# KIT-JICNPTADPT-12**

 3/4" Male JIC x 1/2" Male Pipe	 3/4" Male JIC x 1/2" Male Pipe 45°	 3/4" Male JIC x 1/2" Male Pipe 90°	 3/4" Male JIC x 1/2" Female Pipe
 3/4" Male JIC x 3/4" Male Pipe	 3/4" Male JIC x 3/4" Male Pipe 45°	 3/4" Male JIC x 3/4" Male Pipe 90°	 3/4" Male JIC x 3/4" Female Pipe
 3/4" Male JIC x 1" Male Pipe	 3/4" Male JIC x 1" Male Pipe 45°	 3/4" Male JIC x 1" Male Pipe 90°	 3/4" Male JIC x 3/4" Female Pipe 90°

**1" JIC x Pipe Adapter Kit**

**Part# KIT-JICNPTADPT-16**

 1" Male JIC x 3/4" Male Pipe	 1" Male JIC x 3/4" Male Pipe 45°	 1" Male JIC x 3/4" Male Pipe 90°	 1" Male JIC x 3/4" Female Pipe
 1" Male JIC x 1" Male Pipe	 1" Male JIC x 1" Male Pipe 45°	 1" Male JIC x 1" Male Pipe 90°	 1" Male JIC x 1" Female Pipe
 1" Male JIC x 1-1/4" Male Pipe	 1" Male JIC x 1-1/4" Male Pipe 45°	 1" Male JIC x 1-1/4" Male Pipe 90°	 1" Male JIC x 1" Female Pipe 90°

**1-1/4" JIC x Pipe Adapter Kit**

**Part# KIT-JICNPTADPT-20**

 1-1/4" Male JIC x 3/4" Male Pipe	 1-1/4" Male JIC x 1" Male Pipe 45°	 1-1/4" Male JIC x 1" Male Pipe 90°	 1-1/4" Male JIC x 1-1/4" Female Pipe
 1-1/4" Male JIC x 1-1/4" Male Pipe	 1-1/4" Male JIC x 1-1/4" Male Pipe 45°	 1" Male JIC x 1-1/4" Male Pipe 90°	 1-1/4" Male JIC x 1-1/4" Female Pipe 90°

KITS AND PACKAGES

# JIC X O' RING BOSS ADAPTER KITS

KITS AND PACKAGES

1/4" JIC x O' Ring Boss Adapter Kit				3/8" JIC x O' Ring Boss Adapter Kit			
Part# KIT-JICORBADPT-4				Part# KIT-JICORBADPT-6			
 1/4" Male JIC x 1/4" Male ORB	 1/4" Male JIC x 1/4" Male ORB 45°	 1/4" Male JIC x 1/4" Male ORB 90°	 1/4" Male JIC x 1/4" Male ORB Branch Tee	 3/8" Male JIC x 1/4" Male ORB	 3/8" Male JIC x 1/4" Male ORB 45°	 3/8" Male JIC x 1/4" Male ORB 90°	 3/8" Male JIC x 3/8" Male ORB Branch Tee
 1/4" Male JIC x 3/8" Male ORB	 1/4" Male JIC x 3/8" Male ORB 45°	 1/4" Male JIC x 3/8" Male ORB 90°	 1/4" Male JIC x 1/4" Male ORB Run Tee	 3/8" Male JIC x 3/8" Male ORB	 3/8" Male JIC x 3/8" Male ORB 45°	 3/8" Male JIC x 3/8" Male ORB 90°	 3/8" Male JIC x 3/8" Male ORB Run Tee
 1/4" Male JIC x 1/2" Male ORB	 1/4" Male JIC x 1/2" Male ORB 45°	 1/4" Male JIC x 1/2" Male ORB 90°	 1/4" Male ORB x 1/4" Female JIC	 3/8" Male JIC x 1/2" Male ORB	 3/8" Male JIC x 1/2" Male ORB 45°	 3/8" Male JIC x 1/2" Male ORB 90°	 3/8" Male ORB x 3/8" Female JIC
 1/4" Male JIC x 5/8" Male ORB	 1/4" Male JIC x 5/8" Male ORB 45°	 1/4" Male JIC x 5/8" Male ORB 90°	 1/4" Male ORB x 1/4" Female JIC 90°	 3/8" Male JIC x 5/8" Male ORB	 3/8" Male JIC x 5/8" Male ORB 45°	 3/8" Male JIC x 5/8" Male ORB 90°	 3/8" Male ORB x 3/8" Female JIC 90°

1/2" JIC x O' Ring Boss Adapter Kit				5/8" JIC x O' Ring Boss Adapter Kit			
Part# KIT-JICORBADPT-8				Part# KIT-JICORBADPT-10			
 1/2" Male JIC x 3/8" Male ORB	 1/2" Male JIC x 3/8" Male ORB 45°	 1/2" Male JIC x 3/8" Male ORB 90°	 1/2" Male JIC x 1/2" Male ORB Branch Tee	 5/8" Male JIC x 3/8" Male ORB	 5/8" Male JIC x 3/8" Male ORB 45°	 5/8" Male JIC x 3/8" Male ORB 90°	 5/8" Male JIC x 5/8" Male ORB Branch Tee
 1/2" Male JIC x 1/2" Male ORB	 1/2" Male JIC x 1/2" Male ORB 45°	 1/2" Male JIC x 1/2" Male ORB 90°	 1/2" Male JIC x 1/2" Male ORB Run Tee	 5/8" Male JIC x 1/2" Male ORB	 5/8" Male JIC x 1/2" Male ORB 45°	 5/8" Male JIC x 1/2" Male ORB 90°	 5/8" Male JIC x 5/8" Male ORB Run Tee
 1/2" Male JIC x 5/8" Male ORB	 1/2" Male JIC x 5/8" Male ORB 45°	 1/2" Male JIC x 5/8" Male ORB 90°	 1/2" Male ORB x 1/2" Female JIC	 5/8" Male JIC x 5/8" Male ORB	 5/8" Male JIC x 5/8" Male ORB 45°	 5/8" Male JIC x 5/8" Male ORB 90°	 5/8" Male ORB x 5/8" Female JIC
 1/2" Male JIC x 3/4" Male ORB	 1/2" Male JIC x 3/4" Male ORB 45°	 1/2" Male JIC x 3/4" Male ORB 90°	 1/2" Male ORB x 1/2" Female JIC 90°	 5/8" Male JIC x 3/4" Male ORB	 5/8" Male JIC x 3/4" Male ORB 45°	 5/8" Male JIC x 3/4" Male ORB 90°	 5/8" Male ORB x 5/8" Female JIC 90°

3/4" JIC x O' Ring Boss Adapter Kit		Part# KIT-JICORBADPT-12	
 3/4" Male JIC x 1/2" Male ORB	 3/4" Male JIC x 1/2" Male ORB 45°	 3/4" Male JIC x 1/2" Male ORB 90°	 3/4" Male JIC x 3/4" Male ORB Branch Tee
 3/4" Male JIC x 5/8" Male ORB	 3/4" Male JIC x 5/8" Male ORB 45°	 3/4" Male JIC x 5/8" Male ORB 90°	 3/4" Male JIC x 3/4" Male ORB Run Tee
 3/4" Male JIC x 3/4" Male ORB	 3/4" Male JIC x 3/4" Male ORB 45°	 3/4" Male JIC x 3/4" Male ORB 90°	 3/4" Male ORB x 3/4" Female JIC
 3/4" Male JIC x 1" Male ORB	 5/8" Male JIC x 1" Male ORB 45°	 5/8" Male JIC x 1" Male ORB 90°	 3/4" Male ORB x 3/4" Female JIC 90°

**JIC X O' RING BOSS ADAPTER KITS CONTINUED**

1-1/4" JIC x O' Ring Boss Adapter Kit		Part# KIT-JICORBADPT-20	
 1-1/4" Male JIC x 3/4" Male ORB	 1-1/4" Male JIC x 3/4" Male ORB 45°	 1-1/4" Male JIC x 3/4" Male ORB 90°	
 1-1/4" Male JIC x 1" Male ORB	 1-1/4" Male JIC x 1" Male ORB 45°	 1-1/4" Male JIC x 1" Male ORB 90°	
 1-1/4" Male JIC x 1-1/4" Male ORB	 1-1/4" Male JIC x 1-1/4" Male ORB 45°	 1-1/4" Male JIC x 1-1/4" Male ORB 90°	
 1-1/4" Male JIC x 1-1/2" Male ORB	 1-1/4" Male JIC x 1-1/2" Male ORB 45°	 1-1/4" Male JIC x 1-1/2" Male ORB 90°	

1" JIC x O' Ring Boss Adapter Kit		Part# KIT-JICORBADPT-16	
 1" Male JIC x 5/8" Male ORB	 1" Male JIC x 5/8" Male ORB 45°	 3/4" Male JIC x 5/8" Male ORB 90°	 1" Male JIC x 1" Male ORB Branch Tee
 1" Male JIC x 3/4" Male ORB	 1" Male JIC x 3/4" Male ORB 45°	 3/4" Male JIC x 3/4" Male ORB 90°	 1" Male JIC x 1" Male ORB Run Tee
 1" Male JIC x 1" Male ORB	 1" Male JIC x 1" Male ORB 45°	 3/4" Male JIC x 1" Male ORB 90°	 1" Male ORB x 1" Female JIC
 1" Male JIC x 1-1/4" Male ORB	 1" Male JIC x 1-1/4" Male ORB 45°	 5/8" Male JIC x 1-1/4" Male ORB 90°	 1" Male ORB x 1" Female JIC 90°

**O' RING BOSS ADAPTER KITS**

1/4" - 5/8" O' Ring Boss Adapter Kit		Part# KIT-ORBADPT-4x10	
 1/4" Male ORB x 1/4" Male ORB	 1/4" Male ORB x 3/8" Female ORB	 1/2" Male ORB x 1/4" Female ORB	 5/8" Male ORB x 3/8" Female ORB
 3/8" Male ORB x 3/8" Male ORB	 5/16" Male ORB x 1/4" Female ORB	 1/2" Male ORB x 3/8" Female ORB	 5/8" Male ORB x 3/8" Female ORB
 1/2" Male ORB x 1/2" Male ORB	 3/8" Male ORB x 1/4" Female ORB	 1/2" Male ORB x 5/8" Female ORB	 5/8" Male ORB x 1/2" Female ORB
 5/8" Male ORB x 5/8" Male ORB	 3/8" Male ORB x 1/2" Female ORB	 5/8" Male ORB x 1/4" Female ORB	 5/8" Male ORB x 1/4" Female ORB

3/4" - 1-1/4" O' Ring Boss Adapter Kit		Part# KIT-ORBADPT-12x20	
 3/4" Male ORB x 3/4" Male ORB	 1/4" Male ORB x 3/8" Female ORB	 1/2" Male ORB x 1/2" Female ORB	 1-1/4" Male ORB x 5/8" Female ORB
 1" Male ORB x 1" Male ORB	 5/16" Male ORB x 1/2" Female ORB	 1/2" Male ORB x 5/8" Female ORB	 1-1/4" Male ORB x 3/4" Female ORB
 1-1/4" Male ORB x 1-1/4" Male ORB	 3/8" Male ORB x 5/8" Female ORB	 1/2" Male ORB x 3/4" Female ORB	 1-1/4" Male ORB x 1" Female ORB
	 3/8" Male ORB x 1-1/4" Female ORB	 5/8" Male ORB x 1-1/4" Female ORB	 1-1/4" Male ORB x 1-1/2" Female ORB

KITS AND PACKAGES

# PIPE ADAPTER KITS

KITS AND PACKAGES

1/8" - 1-1/2" NPT Nipple Kit		Part# KIT-NPTNIPADPT-2x24	
 1/8" Male Pipe x 1/8" Male Pipe	 3/8" Male Pipe x 3/8" Male Pipe	 3/4" Male Pipe x 3/4" Male Pipe	 1-1/4" Male Pipe x 1-1/4" Male Pipe
 1/4" Male Pipe x 1/8" Male Pipe	 1/2" Male Pipe x 3/8" Male Pipe	 1" Male Pipe x 3/4" Male Pipe	 1-1/2" Male Pipe x 1-1/4" Male Pipe
 1/4" Male Pipe x 1/4" Male Pipe	 1/2" Male Pipe x 1/2" Male Pipe	 1" Male Pipe x 1" Male Pipe	 1-1/2" Male Pipe x 1-1/4" Male Pipe
 3/8" Male Pipe x 1/4" Male Pipe	 3/4" Male Pipe x 1/2" Male Pipe	 1-1/4" Male Pipe x 1" Male Pipe	

1/8" - 1-1/2" NPT Bushing Kit		Part# KIT-NPTBUSHADPT-2x24	
 1/4" Male Pipe x 1/8" Female Pipe	 1/2" Male Pipe x 3/8" Female Pipe	 1" Male Pipe x 3/8" Female Pipe	 1-1/4" Male Pipe x 3/4" Female Pipe
 3/8" Male Pipe x 1/8" Female Pipe	 3/4" Male Pipe x 1/4" Female Pipe	 1" Male Pipe x 1/2" Female Pipe	 1-1/4" Male Pipe x 1" Female Pipe
 3/8" Male Pipe x 1/4" Female Pipe	 3/4" Male Pipe x 3/8" Female Pipe	 1" Male Pipe x 3/4" Female Pipe	 1-1/2" Male Pipe x 1" Female Pipe
 1/2" Male Pipe x 1/4" Female Pipe	 3/4" Male Pipe x 1/2" Female Pipe	 1-1/4" Male Pipe x 1/2" Female Pipe	 1-1/2" Male Pipe x 1-1/4" Female Pipe

1/8" - 1" NPT Street Elbow Kit		Part# KIT-NPTSEADPT-2x16	
 1/8" Male Pipe x 1/8" Female Pipe 45° Elbow	 3/8" Male Pipe x 3/8" Female Pipe 45° Elbow	 1/8" Male Pipe x 1/8" Female Pipe 90° Elbow	 3/8" Male Pipe x 3/8" Female Pipe 90° Elbow
 1/4" Male Pipe x 1/4" Female Pipe 45° Elbow	 3/4" Male Pipe x 3/4" Female Pipe 45° Elbow	 1/4" Male Pipe x 1/4" Female Pipe 90° Elbow	 3/4" Male Pipe x 3/4" Female Pipe 90° Elbow
 3/8" Male Pipe x 3/8" Female Pipe 45° Elbow	 1" Male Pipe x 1" Female Pipe 45° Elbow	 3/8" Male Pipe x 3/8" Female Pipe 90° Elbow	 1" Male Pipe x 1" Female Pipe 90° Elbow

1/8" - 1" NPT Elbow Kit		Part# KIT-NPTSEADPT-2x16	
 1/8" Female Pipe x 1/8" Female Pipe 45° Elbow	 3/8" Female Pipe x 3/8" Female Pipe 45° Elbow	 1/8" Female Pipe x 1/8" Female Pipe 90° Elbow	 3/8" Female Pipe x 3/8" Female Pipe 90° Elbow
 1/4" Female Pipe x 1/4" Female Pipe 45° Elbow	 3/4" Female Pipe x 3/4" Female Pipe 45° Elbow	 1/4" Female Pipe x 1/4" Female Pipe 90° Elbow	 3/4" Female Pipe x 3/4" Female Pipe 90° Elbow
 3/8" Female Pipe x 3/8" Female Pipe 45° Elbow	 1" Female Pipe x 1" Female Pipe 45° Elbow	 3/8" Female Pipe x 3/8" Female Pipe 90° Elbow	 1" Female Pipe x 1" Female Pipe 90° Elbow

NPSM Swivel Adapter Kit		Part# KIT-NPSMADPT-2x16	
 1/8" Male Pipe x 1/8" Female NPSM	 3/8" Male Pipe x 1/4" Female NPSM	 1/2" Male Pipe x 1/2" Female NPSM	 3/4" Male Pipe x 1" Female NPSM
 1/4" Male Pipe x 1/8" Female NPSM	 3/8" Male Pipe x 3/8" Female NPSM	 1/2" Male Pipe x 3/4" Female NPSM	 1" Male Pipe x 3/4" Female NPSM
 1/8" Male Pipe x 1/4" Female NPSM	 3/8" Male Pipe x 1/2" Female NPSM	 3/4" Male Pipe x 1/2" Female NPSM	 1" Male Pipe x 1" Female NPSM
 1/4" Male Pipe x 1/4" Female NPSM	 1/2" Male Pipe x 3/8" Female NPSM	 3/4" Male Pipe x 3/4" Female NPSM	 1" Male Pipe x 1-1/4" Female NPSM

1/8" - 1" NPSM Elbow Kit		Part# KIT-NPSMSEADPT-2x16	
 1/8" Male Pipe x 1/8" Female NPSM 45° Elbow	 3/8" Male Pipe x 3/8" Female NPSM 45° Elbow	 1/8" Male Pipe x 1/8" Female NPSM 90° Elbow	 3/8" Male Pipe x 3/8" Female NPSM 90° Elbow
 1/4" Male Pipe x 1/4" Female NPSM 45° Elbow	 3/4" Male Pipe x 3/4" Female NPSM 45° Elbow	 1/4" Male Pipe x 1/4" Female NPSM 90° Elbow	 3/4" Male Pipe x 3/4" Female NPSM 90° Elbow
 3/8" Male Pipe x 3/8" Female NPSM 45° Elbow	 1" Male Pipe x 1" Female NPSM 45° Elbow	 3/8" Male Pipe x 3/8" Female NPSM 90° Elbow	 1" Male Pipe x 1" Female NPSM 90° Elbow

**PIPE ADAPTER KITS CONTINUED**

KITS AND PACKAGES

1/8" NPT Adapter Kit		Part# KIT-NPTADPT-2	
 1/8" Male Pipe x 1/8" Male Pipe	 1/8" Male Pipe x 1/8" Female Pipe 45° Elbow	 1/8" Female Pipe x 1/8" Female Pipe	 1/8" Female Pipe Tee
 1/4" Male Pipe x 1/8" Male Pipe	 1/8" Male Pipe x 1/8" Female Pipe 90° Elbow	 1/4" Female Pipe x 1/8" Female Pipe	 1/8" Pipe Run Tee
 1/8" Male Pipe x 1/8" Male Pipe 90° Elbow	 1/8" Female Pipe x 1/8" Female Pipe 45° Elbow	 1/8" Male Pipe x 1/4" Female Pipe	 1/4" Male ORB x 1/8" Male Pipe
 1/8" Male Pipe x 1/8" Male Pipe 45° Elbow	 1/8" Female Pipe x 1/8" Female Pipe 90° Elbow	 1/8" Male Pipe x 1/16" Female Pipe	 1/4" Male ORB x 1/8" Female Pipe

1/4" NPT Adapter Kit		Part# KIT-NPTADPT-4	
 1/4" Male Pipe x 3/8" Male Pipe	 1/4" Male Pipe x 1/4" Female Pipe 45° Elbow	 1/4" Female Pipe x 1/8" Female Pipe	 1/4" Female Pipe Tee
 1/4" Male Pipe x 1/4" Male Pipe	 1/4" Male Pipe x 1/4" Female Pipe 90° Elbow	 1/4" Female Pipe x 1/4" Female Pipe	 1/4" Pipe Run Tee
 1/4" Male Pipe x 1/4" Male Pipe 90° Elbow	 1/4" Female Pipe x 1/4" Female Pipe 45° Elbow	 1/4" Male Pipe x 3/8" Female Pipe	 1/4" Male ORB x 1/4" Male Pipe
 1/4" Male Pipe x 1/4" Male Pipe 45° Elbow	 1/4" Female Pipe x 1/4" Female Pipe 90° Elbow	 1/4" Male Pipe x 1/8" Female Pipe	 1/4" Male ORB x 1/4" Female Pipe

3/8" NPT Adapter Kit		Part# KIT-NPTADPT-6	
 3/8" Male Pipe x 1/4" Male Pipe	 3/8" Male Pipe x 3/8" Female Pipe 45° Elbow	 3/8" Female Pipe x 1/4" Female Pipe	 3/8" Female Pipe Tee
 3/8" Male Pipe x 3/8" Male Pipe	 3/8" Male Pipe x 3/8" Female Pipe 90° Elbow	 3/8" Female Pipe x 3/8" Female Pipe	 3/8" Pipe Run Tee
 3/8" Male Pipe x 3/8" Male Pipe 90° Elbow	 3/8" Female Pipe x 3/8" Female Pipe 45° Elbow	 3/8" Male Pipe x 1/2" Female Pipe	 3/8" Male ORB x 3/8" Male Pipe
 3/8" Male Pipe x 3/8" Male Pipe 45° Elbow	 3/8" Female Pipe x 3/8" Female Pipe 90° Elbow	 3/8" Male Pipe x 1/4" Female Pipe	 3/8" Male ORB x 3/8" Female Pipe

1/2" NPT Adapter Kit		Part# KIT-NPTADPT-8	
 1/2" Male Pipe x 3/8" Male Pipe	 1/2" Male Pipe x 1/2" Female Pipe 45° Elbow	 1/2" Female Pipe x 3/8" Female Pipe	 1/2" Female Pipe Tee
 1/2" Male Pipe x 1/2" Male Pipe	 1/2" Male Pipe x 1/2" Female Pipe 90° Elbow	 1/2" Female Pipe x 1/2" Female Pipe	 1/2" Pipe Run Tee
 1/2" Male Pipe x 1/2" Male Pipe 90° Elbow	 1/2" Female Pipe x 1/2" Female Pipe 45° Elbow	 1/2" Male Pipe x 3/4" Female Pipe	 1/2" Male ORB x 1/2" Male Pipe
 1/2" Male Pipe x 1/2" Male Pipe 45° Elbow	 1/2" Female Pipe x 1/2" Female Pipe 90° Elbow	 1/2" Male Pipe x 3/8" Female Pipe	 1/2" Male ORB x 1/2" Female Pipe

3/4" NPT Adapter Kit		Part# KIT-NPTADPT-12	
 3/4" Male Pipe x 1/2" Male Pipe	 3/4" Male Pipe x 3/4" Female Pipe 45° Elbow	 3/4" Female Pipe x 1/2" Female Pipe	 3/4" Female Pipe Tee
 3/4" Male Pipe x 3/4" Male Pipe	 3/4" Male Pipe x 3/4" Female Pipe 90° Elbow	 3/4" Female Pipe x 3/4" Female Pipe	 3/4" Pipe Run Tee
 3/4" Male Pipe x 3/4" Male Pipe 90° Elbow	 3/4" Female Pipe x 3/4" Female Pipe 45° Elbow	 3/4" Male Pipe x 1" Female Pipe	 3/4" Male ORB x 3/4" Male Pipe
 3/4" Male Pipe x 3/4" Male Pipe 45° Elbow	 3/4" Female Pipe x 3/4" Female Pipe 90° Elbow	 3/4" Male Pipe x 1/2" Female Pipe	 3/4" Male ORB x 3/4" Female Pipe

1" NPT Adapter Kit		Part# KIT-NPTADPT-16	
 1" Male Pipe x 3/4" Male Pipe	 1" Male Pipe x 1" Female Pipe 45° Elbow	 1" Female Pipe x 3/4" Female Pipe	 1" Female Pipe Tee
 1" Male Pipe x 1" Male Pipe	 1" Male Pipe x 1" Female Pipe 90° Elbow	 1" Female Pipe x 1" Female Pipe	 1" Pipe Run Tee
 1" Male Pipe x 1" Male Pipe 90° Elbow	 1" Female Pipe x 1" Female Pipe 45° Elbow	 1" Male Pipe x 1-1/4" Female Pipe	 1" Male ORB x 1" Male Pipe
 1" Male Pipe x 1" Male Pipe 45° Elbow	 1" Female Pipe x 1" Female Pipe 90° Elbow	 1" Male Pipe x 3/4" Female Pipe	 1" Male ORB x 1" Female Pipe

## O' RING FACE SEAL ADAPTER KITS

ORFS Adapter Kit - 1/4" and 3/8"		Part# KIT-ORFSADPT-4x6	
<b>FF2403-04-04</b>  1/4" Male ORFS Union	<b>FF2406-06-04</b>  3/8" Female ORFS x 1/4" Male ORFS	<b>FF2403-06-06</b>  3/8" Male ORFS Union	<b>FF2406-08-06</b>  1/2" Female ORFS x 3/8" Male ORFS
<b>FF6502-04-04</b>  1/4" Female ORFS x 1/4" ORFS JIC 45°	<b>FF2603-04-04-04</b>  1/4" Male ORFS Tee	<b>FF6502-06-06</b>  3/8" Female ORFS x 3/8" Male ORFS 45°	<b>FF2603-06-06-06</b>  3/8" Male ORFS Tee
<b>FF6500-04-04</b>  1/4" Female ORFS x 1/4" Male ORFS 90°	<b>FF6600-04-04-04</b>  1/4" ORFS Swivel Branch Tee	<b>FF6500-06-06</b>  3/8" Female ORFS x 3/8" Male ORFS 90°	<b>FF6600-06-06-06</b>  3/8" ORFS Swivel Branch Tee
<b>FF6504-04-04</b>  1/4" Male ORFS x 1/4" Female ORFS	<b>FF6600-04-04-04</b>  1/4" ORFS Swivel Run Tee	<b>FF6504-06-06</b>  3/8" Male ORFS x 3/8" Female ORFS	<b>FF6600-06-06-06</b>  3/8" ORFS Swivel Run Tee

ORFS Adapter Kit - 1/2" and 5/8"		Part# KIT-ORFSADPT-8x10	
<b>FF2403-08-08</b>  1/2" Male ORFS Union	<b>FF2406-08-06</b>  1/2" Female ORFS x 3/8" Male ORFS	<b>FF2403-10-10</b>  5/8" Male ORFS Union	<b>FF2406-10-08</b>  5/8" Female ORFS x 1/2" Male ORFS
<b>FF6502-08-08</b>  1/2" Female ORFS x 1/2" ORFS JIC 45°	<b>FF2603-08-08-08</b>  1/2" Male ORFS Tee	<b>FF6502-10-10</b>  5/8" Female ORFS x 5/8" Male ORFS 45°	<b>FF2603-10-10-10</b>  5/8" Male ORFS Tee
<b>FF6500-08-08</b>  1/2" Female ORFS x 1/2" Male ORFS 90°	<b>FF6600-08-08-08</b>  1/2" ORFS Swivel Branch Tee	<b>FF6500-10-10</b>  5/8" Female ORFS x 5/8" Male ORFS 90°	<b>FF6600-10-10-10</b>  5/8" ORFS Swivel Branch Tee
<b>FF6504-08-08</b>  1/2" Male ORFS x 1/2" Female ORFS	<b>FF6600-08-08-08</b>  1/2" ORFS Swivel Run Tee	<b>FF6504-10-10</b>  5/8" Male ORFS x 5/8" Female ORFS	<b>FF6600-10-10-10</b>  5/8" ORFS Swivel Run Tee

ORFS Adapter Kit - 3/4" and 1"		Part# KIT-ORFSADPT-12x16	
<b>FF2403-12-12</b>  3/4" Male ORFS Union	<b>FF2406-12-10</b>  3/4" Female ORFS x 5/8" Male ORFS	<b>FF2403-16-16</b>  1" Male ORFS Union	<b>FF2406-16-12</b>  1" Female ORFS x 3/4" Male ORFS
<b>FF6502-12-12</b>  3/4" Female ORFS x 3/4" ORFS JIC 45°	<b>FF2603-12-12-12</b>  3/4" Male ORFS Tee	<b>FF6502-16-16</b>  1" Female ORFS x 1" Male ORFS 45°	<b>FF2603-16-16-16</b>  1" Male ORFS Tee
<b>FF6500-12-12</b>  3/4" Female ORFS x 3/4" Male ORFS 90°	<b>FF6600-12-12-12</b>  3/4" ORFS Swivel Branch Tee	<b>FF6500-16-16</b>  1" Female ORFS x 1" Male ORFS 90°	<b>FF6600-16-16-16</b>  1" ORFS Swivel Branch Tee
<b>FF6504-12-12</b>  3/4" Male ORFS x 3/4" Female ORFS	<b>FF6600-12-12-12</b>  3/4" ORFS Swivel Run Tee	<b>FF6504-16-16</b>  1" Male ORFS x 1" Female ORFS	<b>FF6600-16-16-16</b>  1" ORFS Swivel Run Tee

ORFS Adapter Kit - 1-1/4"		Part# KIT-ORFSADPT-20	
<b>FF2403-20-20</b>  1-1/4" Male ORFS Union	<b>FF2406-20-16</b>  1-1/4" Female ORFS x 5/8" Male ORFS	<b>FF6502-20-20</b>  1-1/4" Female ORFS x 3/4" ORFS JIC 45°	<b>FF6500-20-20</b>  1-1/4" Female ORFS x 3/4" Male ORFS 90°
<b>FF6504-20-20</b>  1-1/4" Male ORFS x 3/4" Female ORFS	<b>FF2603-20-20-20</b>  1-1/4" Male ORFS Tee	<b>FF6600-20-20-20</b>  1-1/4" ORFS Swivel Branch Tee	<b>FF6600-20-20-20</b>  1-1/4" ORFS Swivel Run Tee

**O' RING FACE SEAL X PIPE ADAPTER KITS**

KITS AND PACKAGES

1/4" ORFS x Pipe Adapter Kit

Part# KIT-ORFSNPTADPT-4

 1/4" Male ORFS x 1/8" Male Pipe	 1/4" Male ORFS x 1/4" Male Pipe	 1/4" Male ORFS x 3/8" Male Pipe	 1/4" Male ORFS x 1/2" Male Pipe
 1/4" Male ORFS x 1/8" Male Pipe 45°	 1/4" Male ORFS x 1/4" Male Pipe 45°	 1/4" Male ORFS x 1/8" Female Pipe	 1/4" Male ORFS x 1/4" Female Pipe
 1/4" Male ORFS x 1/8" Male Pipe 90°	 1/4" Male ORFS x 1/4" Male Pipe 90°	 1/4" Male ORFS x 3/8" Male Pipe 90°	 1/4" Male ORFS x 1/2" Male Pipe 90°

3/8" ORFS x Pipe Adapter Kit

Part# KIT-ORFSNPTADPT-6

 3/8" Male ORFS x 1/8" Male Pipe	 3/8" Male ORFS x 1/4" Male Pipe	 3/8" Male ORFS x 3/8" Male Pipe	 3/8" Male ORFS x 1/2" Male Pipe
 3/8" Male ORFS x 1/4" Male Pipe 45°	 3/8" Male ORFS x 3/8" Male Pipe 45°	 3/8" Male ORFS x 1/4" Female Pipe	 3/8" Male ORFS x 3/8" Female Pipe
 3/8" Male ORFS x 1/8" Male Pipe 90°	 3/8" Male ORFS x 1/4" Male Pipe 90°	 3/8" Male ORFS x 3/8" Male Pipe 90°	 3/8" Male ORFS x 1/2" Male Pipe 90°

1/2" ORFS x Pipe Adapter Kit

Part# KIT-ORFSNPTADPT-8

 1/2" Male ORFS x 1/4" Male Pipe	 1/2" Male ORFS x 3/8" Male Pipe	 1/2" Male ORFS x 1/2" Male Pipe	 1/2" Male ORFS x 3/4" Male Pipe
 1/2" Male ORFS x 3/8" Male Pipe 45°	 1/2" Male ORFS x 1/2" Male Pipe 45°	 1/2" Male ORFS x 3/8" Female Pipe	 1/2" Male ORFS x 1/2" Female Pipe
 1/2" Male ORFS x 1/4" Male Pipe 90°	 1/2" Male ORFS x 3/8" Male Pipe 90°	 1/2" Male ORFS x 1/2" Male Pipe 90°	 1/2" Male ORFS x 3/4" Male Pipe 90°

5/8" ORFS x Pipe Adapter Kit

Part# KIT-ORFSNPTADPT-10

 5/8" Male ORFS x 1/2" Male Pipe	 5/8" Male ORFS x 1/2" Male Pipe 45°	 5/8" Male ORFS x 1/2" Male Pipe 90°	 5/8" Male ORFS x 1/2" Female Pipe
 5/8" Male ORFS x 3/4" Male Pipe	 5/8" Male ORFS x 3/4" Male Pipe 45°	 5/8" Male ORFS x 3/4" Male Pipe 90°	
 5/8" Male ORFS x 1" Male Pipe		 5/8" Male ORFS x 1" Male Pipe 90°	

3/4" ORFS x Pipe Adapter Kit

Part# KIT-ORFSNPTADPT-12

 3/4" Male ORFS x 1/2" Male Pipe	 3/4" Male ORFS x 1/2" Male Pipe 45°	 3/4" Male ORFS x 1/2" Male Pipe 90°	 3/4" Male ORFS x 3/4" Female Pipe
 3/4" Male ORFS x 3/4" Male Pipe	 3/4" Male ORFS x 3/4" Male Pipe 45°	 3/4" Male ORFS x 3/4" Male Pipe 90°	
 3/4" Male ORFS x 1" Male Pipe	 3/4" Male ORFS x 1" Male Pipe 45°	 3/4" Male ORFS x 1" Male Pipe 90°	

1" ORFS x Pipe Adapter Kit

Part# KIT-ORFSNPTADPT-16

 1" Male ORFS x 3/4" Male Pipe	 1" Male ORFS x 1" Male Pipe	 1" Male ORFS x 1-1/4" Male Pipe	 1" Male ORFS x 1" Female Pipe
 1" Male ORFS x 3/4" Male Pipe 45°	 1" Male ORFS x 1" Male Pipe 45°	 1" Male ORFS x 3/4" Male Pipe 90°	 1" Male ORFS x 1" Male Pipe 90°

# O' RING FACE SEAL X O' RING BOSS ADAPTER KITS

KITS AND PACKAGES

1/4" ORFS x O' Ring Boss Adapter Kit

Part# KIT-ORFSORBADPT-4

FF6400-04-04  1/4" Male ORFS x 1/4" Male ORB	FF6802-04-04  1/4" Male ORFS x 1/4" Male ORB 45°	FF6801-04-04  1/4" Male ORFS x 1/4" Male ORB 90°	FF6803-04-04-04  1/4" Male ORFS x 1/4" Male ORB Branch Tee
FF6400-04-06  1/4" Male ORFS x 3/8" Male ORB	FF6802-04-06  1/4" Male ORFS x 3/8" Male ORB 45°	FF6801-04-06  1/4" Male ORFS x 3/8" Male ORB 90°	FF6804-04-04-04  1/4" Male ORFS x 1/4" Male ORB Run Tee
FF6400-04-08  1/4" Male ORFS x 1/2" Male ORB	FF6802-04-08  1/4" Male ORFS x 1/2" Male ORB 45°	FF6801-04-08  1/4" Male ORFS x 1/2" Male ORB 90°	6507-04-04  1/4" Male ORB x 1/4" Female ORFS

3/8" ORFS x O' Ring Boss Adapter Kit

Part# KIT-ORFSORBADPT-6

FF6400-06-04  3/8" Male ORFS x 1/4" Male ORB	FF6802-06-04  3/8" Male ORFS x 1/4" Male ORB 45°	FF6801-06-04  3/8" Male ORFS x 1/4" Male ORB 90°	FF6803-06-06-06  3/8" Male ORFS x 3/8" Male ORB Branch Tee
FF6400-06-06  3/8" Male ORFS x 3/8" Male ORB	FF6802-06-06  3/8" Male ORFS x 3/8" Male ORB 45°	FF6801-06-06  3/8" Male ORFS x 3/8" Male ORB 90°	FF6804-06-06-06  3/8" Male ORFS x 3/8" Male ORB Run Tee
FF6400-06-08  3/8" Male ORFS x 1/2" Male ORB	FF6802-06-08  3/8" Male ORFS x 1/2" Male ORB 45°	FF6801-06-08  3/8" Male ORFS x 1/2" Male ORB 90°	6507-06-06  3/8" Male ORB x 3/8" Female ORFS

1/2" ORFS x O' Ring Boss Adapter Kit

Part# KIT-ORFSORBADPT-8

FF6400-08-06  1/2" Male ORFS x 3/8" Male ORB	FF6802-08-06  1/2" Male ORFS x 3/8" Male ORB 45°	FF6801-08-06  1/2" Male ORFS x 3/8" Male ORB 90°	FF6803-08-08-08  1/2" Male ORFS x 1/2" Male ORB Branch Tee
FF6400-08-08  1/2" Male ORFS x 1/2" Male ORB	FF6802-08-08  1/2" Male ORFS x 1/2" Male ORB 45°	FF6801-08-08  1/2" Male ORFS x 1/2" Male ORB 90°	FF6804-08-08-08  1/2" Male ORFS x 1/2" Male ORB Run Tee
FF6400-08-10  1/2" Male ORFS x 5/8" Male ORB	FF6802-08-10  1/2" Male ORFS x 5/8" Male ORB 45°	FF6801-08-10  1/2" Male ORFS x 5/8" Male ORB 90°	6507-08-08  1/2" Male ORB x 1/2" Female ORFS

5/8" ORFS x O' Ring Boss Adapter Kit

Part# KIT-ORFSORBADPT-10

FF6400-10-08  5/8" Male ORFS x 1/2" Male ORB	FF6802-10-08  5/8" Male ORFS x 1/2" Male ORB 45°	FF6801-10-08  5/8" Male ORFS x 1/2" Male ORB 90°	FF6803-10-10-10  5/8" Male ORFS x 5/8" Male ORB Branch Tee
FF6400-10-10  5/8" Male ORFS x 5/8" Male ORB	FF6802-10-10  5/8" Male ORFS x 5/8" Male ORB 45°	FF6801-10-10  5/8" Male ORFS x 5/8" Male ORB 90°	FF6804-10-10-10  5/8" Male ORFS x 5/8" Male ORB Run Tee
FF6400-10-12  5/8" Male ORFS x 3/4" Male ORB	FF6802-10-12  5/8" Male ORFS x 3/4" Male ORB 45°	FF6801-10-12  5/8" Male ORFS x 3/4" Male ORB 90°	6507-10-10  5/8" Male ORB x 5/8" Female ORFS

3/4" ORFS x O' Ring Boss Adapter Kit

Part# KIT-ORFSORBADPT-12

FF6400-12-10  3/4" Male ORFS x 5/8" Male ORB	FF6802-12-10  3/4" Male ORFS x 5/8" Male ORB 45°	FF6801-12-10  3/4" Male ORFS x 5/8" Male ORB 90°	FF6803-12-12-12  3/4" Male ORFS x 3/4" Male ORB Branch Tee
FF6400-12-12  3/4" Male ORFS x 3/4" Male ORB	FF6802-12-12  3/4" Male ORFS x 3/4" Male ORB 45°	FF6801-12-12  3/4" Male ORFS x 3/4" Male ORB 90°	FF6804-12-12-12  3/4" Male ORFS x 3/4" Male ORB Run Tee
FF6400-12-16  3/4" Male ORFS x 1" Male ORB	FF6802-12-16  3/4" Male ORFS x 1" Male ORB 45°	FF6801-12-16  3/4" Male ORFS x 1" Male ORB 90°	6507-12-12  3/4" Male ORB x 3/4" Female ORFS

1" ORFS x O' Ring Boss Adapter Kit













Part# KIT-ORFSORBADPT-16

FF6400-16-12  1" Male ORFS x 3/4" Male ORB	FF6802-16-12  1" Male ORFS x 3/4" Male ORB 45°	FF6801-16-12  1" Male ORFS x 3/4" Male ORB 90°	FF6803-16-16-16  1" Male ORFS x 1" Male ORB Branch Tee
FF6400-16-16  1" Male ORFS x 1" Male ORB	FF6802-16-16  1" Male ORFS x 1" Male ORB 45°	FF6801-16-16  1" Male ORFS x 1" Male ORB 90°	FF6804-16-16-16  1" Male ORFS x 1" Male ORB Run Tee
FF6400-16-20  1" Male ORFS x 1-1/4" Male ORB	FF6802-16-20  3/4" Male ORFS x 1-1/4" Male ORB 45°	FF6801-16-20  1" Male ORFS x 1-1/4" Male ORB 90°	6507-16-16  1" Male ORB x 1" Female ORFS

**CONVERSION ADAPTER KITS**

1/4" - 1" O' Ring Face Seal x JIC Adapter Kit

Part# KIT-ORFSJICADPT-4x16

 1/4" Male ORFS x 1/4" Male JIC	 5/8" Male ORFS x 5/8" Male JIC	 1/4" Female ORFS x 1/4" Male JIC	 5/8" Female ORFS x 5/8" Male JIC
 3/8" Male ORFS x 3/8" Male JIC	 3/4" Male ORFS x 3/4" Male JIC	 3/8" Female ORFS x 3/8" Male JIC	 3/4" Female ORFS x 3/4" Male JIC
 1/2" Male ORFS x 1/2" Male JIC	 1" Male ORFS x 1" Male JIC	 1/2" Female ORFS x 1/2" Male JIC	 1" Female ORFS x 1" Male JIC
















BSPX x Pipe Adapter Kit

Part# KIT-NPTBSPADPT-4x16

 1/8" Male BSP x 1/8" Male Pipe	 1/8" Male BSP x 1/8" Male Pipe	 1/8" Male BSP x 1/8" Male Pipe	 1/8" Male BSP x 1/8" Male Pipe
 1/4" Male BSP x 1/4" Male Pipe	 1/8" Male BSP x 1/8" Male Pipe	 1/8" Male BSP x 1/8" Male Pipe	
 1/8" Male BSP x 1/8" Male Pipe	 1/8" Male BSP x 1/8" Male Pipe	 1/8" Male BSP x 1/8" Male Pipe	 1/8" Male BSP x 1/8" Male Pipe
 1/8" Male BSP x 1/8" Male Pipe	 1/8" Male BSP x 1/8" Male Pipe	 1/8" Male BSP x 1/8" Male Pipe	

1/4" - 1" JIC x BSP Adapter Kit

Part# KIT-JICBSPADPT-4x16

 1/4" Male JIC x 1/4" Male BSP W/Sealing Washer *Port Only*	 3/8" Male JIC x 1/2" Male BSP W/Sealing Washer *Port Only*	 5/8" Male JIC x 1/2" Male BSP W/Sealing Washer *Port Only*	 3/4" Male JIC x 3/4" Male BSP W/Sealing Washer *Port Only*
 1/4" Male JIC x 3/8" Male BSP W/Sealing Washer *Port Only*	 1/2" Male JIC x 3/8" Male BSP W/Sealing Washer *Port Only*	 5/8" Male JIC x 5/8" Male BSP W/Sealing Washer *Port Only*	 3/4" Male JIC x 1" Male BSP W/Sealing Washer *Port Only*
 3/8" Male JIC x 1/4" Male BSP W/Sealing Washer *Port Only*	 1/2" Male JIC x 1/2" Male BSP W/Sealing Washer *Port Only*	 5/8" Male JIC x 3/4" Male BSP W/Sealing Washer *Port Only*	 1" Male JIC x 3/4" Male BSP W/Sealing Washer *Port Only*
 3/8" Male JIC x 3/8" Male BSP W/Sealing Washer *Port Only*	 1/2" Male JIC x 5/8" Male BSP W/Sealing Washer *Port Only*	 3/4" Male JIC x 5/8" Male BSP W/Sealing Washer *Port Only*	 1" Male JIC x 1" Male BSP W/Sealing Washer *Port Only*

















1/4" - 1" JIC x Metric Port Adapter Kit

Part# KIT-JICMETADPT-4x16

 1/4" Male JIC x M10x1.0 Male Metric W/Sealing Washer *Port Only*	 3/8" Male JIC x M16x1.5 Male Metric W/Sealing Washer *Port Only*	 5/8" Male JIC x M18x1.5 Male Metric W/Sealing Washer *Port Only*	 3/4" Male JIC x M26x1.5 Male Metric W/Sealing Washer *Port Only*
 1/4" Male JIC x M12x1.5 Male Metric W/Sealing Washer *Port Only*	 1/2" Male JIC x M14x1.5 Male Metric W/Sealing Washer *Port Only*	 5/8" Male JIC x M20x1.5 Male Metric W/Sealing Washer *Port Only*	 3/4" Male JIC x M27x2.0 Male Metric W/Sealing Washer *Port Only*
 3/8" Male JIC x M12x1.5 Male Metric W/Sealing Washer *Port Only*	 1/2" Male JIC x M16x1.5 Male Metric W/Sealing Washer *Port Only*	 5/8" Male JIC x M22x1.5 Male Metric W/Sealing Washer *Port Only*	 1" Male JIC x M27x2.0 Male Metric W/Sealing Washer *Port Only*
 3/8" Male JIC x M14x1.5 Male Metric W/Sealing Washer *Port Only*	 1/2" Male JIC x M18x1.5 Male Metric W/Sealing Washer *Port Only*	 3/4" Male JIC x M22x1.5 Male Metric W/Sealing Washer *Port Only*	 1" Male JIC x M33x2.0 Male Metric W/Sealing Washer *Port Only*













1/4" - 1" O' Ring Face Seal x BSP Adapter Kit

Part# KIT-ORFSBSPADPT-4x16

 1/4" Male ORFS x 1/4" Male BSP W/Sealing Washer *Port Only*	 3/8" Male ORFS x 1/2" Male BSP W/Sealing Washer *Port Only*	 5/8" Male ORFS x 1/2" Male BSP W/Sealing Washer *Port Only*	 3/4" Male ORFS x 3/4" Male BSP W/Sealing Washer *Port Only*
 1/4" Male ORFS x 3/8" Male BSP W/Sealing Washer *Port Only*	 1/2" Male ORFS x 3/8" Male BSP W/Sealing Washer *Port Only*	 5/8" Male ORFS x 5/8" Male BSP W/Sealing Washer *Port Only*	 3/4" Male ORFS x 1" Male BSP W/Sealing Washer *Port Only*
 3/8" Male ORFS x 1/4" Male BSP W/Sealing Washer *Port Only*	 1/2" Male ORFS x 1/2" Male BSP W/Sealing Washer *Port Only*	 5/8" Male ORFS x 3/4" Male BSP W/Sealing Washer *Port Only*	 1" Male ORFS x 3/4" Male BSP W/Sealing Washer *Port Only*
 3/8" Male ORFS x 3/8" Male BSP W/Sealing Washer *Port Only*	 1/2" Male ORFS x 5/8" Male BSP W/Sealing Washer *Port Only*	 3/4" Male ORFS x 5/8" Male BSP W/Sealing Washer *Port Only*	 1" Male ORFS x 1" Male BSP W/Sealing Washer *Port Only*

1/4" - 1" O' Ring Face Seal x Metric Port Adapter Kit

Part# KIT-ORFSMETADPT-4x16

 1/4" Male ORFS x M10x1.0 Male Metric W/Sealing Washer *Port Only*	 3/8" Male ORFS x M16x1.5 Male Metric W/Sealing Washer *Port Only*	 5/8" Male ORFS x M18x1.5 Male Metric W/Sealing Washer *Port Only*	 3/4" Male ORFS x M26x1.5 Male Metric W/Sealing Washer *Port Only*
 1/4" Male ORFS x M12x1.5 Male Metric W/Sealing Washer *Port Only*	 1/2" Male ORFS x M14x1.5 Male Metric W/Sealing Washer *Port Only*	 5/8" Male ORFS x M20x1.5 Male Metric W/Sealing Washer *Port Only*	 3/4" Male ORFS x M27x2.0 Male Metric W/Sealing Washer *Port Only*
 3/8" Male ORFS x M12x1.5 Male Metric W/Sealing Washer *Port Only*	 1/2" Male ORFS x M16x1.5 Male Metric W/Sealing Washer *Port Only*	 5/8" Male ORFS x M22x1.5 Male Metric W/Sealing Washer *Port Only*	 1" Male ORFS x M33x2.0 Male Metric W/Sealing Washer *Port Only*
 3/8" Male ORFS x M14x1.5 Male Metric W/Sealing Washer *Port Only*	 1/2" Male ORFS x M18x1.5 Male Metric W/Sealing Washer *Port Only*	 3/4" Male ORFS x M22x1.5 Male Metric W/Sealing Washer *Port Only*	

KITS AND PACKAGES

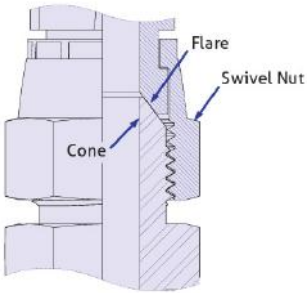
# THREAD INFORMATION

## JIC (37° Flare) Fittings



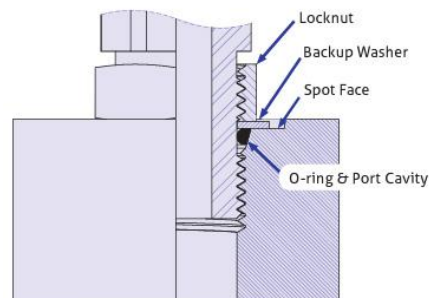
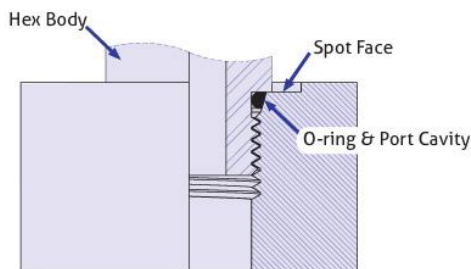
JIC fittings use a 37° flare seating surface to create a dependable metal-to-metal seal. With straight threads and no need for sealant, they offer a durable, reusable connection ideal for high-pressure hydraulic and fluid transfer applications.

Dash Size	Tube Size	Thread	Working Pressure	
			Male	Female Swivel Nut
			(psi)	(psi)
02	1/8	5/16-24	5000	5000
03	3/16	3/8-24	5000	5000
04	1/4	7/16-20	5000	4500
05	5/16	1/2-20	5000	4000
06	3/8	9/16-18	5000	4000
08	1/2	3/4-16	4500	4000
10	5/8	7/8-14	3500	3000
12	3/4	1-1/16-12	3500	3000
14	7/8	1-3/16-12	3000	2500
16	1	1-5/16-12	3000	2500
20	1 1/4	1-5/8-12	2500	2000
24	1 1/2	1-7/8-12	2000	1500
32	2	2-1/2-12	1500	1125



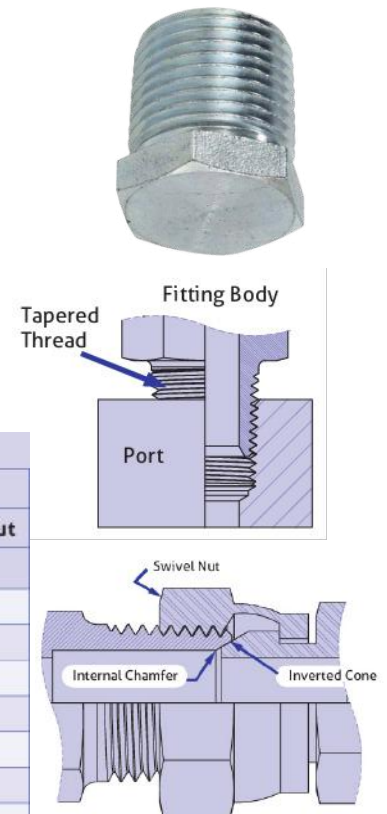
## ORB (O-Ring Boss) Fittings

ORB fittings use straight threads with an O-ring at the base to create a secure, leak-free seal. Designed for reliable performance without thread sealant, they are ideal for hydraulic systems and other high-pressure fluid applications. Elbows and tees feature adjustable lock nuts, allowing for proper orientation during installation without compromising the seal.



### NPT (National Pipe Thread) Fittings

NPT fittings use tapered threads that seal through thread interference, creating a tight connection as they are tightened. Thread sealant or PTFE tape is required to ensure a leak-free seal. Commonly used in low to medium pressure applications, NPT fittings are widely found in hydraulic, plumbing, and general fluid transfer systems.

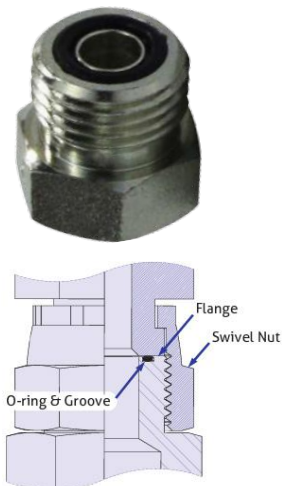


THREAD INFORMATION

NPT, NPTF, and NPSM Pipe Specifications				
Dash Size	Thread Size	Major OD* (inch)	Working Pressure	
			NPT, NPTF Male and Female (psi)	NPSM Female Swivel Nut (psi)
02	1/8-27	.405	5000	5000
04	1/4-18	.540	5000	5000
06	3/8-18	.675	4000	4000
08	1/2-14	.84	3000	3500
12	3/4-14	1.050	2500	2250
16	1-11 1/2	1.315	2000	2000
20	1 1/4-11 1/2	1.660	1150	1625
24	1 1/2-11 1/2	1.900	1000	1250
32	2-11 1/2	2.375	1000	1125

### ORFS (O-Ring Face Seal) Fittings

ORFS fittings use a flat face sealing surface with an O-ring to create a reliable, leak-free connection. The seal is formed by compressing the O-ring between two flat faces, making them ideal for high-pressure and vibration-heavy applications. ORFS fittings are commonly used in hydraulic systems where leak prevention is critical.

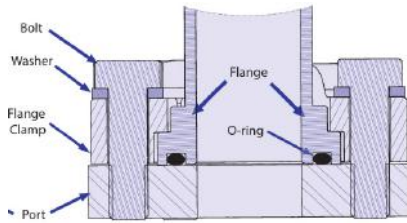


Dash Size	Tube Size	Thread Size	Working Pressure	
			Male (psi)	Female Swivel Nut (psi)
04	1/4	9/16-18	6000	6000
06	3/8	11/16-16	6000	6000
08	1/2	13/16-16	6000	6000
10	5/8	1-14	6000	6000
12	3/4	1-3/16-12	6000	6000
16	1	1-7/16-12	6000	5000
20	1 1/4	1-11/16-12	4000	4000
24	1 1/2	2-12	4000	3000

### SAE Code 61 / Code 62 Flange Fittings

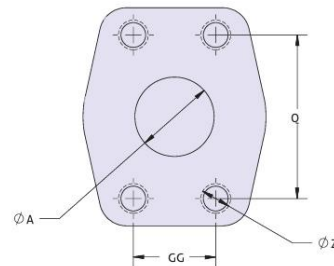
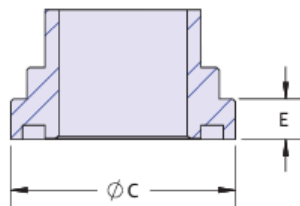
SAE Code 61 and Code 62 flange fittings provide a secure, high-strength connection for hydraulic systems using a flat face seal with an O-ring. The connection is clamped together with a split flange and bolts, ensuring even load distribution and a reliable seal.

Code 61 flanges are typically used in standard-pressure applications, while Code 62 flanges are designed for higher-pressure systems. These fittings are commonly found in heavy equipment and industrial applications where durability and leak resistance are critical.



Flange Code 61 Dimensions								
Dash Size	Tube Size	C	E	Q	GG	A	Z INCH Threads	Z METRIC Threads
08	1/2	1.188	0.268	1.5	0.688	0.50	5/16-18	M8 x 1.25
12	3/4	1.500	0.268	1.875	0.875	0.75	3/8-16	M10 x 1.5
16	1	1.750	0.315	2.063	1.031	1.00	3/8-16	M10 x 1.5
20	1 1/4	2.000	0.315	2.312	1.188	1.25	7/16-14	M10 x 1.5
24	1 1/2	2.375	0.315	2.750	1.406	1.50	1/2-13	M12 x 1.75
32	2	2.812	0.378	3.062	1.688	2.00	1/2-13	M12 x 1.75
40	2 1/2	3.312	0.378	3.500	2.000	2.50	1/2-13	M12 x 1.75
48	3	4.000	0.378	4.188	2.438	3.00	5/8-11	M16 x 2
56	3 1/2	4.500	0.445	4.750	2.750	3.50	5/8-11	M16 x 2
64	4	5.000	0.445	5.125	3.062	4.00	5/8-11	M16 x 2

Hex head bolts are grade 5 and socket head cap bolts are grade 8.



Flange Code 62 Dimensions								
Dash Size	Tube Size	C	E	Q	GG	A	Z INCH Threads	Z METRIC Threads
08	1/2	1.250	0.305	1.594	0.718	0.50	5/16-18	M8 x 1.25
12	3/4	1.625	0.345	2.00	0.937	0.75	3/8-16	M10 x 1.5
16	1	1.875	0.375	2.250	1.093	1.00	7/16-14	M12 x 1.75
20	1 1/4	2.125	0.405	2.625	1.250	1.25	1/2-13	M14 x 2.0
24	1 1/2	2.500	0.495	3.125	1.437	1.50	5/8-11	M16 x 2.0
32	2	3.125	0.495	3.812	1.750	2.00	3/4-10	M20 x 2.5

Note: Hex head bolts are grade 5 and socket head cap bolts are grade 8.

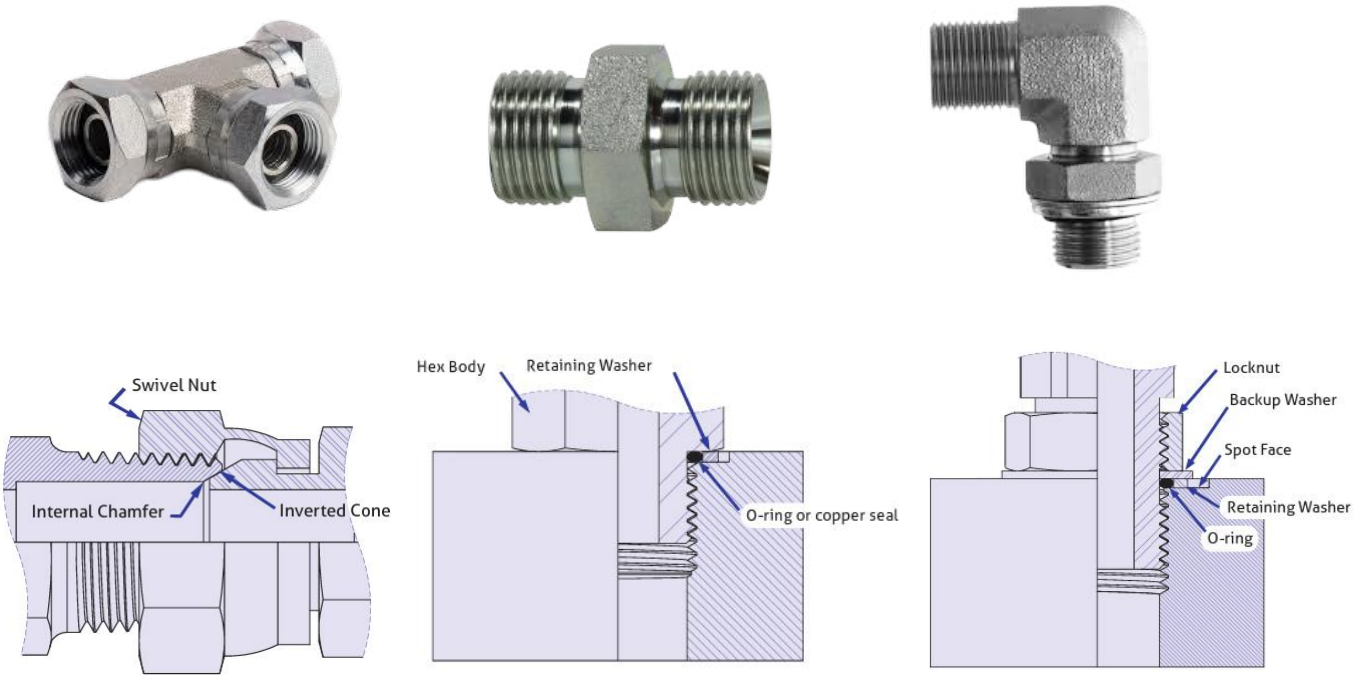
THREAD INFORMATION

### BSPP (British Standard Pipe Parallel) Fittings

BSPP fittings use straight (parallel) threads and seal using a bonded washer, O-ring, or metal-to-metal seat rather than the threads themselves. Because of this, they do not require thread sealant when used with the proper sealing method.

Elbows and tees are available with jam nuts, allowing for easy orientation during installation while maintaining a proper seal.

Commonly used in European and international equipment, BSPP fittings are found in hydraulic and fluid transfer systems where a reliable, reusable connection is required.

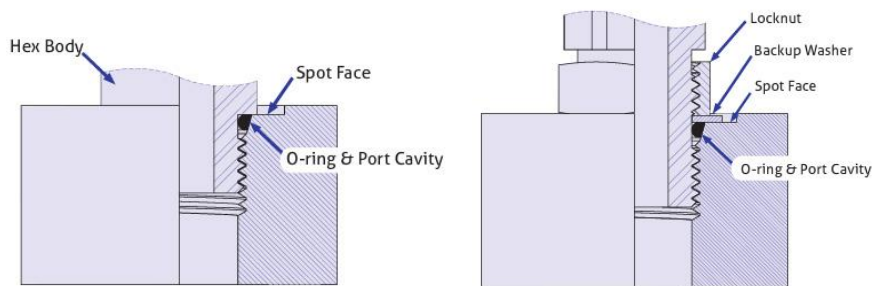


Dash Size	BSPT & BSPP	
	THREAD SIZE	MAJOR OD* (inch)
02	1/8-28	0.383
04	1/4-19	0.518
06	3/8-19	0.656
08	1/2-14	0.825
10	5/8-14	0.929
12	3/4-14	1.041
16	1-11	1.309
20	1 1/4-11	1.650
24	1 1/2-11	1.882
32	2-11	2.347

## Metric Port Fittings

Metric port fittings use straight metric threads and seal with an O-ring or sealing washer at the base of the port. The seal is created independently of the threads, providing a reliable, leak-free connection without the need for thread sealant.

Commonly found in European and imported equipment, metric port fittings are used in hydraulic systems where consistent sealing and easy serviceability are required.



## Additional Thread Types Available

In addition to the thread types shown in this catalog, we offer a wide range of other domestic and international fittings to support specialized applications and equipment. These include DIN compression (L & S series), metric port fittings, JIS BSPP, JIS metric, Kobelco-style fittings, and metric and BSPP banjo fittings.

If you're working on imported equipment or unique systems, we can help identify and supply the correct components. Our inventory extends beyond what is listed here, and we're equipped to source and support a broad range of thread types and configurations to meet your needs.

# PRODUCT CATALOG

**QH** HOSE  
SHOP



FIND WHAT YOU NEED. FAST & EASY. // // // // //

01



HYDRAULIC  
ADAPTERS

02



HOSE CRIMPERS  
AND EQUIPMENT

03



HYDRAULIC  
HOSE & FITTINGS

04



BRASS  
ADAPTERS

05



INDUSTRIAL HOSE,  
FITTINGS, VALVES,  
CLAMPS

06



QUICK DISCONNECT  
FITTINGS

07



FASTENERS  
AND HARDWARE

08



SHOP SUPPLIES,  
METAL WORKING,  
RIGGING



2460 COMMERCIAL BLVD  
STATE COLLEGE, PA 16801



(814) 954-5752



SALES@QHHOESHOP.COM



WWW.QHHOESHOP.COM



**TOTAL HYDRAULIC &  
INDUSTRIAL SOLUTIONS**

# **HYDRAULIC ADAPTERS CATALOG**

**/// 2026 EDITION ///**



**PREMIUM QUALITY PRODUCTS**  
Engineered for reliability and performance.



**EXTENSIVE PRODUCT RANGE**  
Adapters, fittings, and accessories for any application.



**FAST & RELIABLE SERVICE**  
Quick processing and on-time delivery you can count on.



**EXPERT SUPPORT**  
Knowledgeable team ready to help you find the right solution.



2460 COMMERCIAL BLVD  
STATE COLLEGE, PA 16801



(814) 954-5752



SALES@OHHOSESHOP.COM

**VISIT US ONLINE: [WWW.OHHOSESHOP.COM](http://WWW.OHHOSESHOP.COM)**