



TOTAL HYDRAULIC &
INDUSTRIAL SOLUTIONS

BRASS ADAPTERS CATALOG



2026 EDITION



SERVICES OVERVIEW

TOTAL HYDRAULIC & INDUSTRIAL SOLUTIONS

OH HOSE SHOP



HOSE & TUBE ASSEMBLY



- WHILE YOU WAIT HOSES
- 2" HYDRAULIC CRIMPING
- 3" INDUSTRIAL CRIMPING
- 1-1/2" HYDRAULIC TUBING
- CUSTOM FITTINGS
- SPECIAL ORDER UP TO 12" CRIMPED



CYLINDER REPAIR



- WE REPAIR ALL STYLES OF HYDRAULIC AND PNEUMATIC CYLINDERS
- SMALL TO LARGE WE HANDLE IT ALL
- IN HOUSE MACHINING
- QUICK TURN AROUND
- LARGE TEAR DOWN BENCH



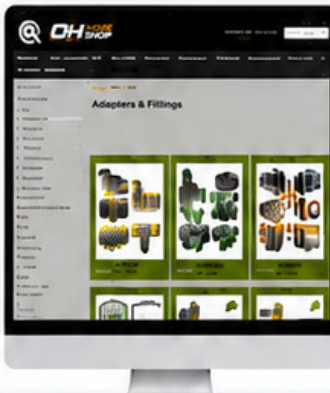
LARGE INVENTORY



- COMMON PARTS TO DIAMOND RARE... WE STOCK A WIDE SELECTION OF SOLUTIONS TO TACKLE YOUR PROBLEMS RIGHT NOW
- MULTIPLE SOURCES FOR EVERYDAY COMPONENTS TO ENSURE YOUR PRODUCT GETS DELIVERED ON TIME



ONLINE STORE



- OVER 8000 ITEMS
- OUR HIGHEST MOVING ITEMS
- INVENTORY STOCK LEVELS
- KITS AND PACKAGES
- SAVE TIME AND MONEY
- ADDING NEW ITEMS CONSTANTLY



DELIVERY & VMI



- OUTSIDE SALES SUPPORT
- PRODUCT DELIVERY / PICKUP
- CONSULTATION SERVICES
- VENDOR MANAGED INVENTORY OPTIONS



WHOLESALE



- MULTIPLE BRANDS OF PRODUCT
- DROP SHIP / DELIVERY / PICKUP
- CRIMPERS / SAWS / EQUIPMENT
- STORAGE SOLUTIONS
- BIN LABELS WITH BAR CODE



2460 COMMERCIAL BLVD
STATE COLLEGE, PA 16801



(814) 954-5752



SALES@OHHOESHOP.COM

WWW.OHHOESHOP.COM

PRODUCT CATEGORIES



FIND WHAT YOU NEED. FAST & EASY.



PIPE ADAPTERS FITTINGS

PG
1-4



SAE 45° FLARE FITTINGS

PG
5-8



INVERTED FLARE FITTINGS

PG
9-10



COMPRESSION TUBE FITTINGS

PG
11-14



PUSH IN TUBE FITTINGS

PG
15-18



D.O.T. AIR BRAKE FITTINGS

PG
19-20



GARDEN HOSE FITTINGS

PG
21-30



HOSE BARB FITTINGS

PG
31-36



KITS AND PACKAGES

PG
37-44

PIPE FITTINGS












<p>Pipe Cap</p>  <p>Page 1</p>	<p>Pipe Plug</p>  <p>Page 1</p>	<p>Hex Nipple</p>  <p>Page 1</p>	<p>Reducing Hex Nipple</p>  <p>Page 1</p>	<p>Close Nipple</p>  <p>Page 1</p>
<p>Long Nipple</p>  <p>Page 1</p>	<p>Street 45</p>  <p>Page 2</p>	<p>Street 90</p>  <p>Page 2</p>	<p>Male Elbow</p>  <p>Page 2</p>	<p>Female 45</p>  <p>Page 2</p>
<p>Female 90</p>  <p>Page 2</p>	<p>Union</p>  <p>Page 2</p>	<p>Reducing Union</p>  <p>Page 2</p>	<p>3pc Union</p>  <p>Page 2</p>	<p>Hex Bushing</p>  <p>Page 3</p>
<p>Hex Expander</p>  <p>Page 3</p>	<p>Female Tee</p>  <p>Page 3</p>	<p>Male Tee</p>  <p>Page 3</p>	<p>Run Tee</p>  <p>Page 3</p>	<p>Branch Tee</p>  <p>Page 3</p>
<p>Female Cross</p>  <p>Page 3</p>	<p>Female Bulkhead</p>  <p>Page 4</p>	<p>MxF Bulkhead</p>  <p>Page 4</p>	<p>Male Bulkhead</p>  <p>Page 4</p>	<p>Comp x Pipe Bulkhead</p>  <p>Page 6</p>

SAE 45° FLARE FITTINGS

QUICK REFERENCE GUIDE

<p>Flare Cap</p>  <p>Page 5</p>	<p>Flare Plug</p>  <p>Page 5</p>	<p>Tube Nut</p>  <p>Page 5</p>	<p>Union</p>  <p>Page 5</p>	<p>Reducing Union</p>  <p>Page 5</p>
<p>Male Union Elbow</p>  <p>Page 5</p>	<p>Flare x Pipe</p>  <p>Page 6</p>	<p>Flare x Pipe 45° Elbow</p>  <p>Page 6</p>	<p>Flare x Pipe 90° Elbow</p>  <p>Page 6</p>	<p>Flare x Pipe</p>  <p>Page 7</p>
<p>Flare x Pipe 90° Elbow</p>  <p>Page 7</p>	<p>Flare Tee</p>  <p>Page 8</p>	<p>Flare x Pipe Branch Tee</p>  <p>Page 8</p>	<p>Flare x Pipe Run Tee</p>  <p>Page 8</p>	<p>Flare Bushing</p>  <p>Page 8</p>
<p>Flare Street Elbow</p>  <p>Page 8</p>	<p>Flare Female Union</p>  <p>Page 8</p>			

INVERTED FLARE FITTINGS















<p>Plug</p>  <p>Page 9</p>	<p>Tube Nut Imperial</p>  <p>Page 9</p>	<p>Tube Nut Metric</p>  <p>Page 9</p>	<p>Union</p>  <p>Page 9</p>	<p>Union Tee</p>  <p>Page 9</p>
<p>Flare to Inverted</p>  <p>Page 9</p>	<p>Female INV x Male Pipe</p>  <p>Page 10</p>	<p>Female INV x Male Pipe 45°</p>  <p>Page 10</p>	<p>Female INV x Male Pipe 90°</p>  <p>Page 10</p>	<p>Female INV x Female Pipe</p>  <p>Page 10</p>
<p>Female INV x Female Pipe 90°</p>  <p>Page 10</p>				

INVERTED FLARE SIZING CHART

Tube OD	1/8"	3/16"	1/4"	5/16"	3/8"	1/2"	5/8"	3/4"
Thread Size	5/16"-28	3/8"-24	7/16"-24	1/2"-20	5/8"-18	3/4"-18	7/8"-18	1-1/16"-16

COMPRESSION FITTINGS

QUICK REFERENCE GUIDE

<p>Sleeve</p>  <p>Page 11</p>	<p>Nylon Sleeve</p>  <p>Page 11</p>	<p>Nut</p>  <p>Page 11</p>	<p>Insert</p>  <p>Page 11</p>	<p>Union</p>  <p>Page 11</p>
<p>Union Elbow</p>  <p>Page 11</p>	<p>Union Tee</p>  <p>Page 11</p>	<p>Comp x Pipe</p>  <p>Page 12</p>	<p>Comp x Pipe 45° Elbow</p>  <p>Page 12</p>	<p>Comp x Pipe 90° Elbow</p>  <p>Page 12</p>
<p>Comp x Pipe Female</p>  <p>Page 13</p>	<p>Comp x Pipe Female 90°</p>  <p>Page 13</p>	<p>Comp x Pipe Run Tee</p>  <p>Page 14</p>	<p>Comp x Pipe Branch Tee</p>  <p>Page 14</p>	

COMPRESSION FITTING SIZING CHART








Tube OD	1/8"	3/16"	1/4"	5/16"	3/8"	1/2"	5/8"	3/4"
Thread Size	5/16"-24	3/8"-24	7/16"-24	1/2"-24	9/16"-24	11/16"-20	13/16"-18	1"-18

TUBE PUSH IN FITTINGS

<p>Union</p>  <p>Page 15</p>	<p>Union Elbow</p>  <p>Page 15</p>	<p>Union Tee</p>  <p>Page 15</p>	<p>Male Pipe</p>  <p>Page 15</p>	<p>Male Pipe 45° Elbow</p>  <p>Page 15</p>
<p>Male Pipe 90° Elbow</p>  <p>Page 15</p>	<p>Female Pipe</p>  <p>Page 15</p>	<p>Female Pipe 90° Elbow</p>  <p>Page 15</p>	<p>Male Pipe Run Tee</p>  <p>Page 16</p>	<p>Male Pipe Branch Tee</p>  <p>Page 16</p>
<p>Union Valve</p>  <p>Page 16</p>	<p>Union Needle Valve</p>  <p>Page 16</p>	<p>Meter In Valve</p>  <p>Page 16</p>	<p>Meter Out Valve</p>  <p>Page 16</p>	
<p>Metric Union</p>  <p>Page 17</p>	<p>Metric Union Elbow</p>  <p>Page 17</p>	<p>Metric Union Tee</p>  <p>Page 17</p>	<p>Metric x BSPT</p>  <p>Page 17</p>	<p>Metric x BSPT 90° Elbow</p>  <p>Page 17</p>
<p>Metric x BSPT Branch Tee</p>  <p>Page 18</p>	<p>Metric x BSPT Run Tee</p>  <p>Page 18</p>			

D.O.T. COMPRESSION FITTINGS

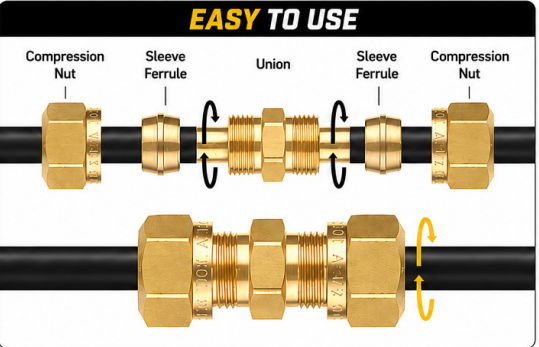
QUICK REFERENCE GUIDE

<p>Sleeve</p>  <p>Page 19</p>	<p>Nut</p>  <p>Page 19</p>	<p>Insert</p>  <p>Page 19</p>	<p>Union</p>  <p>Page 19</p>	<p>Union Bulkhead</p>  <p>Page 19</p>
<p>Union Elbow</p>  <p>Page 19</p>	<p>Union Tee</p>  <p>Page 19</p>	<p>Female Pipe</p>  <p>Page 19</p>	<p>Female Pipe 90° Elbow</p>  <p>Page 19</p>	<p>Male Pipe</p>  <p>Page 20</p>
<p>Male Pipe 45° Elbow</p>  <p>Page 20</p>	<p>Male Pipe 90° Elbow</p>  <p>Page 20</p>	<p>Male Pipe Run Tee</p>  <p>Page 20</p>	<p>Male Pipe Branch Tee</p>  <p>Page 20</p>	

DOT COMPRESSION FITTINGS


D.O.T. AIR BRAKE - NYLON TUBING

EASY TO USE




USE THE CORRECT TUBE

Designed for use with:
SAE J844 TYPE A
or
TYPE B
DOT AIR BRAKE NYLON TUBING



- ✓ Maximum Operating Pressure: 150 PSI
- ✓ Temperature Range: -40°F to +200°F (-40°C to +93°C)
- ✓ Typical Application: Air brake systems except where temperatures exceed +200°F or where battery acid can drip on tubing.
- ✓ Meets specifications and standards of SAE and DOT FMVSS 571.106.

- ✓ LEAK-FREE CONNECTIONS
- ✓ STRONG & RELIABLE
- ✓ EASY TO INSTALL



ASSEMBLY INSTRUCTIONS

- 1 CUT TUBING – Cut tubing to desired length.
- 2 SLIDE NUT & FERRULE – Slide nut and then sleeve on tubing. Threaded end of nut "A" must face toward fitting body.
- 3 INSERT TUBING – Insert tubing into the preassembled fitting. Be sure tubing is bottomed in fitting.
- 4 TIGHTEN NUT – Tighten nut to required torque as indicated on chart.

TUBE O.D. & THREAD SIZE		ADDITIONAL TURNS FROM HAND-TIGHT	
TUBE O.D.	THREAD SIZE - B	TUBE SIZE	ADDITIONAL TURNS
1/4	7/16-24	1/4	3
3/8	17/32-24	3/8, 1/2	4
1/2	11/16-20	5/8, 3/4	3-1/2
5/8	13/16-18		
3/4	1-18		


IMPORTANT

Do not overtighten. Overtightening can cause tube distortion, leaks, or fitting damage.


FEATURES

- ✓ Easy to assemble (no tube preparation or flaring required).
- ✓ Built-in tube support
- ✓ Fittings utilize a ribbed sleeve for compression and positive grip
- ✓ May be used with copper tubing by replacing nut, sleeve and insert with long nut and spherical sleeve. Insert should be removed for copper tubing use.
- ✓ Meets specifications and standards of SAE and DOT FMVSS 571.106.


APPLICATIONS




AIR BRAKE SYSTEMS



AIR COMPRESSORS



TRAILERS & EQUIPMENT



COMMERCIAL VEHICLES

WARNING: IMPROPER INSTALLATION CAN RESULT IN LEAKS AND SYSTEM FAILURE.

BUILT FOR SAFETY. BUILT TO PERFORM.

D.O.T. COMPOSITE PUSH-IN

<p>Union</p>  <p>Page 21</p>	<p>Union Elbow</p>  <p>Page 21</p>	<p>Union Tee</p>  <p>Page 21</p>	<p>Union Bulkhead</p>  <p>Page 21</p>	<p>Female Pipe Bulkhead</p>  <p>Page 21</p>
<p>Male SAE Flare</p>  <p>Page 21</p>	<p>Female Pipe</p>  <p>Page 21</p>	<p>Female Pipe 90° Elbow</p>  <p>Page 21</p>	<p>Male Pipe</p>  <p>Page 22</p>	<p>Male Pipe 45° Elbow</p>  <p>Page 22</p>
<p>Male Pipe 90° Elbow</p>  <p>Page 22</p>	<p>Male Pipe Branch Tee</p>  <p>Page 22</p>	<p>Male Pipe Run Tee</p>  <p>Page 22</p>		


DOT COMPOSITE BODY PUSH-IN FITTINGS

D.O.T. AIR BRAKE - PUSH-IN FITTINGS

- ✓ ONE TOUCH CONNECTION
- ✓ RUGGED & RELIABLE
- ✓ QUICK & EASY INSTALLATION



EASY TO USE

- 1 CUT TUBING** – Cut tubing to desired length using a tube cutter for a clean, square cut. 
- 2 INSERT TUBING** – Push tubing straight into fitting until it bottoms out.
- 3 PULL TO CHECK** – Gently pull back on tubing to verify it is secure.
- 4 TO DISCONNECT** – Push release button in and pull tubing out of fitting. 

USE THE CORRECT TUBING

Designed for use with:

SAE JB44 TYPE A & TYPE B

DOT AIR BRAKE NYLON TUBING



- ✓ Maximum Operating Pressure: 150 PSI
- ✓ Temperature Range: -40°F to +200°F (-40°C to +93°C)
- ✓ Typical Application: Air brake systems except where temperatures exceed +200°F or where battery acid can drip on tubing.
- ✓ Meets specifications and standards of SAE and DOT FMVSS 571.106.

FEATURES

- ✓ One touch connection reduces installation time and cost.
- ✓ Rugged ultraviolet and vibration resistant composite body.
- ✓ Various shapes and configurations to meet vehicle applications and make installations easier.

APPLICATIONS



AIR BRAKE SYSTEMS



AIR COMPRESSORS



TRAILERS & EQUIPMENT



COMMERCIAL VEHICLES

⚠

WARNING: IMPROPER INSTALLATION CAN RESULT IN LEAKS AND SYSTEM FAILURE.

✓

BUILT FOR SAFETY. BUILT TO PERFORM.

D.O.T. BRASS PUSH-IN

QUICK REFERENCE GUIDE

<p>Plug</p>  <p>Page 23</p>	<p>Union</p>  <p>Page 23</p>	<p>Union Elbow</p>  <p>Page 23</p>	<p>Union Tee</p>  <p>Page 23</p>	<p>Female Pipe</p>  <p>Page 23</p>
<p>Female Pipe 90° Elbow</p>  <p>Page 23</p>	<p>Union Bulkhead</p>  <p>Page 23</p>	<p>Female Pipe Bulkhead</p>  <p>Page 23</p>	<p>Male Pipe Bulkhead</p>  <p>Page 23</p>	<p>Male Pipe</p>  <p>Page 24</p>
<p>Male Pipe 45° Elbow</p>  <p>Page 24</p>	<p>Male Pipe Swivel 45° Elbow</p>  <p>Page 24</p>	<p>Male Pipe 90° Elbow</p>  <p>Page 24</p>	<p>Male Pipe Swivel 90° Elbow</p>  <p>Page 24</p>	<p>Male Pipe Run Tee</p>  <p>Page 25</p>
<p>Male Pipe Swivel Run Tee</p>  <p>Page 25</p>	<p>Male Pipe Branch Tee</p>  <p>Page 25</p>	<p>Male Pipe Swivel Branch Tee</p>  <p>Page 25</p>		

AIR BRAKE HOSE FITTINGS


Sleeve  Page 27	Nut  Page 27	Nut W/Spring  Page 27	ABS x Pipe Adapter  Page 27	Pipe Hose Ends  Page 27
Hose Unions  Page 27	ABS Swivel Hose Ends  Page 27	Air Brake Hose  Page 27	Glad hands  Page 28	Glad Hand Seals  Page 28
Grip Handles  Page 28	Assemblies  Page 28			

REUSABLE AIR BRAKE HOSE ENDS

MEETS SAE & DOT SPECIFICATIONS (FMVSS 10 GAL)


EASY INSTALL / REUSABLE DESIGN

STEP 01



Trim Hose:
Trim the end of the air brake hose as needed to ensure it has the correct length when connected to the joint.

STEP 02



Prepare DOT:
Insert the brass DOT air brake hose end connector into the end of the air brake hose.

STEP 03





DOT Connection:
Insert the brass DOT air brake hose end connector into the brake system connector or accessory, ensuring it is securely connected.

STEP 04



Check Sealing:
Check the connection points to ensure there is no gas leakage. Soap water can be used to check for air leaks, and if bubbles emerge, it indicates a leak.

FEATURES & SPECIFICATIONS

-  **TYPICAL APPLICATION**
Air brake hose connections. Meets SAE & DOT specifications (FMVSS 10 GAL)
-  **PRESSURE**
Determined by maximum working pressure for hose size. Up to 125 PSI.
-  **TEMPERATURE RANGE**
-40°F to +120°F (-40°C to +48°C)
-  **ADVANTAGES**
Can be used for nearly any brake line. Easy to assemble with a good selection of hose end configurations. Brass material offers excellent resistance against corrosion.

ASSEMBLY INSTRUCTIONS

1 Slide nut and sleeve onto hose. Make sure bevel edge of sleeve faces out toward fitting.

2 Push hose into fitting until it bottoms.


3 Screw nut until contact is made with body hex.

NOTE:
When reassembling fitting, body and nut should be inspected. Only reuse if in proper condition. Sleeves should never be reused.


REUSABLE & RELIABLE




REUSABLE DESIGN




CORROSION RESISTANT BRASS



RUGGED & DURABLE





QUICK & EASY INSTALLATION



WARNING: IMPROPER INSTALLATION CAN RESULT IN LEAKS AND SYSTEM FAILURE.



BUILT FOR SAFETY. BUILT TO PERFORM.

 Refer to technical section for correct selection, installation, and usage of hose and fittings prior to service. 

ShopHoseAndFittings.com

TOTAL HYDRAULIC & INDUSTRIAL SOLUTIONS
© 2026 Quality Hydraulics, LLC

(814) 954-5752
sales@QHhoseshop.com

2460 Commercial Blvd
State College, PA, 16801

GARDEN HOSE FITTINGS

QUICK REFERENCE GUIDE

<p>Hose Assemblies</p>  <p>Page 29</p>	<p>Reels</p>  <p>Page 29</p>	<p>Quick Couplings</p>  <p>Page 29</p>	<p>Seals</p>  <p>Page 29</p>	<p>Hydrant Adapters</p>  <p>Page 29</p>
<p>In Line Valve</p>  <p>Page 29</p>	<p>Tee Valve</p>  <p>Page 29</p>	<p>Spray Nozzles</p>  <p>Page 29</p>	<p>Cap</p>  <p>Page 30</p>	<p>Plug</p>  <p>Page 30</p>
<p>Male Union</p>  <p>Page 30</p>	<p>Female Union</p>  <p>Page 30</p>	<p>Male GH x Male Pipe</p>  <p>Page 30</p>	<p>Male GH x Female Pipe</p>  <p>Page 30</p>	<p>Female GH x Male Pipe</p>  <p>Page 30</p>
<p>Female GH x Female Pipe</p>  <p>Page 30</p>	<p>Hose Barb x Male GH</p>  <p>Page 30</p>	<p>Hose Barb x Female GH</p>  <p>Page 30</p>		

HOSE BARB FITTINGS

<p>Union</p>  <p>Page 31</p>	<p>Union Elbow</p>  <p>Page 31</p>	<p>Union Tee</p>  <p>Page 31</p>	<p>Male Pipe</p>  <p>Page 31</p>	<p>Male Pipe Swivel</p>  <p>Page 31</p>
<p>Male Pipe 45° Elbow</p>  <p>Page 32</p>	<p>Male Pipe 90° Elbow</p>  <p>Page 32</p>	<p>Female Pipe Ridged</p>  <p>Page 32</p>	<p>Female Pipe Swivel</p>  <p>Page 32</p>	<p>Female Pipe 90° Elbow</p>  <p>Page 32</p>
<p>Male Flare</p>  <p>Page 32</p>	<p>Female Flare</p>  <p>Page 32</p>			

CAN'T FIND IT?

BRASS HOSE BARB FITTINGS



WE MAY STILL BE ABLE TO HELP!



QUALITY BRASS



DURABLE & RELIABLE




BUILT FOR PERFORMANCE



PUSH LOCK BARB FITTINGS

QUICK REFERENCE GUIDE

<p>Male Pipe</p>  <p>Page 34</p>	<p>Male Pipe 90° Elbow</p>  <p>Page 34</p>	<p>Male Pipe Swivel</p>  <p>Page 34</p>	<p>Female Pipe Ridge</p>  <p>Page 34</p>	<p>Female Pipe Swivel</p>  <p>Page 34</p>
<p>Female Inverted Flare</p>  <p>Page 35</p>	<p>Male Inverted Flare</p>  <p>Page 35</p>	<p>Male Flare</p>  <p>Page 35</p>	<p>Female Flare</p>  <p>Page 35</p>	<p>Female Flare 90° Elbow</p>  <p>Page 35</p>
<p>Union</p>  <p>Page 36</p>	<p>Stand Pipe</p>  <p>Page 36</p>	<p>Push Lock Hose</p>  <p>Page 36</p>		



PUSH ON BARB FITTINGS

NO CLAMPS. • EASY TO ASSEMBLE. • SECURE CONNECTION.



WORKS ONLY WITH PUSH LOCK / INSTA LOCK STYLE HOSE



QUICK PUSH TO CONNECT



SECURE HOLD UP TO 150 PSI



LEAK RESISTANT CONNECTION



IDEAL FOR AIR, FUEL, LUBE & OIL LINES

COMPATIBLE ONLY WITH PUSH LOCK / INSTA LOCK STYLE HOSE

EASY INSTALLATION

1 PUSH ON
Push hose over barb.

2 SEATS & LOCKS
Hose locks in place.

3 PULL TO REMOVE
Bend hose & pull off.

AVAILABLE IN MULTIPLE SIZES & CONFIGURATIONS

PIPE CAP



Female NPT	Part Number
1/8"-27	28075
1/4"-18	28076
3/8"-18	28077
1/2"-14	28078
3/4"-14	28079
1"-11.5	28080

PIPE PLUG



Male NPT	Part Number	Part Number	Part Number
1/8"-27	28084	28093	28201
1/4"-18	28085	28094	28202
3/8"-18	28086	28095	28203
1/2"-14	28087	28096	28204
3/4"-14	28088	28097	28205
1"-11.5	28089	N/A	28206

HEX NIPPLE



Male NPT	Part Number
1/8"-27	28211
1/4"-18	28212
3/8"-18	28213
1/2"-14	28214
3/4"-14	28215
1"-11.5	28216

REDUCING
HEX NIPPLE



Male NPT Side 1	Male NPT Side 2	Part Number
1/4"-18	1/8"-27	28220
3/8"-18	1/8"-27	28221
3/8"-18	1/4"-18	28222
1/2"-14	1/4"-18	28223
1/2"-14	3/8"-18	28224
3/4"-14	1/2"-14	28225
1"-11.5	1/2"-14	28226
1"-11.5	3/4"-14	28227

CLOSE NIPPLE



Male NPT	Part Number
1/8"-27	28131
1/4"-18	28132
3/8"-18	28133
1/2"-14	28134
3/4"-14	28135
1"-11.5	28496

LONG NIPPLE



Male NPT	1-1/2" Long	2" Long	2-1/2" Long	3" Long	3-1/2" Long	4" Long
1/8"-27	28140	28141	28142	28143	28475	28476
1/4"-18	28144	28145	28146	28147	28481	28482
3/8"-18	28148	28149	28150	28151	28487	28488
1/2"-14	28152	28153	28154	28155	28493	40066
3/4"-14	28136	28497	28498	28499	40085	40086
1"-11.5	40100	40101	40102	40103	40104	40105

STREET 45



Pipe Size	Part Number
1/8"-27	28230
1/4"-18	28231
3/8"-18	28232
1/2"-14	28233
3/4"-14	28234

STREET 90




Pipe Size	Part Number
1/8"-27	28156
1/4"-18	28157
3/8"-18	28158
1/2"-14	28159
3/4"-14	28160

MALE ELBOW



Male NPT	Part Number
1/8"-27	28266
1/4"-18	28267
3/8"-18	28268
1/2"-14	28269

FEMALE 45



Pipe Size	Part Number
1/8"-27	28018
1/4"-18	28019
3/8"-18	28020
1/2"-14	28021

FEMALE 90



Pipe Size	Part Number
1/8"-27	28001
1/4"-18	28002
3/8"-18	28003
1/2"-14	28004
3/4"-14	28005

UNION



Pipe Size	Part Number
1/8"-27	28058
1/4"-18	28059
3/8"-18	28060
1/2"-14	28061
3/4"-14	28062
1"-11.5	28063

REDUCING UNION



Pipe Side 1	Pipe Side 2	Part Number
1/4"-18	1/8"-27	28181
3/8"-18	1/8"-27	28182
3/8"-18	1/4"-18	28183
1/2"-14	1/8"-27	28180
1/2"-14	1/4"-18	28184
1/2"-14	3/8"-18	28185
3/4"-14	1/8"-27	28186
3/4"-14	1/4"-18	28187
3/4"-14	3/8"-18	28188
3/4"-14	1/2"-14	28189
1"-11.5	1/2"-14	28178
1"-11.5	3/4"-14	28179

3 PC UNION
SWIVELS UNTIL TIGHT




Pipe Size	Part Number
1/8"-27	28067
1/4"-18	28068
3/8"-18	28069
1/2"-14	28070
3/4"-14	28071

HEX BUSHING



Male Pipe 1	Female Pipe 2	Part Number
1/8"-27	1/16"-27	28101
1/4"-18	1/8"-27	28102
3/8"-18	1/8"-27	28103
3/8"-18	1/4"-18	28104
1/2"-14	1/8"-27	28105
1/2"-14	1/4"-18	28106
1/2"-14	3/8"-18	28107
3/4"-14	1/8"-27	28108
3/4"-14	1/4"-18	28109
3/4"-14	3/8"-18	28110
3/4"-14	1/2"-14	28111
1"-11.5	1/8"-27	28091
1"-11.5	1/4"-18	28112
1"-11.5	3/8"-18	28113
1"-11.5	1/2"-14	28114
1"-11.5	3/4"-14	28115

**HEX EXPANDER/
EXTENDER**



Male Pipe 1	Female Pipe 2	Part Number
#10-32	1/8"-27	28241
1/8"-27	1/8"-27	28190
1/8"-27	1/4"-18	28191
1/8"-27	3/8"-18	28198
1/4"-18	1/4"-18	28192
1/4"-18	3/8"-18	28193
1/4"-18	1/2"-14	28199
3/8"-18	3/8"-18	28194
3/8"-18	1/2"-14	28195
3/8"-18	3/4"-14	28207
1/2"-14	1/2"-14	28196
1/2"-14	3/4"-14	28202
1/2"-14	1"-11.5	28228
3/4"-14	3/4"-14	28209
3/4"-14	1"-11.5	28229

TEE FITTINGS




Thread Size	Female Tee	Male Tee	Run Tee	Branch Tee	Cross
1/8"-27	28024	28290	28245	28281	28041
1/4"-18	28025	28291	28246	28282	28042
3/8"-18	28026	28292	28247	28283	28043
1/2"-14	28027	28293	28248	28284	28044
3/4"-14	28028	28294	28249	28285	28045

**BULKHEAD FITTING
FEMALE X FEMALE**




Female Pipe 1	Female Pipe 2	Hole Size	Part Number
1/8"-27	1/8"-27	5/8"	28299
1/4"-18	1/4"-18	3/4"	28301
3/8"-18	3/8"-18	1"	28303
1/2"-14	1/2"-14	1-1/8"	28304
3/4"-14	3/4"-14	1-5/16"	28311
1"-11.5	1"-11.5	1-5/8"	28316

**BULKHEAD FITTING
FEMALE X MALE**



Female Pipe 1	Male Pipe 2	Hole Size	Part Number
1/4"-18	1/2"-14	1"	28317
3/8"-18	1/2"-14	1"	28319

**BULKHEAD FITTING
MALE X MALE X FEMALE**



1 Male Pipe (Both Ends) 1	Female Pipe (Inside 1 end) 2	Hole Size	Part Number
1/2"	3/8"	7/8"	28322

**BULKHEAD FITTING
COMPRESSION X FEMALE**



Tube Compression 1	Female Pipe 2	Hole Size	Part Number
3/8" OD	1/2"	7/8"	28322
1/2" OD	1/2"	7/8"	28321

**DON'T SEE
WHAT YOU NEED?**

**WE STOCK A WIDE VARIETY OF
BRASS PIPE ADAPTERS!**



**MULTIPLE
SIZES**



**VARIOUS
CONFIGURATIONS**



**BUILT TO LAST
AND LEAK RESISTANT**



CAN'T FIND THE RIGHT FITTING? // CONTACT OUR TEAM!



**WE CAN HELP YOU FIND
EXACTLY WHAT YOU NEED!**



**SPECIAL REQUESTS
ALWAYS WELCOME!**



Refer to technical section for correct selection, installation, and usage of hose and fittings prior to service.





SAE Flare	Part Number
1/8"	40C-02
3/16"	40C-03
1/4"	40C-04
5/16"	40C-05
3/8"	40C-06
1/2"	40C-08
5/8"	40C-10
3/4"	40C-12



SAE Flare	Part Number
1/8"	40P-02
3/16"	40P-03
1/4"	40P-04
5/16"	40P-05
3/8"	40P-06
1/2"	40P-08
5/8"	40P-10
3/4"	40P-12



SAE Flare	Part Number
1/8"	41S-02
3/16"	41S-03
1/4"	41S-04
5/16"	41S-05
3/8"	41S-06
1/2"	41S-08
5/8"	41S-10
3/4"	41S-12



SAE Flare	Part Number
1/8"	42-02-02
3/16"	42-03-03
1/4"	42-04-04
5/16"	42-05-05
3/8"	42-06-06
1/2"	42-08-08
5/8"	42-10-10
3/4"	42-12-12



1 Male Flare	2 Male Flare	Part Number
1/4"	1/8"	42-04-02
1/4"	3/16"	42-04-03
5/16"	1/4"	42-05-04
3/8"	1/4"	42-06-04
3/8"	5/16"	42-06-05
1/2"	3/8"	42-08-06
5/8"	1/2"	42-10-08
3/4"	5/8"	42-12-10



SAE Flare	Part Number
1/8"	55-02-02
3/16"	55-03-03
1/4"	55-04-04
5/16"	55-05-05
3/8"	55-06-06
1/2"	55-08-08
5/8"	55-10-10
3/4"	55-12-12

SAE 45° FLARE SIZING CHART

Tube OD	1/8"	3/16"	1/4"	5/16"	3/8"	1/2"	5/8"	3/4"
Thread Size	5/16"-24	3/8"-24	7/16"-20	1/2"-20	5/8"-18	3/4"-16	7/8"-14	1-1/16"-14

MALE FLARE TO MALE PIPE



1 Male Flare	2 Male Pipe	Part Number
1/8"	1/8"	48-02-02
3/16"	1/8"	48-03-02
3/16"	1/4"	48-03-04
1/4"	1/8"	48-04-02
1/4"	1/4"	48-04-04
1/4"	3/8"	48-04-06
1/4"	1/2"	48-04-08
5/16"	1/8"	48-05-02
5/16"	1/4"	48-05-04
5/16"	3/8"	48-05-06
5/16"	1/2"	48-05-08
3/8"	1/8"	48-06-02
3/8"	1/4"	48-06-04
3/8"	3/8"	48-06-06
3/8"	1/2"	48-06-08
3/8"	3/4"	48-06-12
1/2"	1/4"	48-08-04
1/2"	3/8"	48-08-06
1/2"	1/2"	48-08-08
1/2"	3/4"	48-08-12
5/8"	1/4"	48-10-04
5/8"	3/8"	48-10-06
5/8"	1/2"	48-10-08
5/8"	3/4"	48-10-12
3/4"	1/2"	48-12-08
3/4"	3/4"	48-12-12

MALE FLARE TO MALE PIPE 45°



1 Male Flare	2 Male Pipe	Part Number
1/4"	1/8"	54-04-02
1/4"	1/4"	54-04-04
1/4"	3/8"	54-04-06
5/16"	1/8"	54-05-02
5/16"	1/4"	54-05-04
3/8"	1/4"	54-06-04
3/8"	3/8"	54-06-06
3/8"	1/2"	54-06-08
1/2"	3/8"	54-08-06
1/2"	1/2"	54-08-08
5/8"	1/2"	54-10-08
5/8"	3/4"	54-10-12
3/4"	1/2"	54-12-08
3/4"	3/4"	54-12-12

MALE FLARE TO MALE PIPE 90°



1 Male Flare	2 Male Pipe	Part Number
1/8"	1/8"	49-02-02
3/16"	1/8"	49-03-02
3/16"	1/4"	49-03-04
1/4"	1/8"	49-04-02
1/4"	1/4"	49-04-04
1/4"	3/8"	49-04-06
1/4"	1/2"	49-04-08
5/16"	1/8"	49-05-02
5/16"	1/4"	49-05-04
5/16"	3/8"	49-05-06
5/16"	1/2"	49-05-08
3/8"	1/8"	49-06-02
3/8"	1/4"	49-06-04
3/8"	3/8"	49-06-06
3/8"	1/2"	49-06-08
3/8"	3/4"	49-06-12
1/2"	1/4"	49-08-04
1/2"	3/8"	49-08-06
1/2"	1/2"	49-08-08
1/2"	3/4"	49-08-12
5/8"	1/4"	49-10-04
5/8"	3/8"	49-10-06
5/8"	1/2"	49-10-08
5/8"	3/4"	49-10-12
3/4"	1/2"	49-12-08
3/4"	3/4"	49-12-12

SAE 45° FLARE ADAPTERS

SAE 45° FLARE SIZING CHART

Tube OD	1/8"	3/16"	1/4"	5/16"	3/8"	1/2"	5/8"	3/4"
Thread Size	5/16"-24	3/8"-24	7/16"-20	1/2"-20	5/8"-18	3/4"-16	7/8"-14	1-1/16"-14



MALE FLARE TO FEMALE PIPE

1 Male Flare	2 Male Pipe	Part Number
1/8"	1/8"	46-02-02
3/16"	1/8"	46-03-02
1/4"	1/8"	46-04-02
1/4"	1/4"	46-04-04
1/4"	3/8"	46-04-06
1/4"	1/2"	46-04-08
5/16"	1/8"	46-05-02
5/16"	1/4"	46-05-04
5/16"	3/8"	46-05-06
5/16"	1/2"	46-05-08
3/8"	1/8"	46-06-02
3/8"	1/4"	46-06-04
3/8"	3/8"	46-06-06
3/8"	1/2"	46-06-08
3/8"	3/4"	46-06-12
1/2"	1/4"	46-08-04
1/2"	3/8"	46-08-06
1/2"	1/2"	46-08-08
1/2"	3/4"	46-08-12
5/8"	3/8"	46-10-06
5/8"	1/2"	46-10-08
5/8"	3/4"	46-10-12
3/4"	1/2"	46-12-08
3/4"	3/4"	46-12-12



MALE FLARE TO FEMALE PIPE 90°

1 Male Flare	2 Male Pipe	Part Number
3/16"	1/8"	50-03-02
1/4"	1/8"	50-04-02
1/4"	1/4"	50-04-04
1/4"	3/8"	50-04-06
1/4"	1/2"	50-04-08
5/16"	1/8"	50-05-02
5/16"	1/4"	50-05-04
5/16"	1/8"	50-05-02
5/16"	1/4"	50-05-04
3/8"	1/8"	50-06-02
3/8"	1/4"	50-06-04
3/8"	3/8"	50-06-06
3/8"	1/2"	50-06-08
3/8"	3/4"	50-06-12
1/2"	1/4"	50-08-04
1/2"	3/8"	50-08-06
1/2"	1/2"	50-08-08
1/2"	3/4"	50-08-12
5/8"	3/8"	50-10-06
5/8"	1/2"	50-10-08
5/8"	3/4"	50-10-12
3/4"	1/2"	50-12-08
3/4"	3/4"	50-12-12

SAE 45° FLARE SIZING CHART


Tube OD	1/8"	3/16"	1/4"	5/16"	3/8"	1/2"	5/8"	3/4"
Thread Size	5/16"-24	3/8"-24	7/16"-20	1/2"-20	5/8"-18	3/4"-16	7/8"-14	1-1/16"-14

MALE TEE




SAE Flare	Part Number
1/8"	44-02-02-02
3/16"	44-03-03-03
1/4"	44-04-04-04
5/16"	44-05-05-05
3/8"	44-06-06-06
1/2"	44-08-08-08
5/8"	44-10-10-10
3/4"	44-12-12-12

**FLARE TO PIPE
BRANCH TEE**



1 Male Flare	2 Male Pipe	Part Number
3/16"	1/8"	45-03-02
1/4"	1/8"	45-04-02
1/4"	1/4"	45-04-04
5/16"	1/8"	45-05-02
5/16"	1/4"	45-05-04
3/8"	1/8"	45-06-02
3/8"	1/4"	45-06-04
3/8"	3/8"	45-06-06
3/8"	1/2"	45-06-08
1/2"	1/4"	45-08-04
1/2"	3/8"	45-08-06
1/2"	1/2"	45-08-08
1/2"	3/4"	45-08-12
5/8"	3/8"	45-10-06
5/8"	1/2"	45-10-08
3/4"	1/2"	45-12-08

**FLARE TO PIPE
RUN TEE**



1 Male Flare	2 Male Pipe	Part Number
3/16"	1/8"	45-03-02
1/4"	1/8"	45-04-02
1/4"	1/4"	45-04-04
5/16"	1/8"	45-05-02
5/16"	1/4"	45-05-04
3/8"	1/8"	45-06-02
3/8"	1/4"	45-06-04
3/8"	3/8"	45-06-06
3/8"	1/2"	45-06-08
1/2"	1/4"	45-08-04
1/2"	3/8"	45-08-06
1/2"	1/2"	45-08-08
1/2"	3/4"	45-08-12
5/8"	3/8"	45-10-06
5/8"	1/2"	45-10-08
3/4"	1/2"	45-12-08

**REDUCER /
EXPANDER**



Female Flare	Male Flare	Part Number
1/4"	3/8"	10463
3/8"	1/4"	10462
3/8"	1/2"	10467
3/8"	5/8"	10491
1/2"	1/4"	10461
1/2"	3/8"	10464
1/2"	5/8"	10469
5/8"	3/8"	10473
5/8"	1/2"	10468
5/8"	3/4"	10471
3/4"	5/8"	10470

**MALE X FEMALE
90° ELBOW**



SAE Flare	Part Number
1/4"	10493
3/8"	10494
1/2"	10495
5/8"	10496
3/4"	10497

FEMALE UNION



SAE Flare	Part Number
1/4"	10481
5/16"	10482
3/8"	10483
1/2"	10484
5/8"	10485
3/4"	10486

SAE 45° FLARE SIZING CHART

Tube OD	1/8"	3/16"	1/4"	5/16"	3/8"	1/2"	5/8"	3/4"
Thread Size	5/16"-24	3/8"-24	7/16"-20	1/2"-20	5/8"-18	3/4"-16	7/8"-14	1-1/16"-14

PLUG



Inverted Flare	Part Number
1/8"	105-02
3/16"	105-03
1/4"	105-04
5/16"	105-05
3/8"	105-06
1/2"	105-08
5/8"	105-10
3/4"	105-12

**TUBE NUTS
IMPERIAL**



Tube Size	Double Flare Size	Part Number
1/8"	1/8"	12001
3/16"	3/16"	12992
3/16"	1/4"	12018
1/4"	1/4"	12003
5/16"	5/16"	12004
3/8"	3/8"	12005
1/2"	1/2"	12006
5/8"	5/8"	12007
3/4"	3/4"	12008

**TUBE NUTS
METRIC**



Tube Size	Flare Type	Flare Thread	Part Number
3/16"	Bubble	3/8"-24	12260
3/16"	Bubble	M10 x 1.0	12261
3/16"	Inverted	M10 x 1.0	12262
3/16"	Inverted	1/2"-20	12263
3/16"	Inverted	9/16"-18	12264
3/16"	Bubble	M11 x 1.5	12265
3/16"	Bubble	M12 x 1.0	12266
1/4"	Inverted	9/16"-18	12268
1/4"	Inverted	1/2"-20	12269
6MM	Bubble	M12 x 1.0	12270
6MM	Bubble	M12 x 1.0	12271
5/16"	Surface Seal	M14 x 1.5	12274
3/8"	Surface Seal	M16 x 1.5	12275

FLARE UNION




Inverted Flare	Part Number
1/8"	302-02
3/16"	302-03
1/4"	302-04
5/16"	302-05
3/8"	302-06
1/2"	302-08
5/8"	302-10

**FLARE UNION
TEE**



Inverted Flare	Part Number
1/8"	702-02
3/16"	702-03
1/4"	702-04
5/16"	702-05
3/8"	702-06
1/2"	702-08

**MALE SAE FLARE TO
MALE INVERTED**




Male SAE Flare	Male Inverted Flare	Part Number
1/4"	3/16"	12250
1/4"	1/4"	12252
3/8"	5/16"	12254
3/8"	3/8"	12256

INVERTED FLARE SIZING CHART


Tube OD	1/8"	3/16"	1/4"	5/16"	3/8"	1/2"	5/8"	3/4"
Thread Size	5/16"-28	3/8"-24	7/16"-24	1/2"-20	5/8"-18	3/4"-18	7/8"-18	1-1/16"-16

FEMALE INVERTED TO MALE PIPE




1 Female Flare	2 Male Pipe	Part Number
1/8"	1/8"	202-02-02
3/16"	1/8"	202-03-02
3/16"	1/4"	202-03-04
1/4"	1/8"	202-04-02
1/4"	1/4"	202-04-04
5/16"	1/8"	202-05-02
5/16"	1/4"	202-05-04
5/16"	3/8"	202-05-06
3/8"	1/8"	202-06-02
3/8"	1/4"	202-06-04
3/8"	3/8"	202-06-06
1/2"	1/4"	202-08-04
1/2"	3/8"	202-08-06
1/2"	1/2"	202-08-08
5/8"	1/2"	202-10-08
3/4"	1/2"	202-12-08
3/4"	3/4"	202-12-12

FEMALE INVERTED TO MALE PIPE 90°




1 Female Flare	2 Male Pipe	Part Number
1/8"	1/8"	402-02-02
3/16"	1/8"	402-03-02
1/4"	1/8"	402-04-02
1/4"	1/4"	402-04-04
5/16"	1/8"	402-05-02
5/16"	1/4"	402-05-04
5/16"	3/8"	402-05-06
3/8"	1/8"	402-06-02
3/8"	1/4"	402-06-04
3/8"	3/8"	402-06-06
1/2"	1/4"	402-08-04
1/2"	3/8"	402-08-06
1/2"	1/2"	402-08-08
5/8"	1/2"	402-10-08
3/4"	1/2"	402-12-08

FEMALE INVERTED TO MALE PIPE 45°



1 Female Flare	2 Male Pipe	Part Number
1/8"	1/8"	352-02-02
3/16"	1/8"	352-03-02
1/4"	1/8"	352-04-02
5/16"	1/8"	352-05-02
5/16"	1/4"	352-05-04
3/8"	1/8"	352-06-02
3/8"	1/4"	352-06-04
1/2"	3/8"	352-08-06
5/8"	1/2"	352-10-08

FEMALE INVERTED TO FEMALE PIPE



1 Female Flare	2 Female Pipe	Part Number
1/8"	1/8"	252-02-02
3/16"	1/8"	252-03-02
1/4"	1/8"	252-04-02
5/16"	1/8"	252-05-02
3/8"	1/4"	252-06-04
1/2"	3/8"	252-08-06
5/8"	1/2"	252-10-08
1/2"	3/8"	252-08-06

FEMALE INVERTED TO FEMALE PIPE 90°








1 Female Flare	2 Female Pipe	Part Number
1/4"	1/8"	452-04-02
5/16"	1/8"	452-05-02
3/8"	1/4"	452-06-04

INVERTED FLARE SIZING CHART


Tube OD	1/8"	3/16"	1/4"	5/16"	3/8"	1/2"	5/8"	3/4"
Thread Size	5/16"-28	3/8"-24	7/16"-24	1/2"-20	5/8"-18	3/4"-18	7/8"-18	1-1/16"-16

INVERTED FLARE FITTINGS


BRASS SLEEVE 		NYLON SLEEVE 		NUT 		INSERT 	
Tube Size	Part Number	Tube Size	Part Number	Tube Size	Part Number	Tube Size	Part Number
1/8"	60-02	1/8"	60P-02	1/8"	61-02	1/8"	73-02
3/16"	60-03	3/16"	60P-03	3/16"	61-03	3/16"	73-03
1/4"	60-04	1/4"	60P-04	1/4"	61-04	1/4"	73-04
5/16"	60-05	5/16"	60P-05	5/16"	61-05	5/16"	73-05
3/8"	60-06	3/8"	60P-06	3/8"	61-06	3/8"	73-06
1/2"	60-08	1/2"	60P-08	1/2"	61-08	1/2"	73-08
5/8"	60-10	5/8"	60P-10	5/8"	61-10	5/8"	73-10
3/4"	60-12	3/4"	60P-12	3/4"	61-12	3/4"	73-12

UNION 

Side 1 Size	Side 2 Size	Part Number
1/8"	1/8"	62-02-02
3/16"	3/16"	62-03-03
1/4"	1/8"	62-04-02
1/4"	1/4"	62-04-04
5/16"	5/16"	62-05-05
3/8"	1/4"	62-06-04
3/8"	3/8"	62-06-06
1/2"	3/8"	62-08-06
1/2"	1/2"	62-08-08
5/8"	1/2"	62-10-08
5/8"	5/8"	62-10-10
3/4"	3/4"	62-12-12

UNION ELBOW 

Tube Size	Part Number
1/8"	65-02-02
3/16"	65-03-03
1/4"	65-04-04
5/16"	65-05-05
3/8"	65-06-06
1/2"	65-08-08
5/8"	65-10-10
3/4"	65-12-12

UNION TEE 

Tube Size	Part Number
1/8"	64-02-02-02
3/16"	64-03-03-03
1/4"	64-04-04-04
5/16"	64-05-05-05
3/8"	64-06-06-06
1/2"	64-08-08-08
5/8"	64-10-10-10
3/4"	64-12-12-12

COMPRESSION FITTING SIZING CHART

Tube OD	1/8"	3/16"	1/4"	5/16"	3/8"	1/2"	5/8"	3/4"
Thread Size	5/16"-24	3/8"-24	7/16"-24	1/2"-24	9/16"-24	11/16"-20	13/16"-18	1"-18

COMPRESSION TO
MALE PIPE



1 Tube Size	2 Male Pipe	Part Number
1/8"	1/16"	68-02-01
1/8"	1/8"	68-02-02
3/16"	1/16"	68-03-01
3/16"	1/8"	68-03-02
3/16"	1/4"	68-03-04
1/4"	1/8"	68-04-02
1/4"	1/4"	68-04-04
1/4"	3/8"	68-04-06
1/4"	1/2"	68-04-08
5/16"	1/8"	68-05-02
5/16"	1/4"	68-05-04
5/16"	3/8"	68-05-06
5/16"	1/2"	68-05-08
3/8"	1/8"	68-06-02
3/8"	1/4"	68-06-04
3/8"	3/8"	68-06-06
3/8"	1/2"	68-06-08
3/8"	3/4"	68-06-12
1/2"	1/4"	68-08-04
1/2"	3/8"	68-08-06
1/2"	1/2"	68-08-08
1/2"	3/4"	68-08-12
5/8"	3/8"	68-10-06
5/8"	1/2"	68-10-08
5/8"	3/4"	68-10-12
3/4"	1/2"	68-12-08
3/4"	3/4"	68-12-12

COMPRESSION TO
MALE PIPE
45° ELBOW



1 Tube Size	2 Male Pipe	Part Number
3/16"	1/8"	67-03-02
1/4"	1/8"	67-04-02
1/4"	1/4"	67-04-04
5/16"	1/8"	67-05-02
5/16"	1/4"	67-05-04
3/8"	1/4"	67-06-04
3/8"	3/8"	67-06-06
3/8"	1/2"	67-06-08
1/2"	3/8"	67-08-06
1/2"	1/2"	67-08-08
5/8"	1/2"	67-10-08

COMPRESSION TO
MALE PIPE
90° ELBOW



1 Tube Size	2 Male Pipe	Part Number
1/8"	1/8"	69-02-02
3/16"	1/8"	69-03-02
3/16"	1/4"	69-03-04
1/4"	1/8"	69-04-02
1/4"	1/4"	69-04-04
1/4"	3/8"	69-04-06
1/4"	1/2"	69-04-08
5/16"	1/8"	69-05-02
5/16"	1/4"	69-05-04
5/16"	3/8"	69-05-06
3/8"	1/8"	69-06-02
3/8"	1/4"	69-06-04
3/8"	3/8"	69-06-06
3/8"	1/2"	69-06-08
3/8"	3/4"	69-06-12
1/2"	1/4"	69-08-04
1/2"	3/8"	69-08-06
1/2"	1/2"	69-08-08
1/2"	3/4"	69-08-12
5/8"	3/8"	69-10-06
5/8"	1/2"	69-10-08
5/8"	3/4"	69-10-12
3/4"	1/2"	69-12-08
3/4"	3/4"	69-12-12

COMPRESSION FITTINGS

COMPRESSION FITTING SIZING CHART

Tube OD	1/8"	3/16"	1/4"	5/16"	3/8"	1/2"	5/8"	3/4"
Thread Size	5/16"-24	3/8"-24	7/16"-24	1/2"-24	9/16"-24	11/16"-20	13/16"-18	1"-18



1 Tube Size	2 Female Pipe	Part Number
1/8"	1/8"	66-02-02
3/16"	1/8"	66-03-02
3/16"	1/4"	66-03-04
1/4"	1/8"	66-04-02
1/4"	1/4"	66-04-04
1/4"	3/8"	66-04-06
1/4"	1/2"	66-04-08
5/16"	1/8"	66-05-02
5/16"	1/4"	66-05-04
3/8"	1/8"	66-06-02
3/8"	1/4"	66-06-04
3/8"	3/8"	66-06-06
3/8"	1/2"	66-06-08
3/8"	3/4"	66-06-12
1/2"	1/4"	66-08-04
1/2"	3/8"	66-08-06
1/2"	1/2"	66-08-08
1/2"	3/4"	66-08-12
5/8"	3/8"	66-10-06




1 Tube Size	2 Female Pipe	Part Number
1/8"	1/8"	70-02-02
3/16"	1/8"	70-03-02
1/4"	1/8"	70-04-02
1/4"	1/4"	70-04-04
1/4"	3/8"	70-04-06
1/4"	1/2"	70-04-08
5/16"	1/8"	70-05-02
3/8"	1/8"	70-06-02
3/8"	1/4"	70-06-04
3/8"	3/8"	70-06-06
3/8"	1/4"	70-06-04
3/8"	3/8"	70-06-06
1/2"	1/4"	70-08-04
1/2"	3/8"	70-08-06
1/2"	1/2"	70-08-08
5/8"	3/8"	70-10-06

COMPRESSION FITTING SIZING CHART


Tube OD	1/8"	3/16"	1/4"	5/16"	3/8"	1/2"	5/8"	3/4"
Thread Size	5/16"-24	3/8"-24	7/16"-24	1/2"-24	9/16"-24	11/16"-20	13/16"-18	1"-18

COMPRESSION TO
MALE PIPE
RUN TEE



1 Tube Size	2 Male Pipe	3 Tube Size	Part Number
1/8"	1/8"	1/8"	71-02-02-02
3/16"	1/8"	3/16"	71-03-02-03
1/4"	1/8"	1/4"	71-04-02-04
1/4"	1/4"	1/4"	71-04-04-04
5/16"	1/8"	5/16"	71-05-02-05
5/16"	1/4"	5/16"	71-05-04-05
3/8"	3/8"	1/8"	71-06-06-02
3/8"	1/4"	3/8"	71-06-04-06
3/8"	3/8"	3/8"	71-06-06-06
1/2"	1/2"	1/4"	71-08-08-04
1/2"	1/2"	3/8"	71-08-08-6
1/2"	1/2"	1/2"	71-08-08-08
5/8"	5/8"	1/2"	71-10-10-08
3/4"	3/4"	1/2"	71-12-12-08
3/4"	3/4"	3/4"	71-12-12-12

COMPRESSION TO
MALE PIPE
BRANCH TEE



1 Tube Size	2 Male Pipe	3 Tube Size	Part Number
1/8"	1/8"	1/8"	72-02-02-02
3/16"	3/16"	1/8"	72-03-03-02
1/4"	1/4"	1/8"	72-04-04-02
1/4"	1/4"	1/4"	72-04-04-04
5/16"	5/16"	1/8"	72-05-05-02
3/8"	3/8"	1/8"	72-06-06-02
3/8"	3/8"	1/4"	72-06-06-04
3/8"	3/8"	3/8"	72-06-06-06
1/2"	1/2"	3/8"	72-08-08-06
1/2"	1/2"	1/2"	72-08-08-08
5/8"	5/8"	1/2"	72-10-10-08
3/4"	3/4"	1/2"	72-12-12-08
3/4"	3/4"	3/4"	72-12-12-12

COMPRESSION FITTING SIZING CHART

Tube OD	1/8"	3/16"	1/4"	5/16"	3/8"	1/2"	5/8"	3/4"
Thread Size	5/16"-24	3/8"-24	7/16"-24	1/2"-24	9/16"-24	11/16"-20	13/16"-18	1"-18

COMPOSITE BODY UNION



Side 1 Size	Side 2 Size	Part Number
1/8"	1/8"	20002C
5/32"	5/32"	20018C
3/16"	3/16"	20001C
1/4"	1/8"	20002C
1/4"	1/4"	20019C
5/16"	1/4"	20515C
5/16"	5/16"	20015C
3/8"	1/4"	20022C
3/8"	5/16"	20516C
3/8"	3/8"	20020C
1/2"	3/8"	20024C
1/2"	1/2"	20021C

COMPOSITE BODY UNION ELBOW



Size	Part Number
1/8"	20150C
5/32"	20151C
3/16"	20149C
1/4"	20152C
5/16"	20155C
3/8"	20153C
1/2"	20154C

COMPOSITE BODY UNION TEE



Size	Part Number
1/8"	20025C
5/32"	20026C
3/16"	20027C
1/4"	20028C
5/16"	20031C
3/8"	20029C
1/2"	20030C

COMPOSITE BODY MALE PIPE



1 Tube Size	2 Male Pipe	Part Number
1/8"	10-32	20047C
1/8"	1/16"	20045C
1/8"	1/8"	20048C
1/8"	1/4"	20223C
3/16"	1/8"	20052C34
3/16"	1/4"	20052C34
5/32"	10-32	20050C5332
5/32"	1/8"	20050C
5/32"	1/4"	20050C534
1/4"	10-32	20053C
1/4"	1/8"	20054C
1/4"	1/4"	20055C
1/4"	3/8"	20056C
5/16"	1/8"	20530C
5/16"	1/4"	20531C
5/16"	3/8"	20532C
3/8"	1/8"	20057C
3/8"	1/4"	20058C
3/8"	3/8"	20059C
3/8"	1/2"	20062C
1/2"	1/4"	20060C
1/2"	3/8"	20061C
1/2"	1/2"	20063C

COMPOSITE BODY MALE PIPE 90° ELBOW



1 Tube Size	2 Male Pipe	Part Number
1/8"	1/8"	20079C
1/8"	1/4"	20535C
3/16"	1/4"	20517C
5/32"	10-32	20049C
5/32"	1/8"	20080C
5/32"	1/4"	20077C
1/4"	10-32	20078C
1/4"	1/8"	20081C
1/4"	1/4"	20082C
1/4"	3/8"	20086C
1/4"	1/2"	20518C
5/16"	1/8"	20537C
5/16"	1/4"	20538C
5/16"	3/8"	20539C
3/8"	1/8"	20087C
3/8"	1/4"	20083C
3/8"	3/8"	20084C
3/8"	1/2"	20088C
1/2"	1/4"	20184C
1/2"	3/8"	20085C
1/2"	1/2"	20092C

COMPOSITE BODY MALE PIPE 45° ELBOW



1 Tube Size	2 Male Pipe	Part Number
1/4"	1/8"	20139C
1/4"	1/4"	20140C

COMPOSITE BODY FEMALE PIPE




Side 1 Size	Side 2 Size	Part Number
1/4"	1/8"	20034C
1/4"	1/4"	20035C
3/8"	1/8"	20507C
3/8"	1/4"	20036C
3/8"	3/8"	20037C

COMPOSITE BODY FEMALE PIPE 90° ELBOW



Side 1 Size	Side 2 Size	Part Number
1/4"	1/8"	20089C
1/4"	1/4"	20090C
1/4"	3/8"	20591C
3/8"	1/4"	20091C
3/8"	3/8"	20595C
3/8"	1/2"	20596C
1/2"	3/8"	20597C
1/2"	1/2"	20598C

**COMPOSITE BODY
MALE RUN TEE**



Side 1 Size	Side 2 Size	Part Number
1/8"	1/8"	20160C
1/4"	1/8"	20162C
1/4"	1/4"	20163C
3/8"	1/8"	20099C
3/8"	1/4"	20100C
3/8"	3/8"	20165C
1/2"	3/8"	20166C
1/2"	1/2"	20167C

**COMPOSITE BODY
MALE BRANCH TEE**



1 Tube Size	2 Male Pipe	Part Number
1/8"	1/8"	20103C
1/8"	1/4"	20519C
5/32"	10-32	20104C
5/32"	1/8"	20109C
5/32"	1/4"	20135C
1/4"	1/8"	20105C
1/4"	1/4"	20106C
1/4"	3/8"	20121C
5/16"	1/8"	20136C
5/16"	1/4"	20137C
5/16"	3/8"	20832C
3/8"	1/8"	20107C62
3/8"	1/4"	20107C
3/8"	3/8"	20108C
3/8"	1/2"	20158C
1/2"	1/4"	20138C
1/2"	3/8"	20110C
1/2"	1/2"	20111C

**COMPOSITE BODY
PUSH IN UNION
1/4 TURN VALVE**




Size	Part Number
1/4"	320PPC-4
3/8"	320PPC-6
1/2"	320PPC-8

**COMPOSITE BODY
PUSH IN UNION
NEEDLE VALVE**



Size	Part Number
1/4"	20487C
5/16"	20488C
3/8"	20489C
1/2"	20490C



- Marked w/V
- Free flow out

**COMPOSITE BODY
90° FLOW CONTROL
METER IN ONLY**

Side 1 Size	Side 2 Size	Part Number
1/4"	1/8"	20727C
1/4"	1/4"	20728C
3/8"	1/4"	20780C
3/8"	3/8"	20781C
1/2"	1/2"	20782C



**COMPOSITE BODY
90° FLOW CONTROL
METER OUT ONLY**

Side 1 Size	Side 2 Size	Part Number
5/32"	10-32	20785C2510S
5/32"	1/8"	20785C252
1/4"	10-32	20785C410S
1/4"	1/8"	20785C
1/4"	1/4"	20786C
1/4"	3/8"	20785C46
3/8"	1/4"	20787C
3/8"	3/8"	20788C
1/2"	1/2"	20789C

PUSH IN FITTINGS



Refer to technical section for correct selection, installation, and usage of hose and fittings prior to service.



METRIC
COMPOSITE BODY
UNION



Size	Part Number
4MM	20600
6MM	20601
8MM	20602
10MM	20603
12MM	20604
14MM	20730C

METRIC
COMPOSITE BODY
UNION ELBOW



Size	Part Number
4MM	20806
6MM	20660
8MM	20661
10MM	20807
12MM	20808
14MM	20740

METRIC
COMPOSITE BODY
UNION TEE



Size	Part Number
4MM	20610
6MM	20611
8MM	20612
10MM	20613
12MM	20614
14MM	20861

METRIC
COMPOSITE BODY
MALE BSPT



1 Tube Size	2 Male BSPT	Part Number
4MM	1/8"	20630
4MM	1/4"	20631
6MM	1/8"	20632
6MM	1/4"	20633
8MM	1/8"	20702C
8MM	1/4"	20634
8MM	3/8"	20635
10MM	1/4"	20636
10MM	3/8"	20637
10MM	1/2"	203637C108
12MM	1/4"	20801
12MM	3/8"	20638
12MM	1/2"	20638C128

METRIC
COMPOSITE BODY
MALE BSPT
90° ELBOW



1 Tube Size	2 Male BSPT	Part Number
4MM	1/8"	20856
4MM	1/4"	20855
6MM	1/8"	20642
6MM	1/4"	20803
8MM	1/8"	20711
8MM	1/4"	20805
8MM	3/8"	20655
10MM	1/4"	20656
10MM	3/8"	20657
10MM	1/2"	20713
12MM	1/4"	20790
12MM	3/8"	20658
12MM	1/2"	20659



Refer to technical section for correct selection, installation, and usage of hose and fittings prior to service.



**METRIC
COMPOSITE BODY
MALE BRANCH TEE**



Side 1 Size	Side 2 Size	Part Number
4MM	1/8"	20680
6MM	1/8"	20682
6MM	1/4"	20683
8MM	1/8"	20809
8MM	1/4"	20684
8MM	3/8"	20685
10MM	1/4"	20686
10MM	3/8"	20687
10MM	1/2"	20810
12MM	3/8"	20688
12MM	1/2"	20689

**METRIC
COMPOSITE BODY
MALE RUN TEE**



Side 1 Size	Side 2 Size	Part Number
6MM	1/8"	20672
6MM	1/4"	20673
8MM	1/8"	20811
8MM	1/4"	20674
10MM	1/4"	20676
10MM	3/8"	20677

METRIC PUSH IN FITTINGS

**DON'T SEE
WHAT YOU'RE
LOOKING FOR?**

**WE HAVE ALL SHAPES, SIZES & SETUPS
OF PUSH IN FITTINGS!**

**CAN'T FIND IT?
WE PROBABLY HAVE IT!** **CALL TODAY!**

TUBE SLEEVE



1 Tube Size	Part Number
3/16"	1460-03
1/4"	1460-04
3/8"	1460-06
1/2"	1460-08
5/8"	1460-10
3/4"	1460-12

TUBE NUT



1 Tube Size	Part Number
3/16"	1461-03
1/4"	1461-04
3/8"	1461-06
1/2"	1461-08
5/8"	1461-10
3/4"	1461-12

TUBE INSERT



1 Tube Size	Part Number
3/16"	1473-03
1/4"	1473-04
3/8"	1473-06
1/2"	1473-08
5/8"	1473-10
3/4"	1473-12

UNION



1 Tube Size	Part Number
3/16"	1462-03-03
1/4"	1462-04-04
3/8"	1462-06-06
1/2"	1462-08-08
5/8"	1462-10-10
3/4"	1462-12-12

UNION BULKHEAD



1 Tube Size	Part Number
1/4"	1474-04-04
3/8"	1474-06-06
1/2"	1474-08-08
5/8"	1474-10-10

UNION 90° ELBOW




1 Tube Size	Part Number
1/4"	1465-04-04
3/8"	1465-06-06
1/2"	1465-08-08
5/8"	1465-10-10

UNION TEE



1 Tube Size	Part Number
3/16"	1464-03-03-03
1/4"	1464-04-04-04
3/8"	1464-06-06-06
1/2"	1464-08-08-08
5/8"	1464-10-10-10
3/4"	1464-12-12-12

FEMALE PIPE



1 Tube Size	2 Female Pipe	Part Number
1/4"	1/8"	1466-04-02
1/4"	1/4"	1466-04-04
3/8"	1/8"	1466-06-02
3/8"	1/4"	1466-06-04
3/8"	3/8"	1466-06-06
1/2"	3/8"	1466-08-06
1/2"	1/2"	1466-08-08
5/8"	3/8"	1466-10-06
5/8"	1/2"	1466-10-08
3/4"	1/2"	1466-12-08

FEMALE PIPE



1 Tube Size	2 Female Pipe	Part Number
1/4"	1/8"	1470-04-02
1/4"	1/4"	1470-04-04
3/8"	1/8"	1470-06-02
3/8"	1/4"	1470-06-04
3/8"	3/8"	1470-06-06
1/2"	3/8"	1470-08-06
1/2"	1/2"	1470-08-08
5/8"	3/8"	1470-10-06
5/8"	1/2"	1470-10-08
3/4"	1/2"	1470-12-08



Refer to technical section for correct selection, installation, and usage of hose and fittings prior to service.




MALE PIPE



1 Tube Size	2 Male Pipe	Part Number
3/16"	1/16"	1468-03-01
3/16"	1/8"	1468-03-02
3/16"	1/4"	1468-03-04
1/4"	1/16"	1468-04-01
1/4"	1/8"	1468-04-02
1/4"	1/4"	1468-04-04
1/4"	3/8"	1468-04-06
3/8"	1/8"	1468-06-02
3/8"	1/4"	1468-06-04
3/8"	3/8"	1468-06-06
3/8"	1/2"	1468-06-08
1/2"	1/4"	1468-08-04
1/2"	3/8"	1468-08-06
1/2"	1/2"	1468-08-08
1/2"	3/4"	1468-08-12
5/8"	3/8"	1468-10-06
5/8"	1/2"	1468-10-08
5/8"	3/4"	1468-10-12
3/4"	1/2"	1468-12-08
3/4"	3/4"	1468-12-12

**MALE PIPE
45° ELBOW**




1 Tube Size	2 Male Pipe	Part Number
1/4"	1/8"	1480-04-02
1/4"	1/4"	1480-04-04
3/8"	1/8"	1480-06-02
3/8"	1/4"	1480-06-04
3/8"	3/8"	1480-06-06
3/8"	1/2"	1480-06-08
1/2"	1/4"	1480-08-04
1/2"	3/8"	1480-08-06
1/2"	1/2"	1480-08-08
5/8"	1/2"	1480-10-08
3/4"	1/2"	1480-12-08

**MALE PIPE
90° ELBOW**



1 Tube Size	2 Male Pipe	Part Number
3/16"	1/8"	1469-03-02
3/16"	1/4"	1469-03-04
1/4"	1/8"	1469-04-02
1/4"	1/4"	1469-04-04
1/4"	3/8"	1469-04-06
3/8"	1/8"	1469-06-02
3/8"	1/4"	1469-06-04
3/8"	3/8"	1469-06-06
3/8"	1/2"	1469-06-08
1/2"	1/4"	1469-08-04
1/2"	3/8"	1469-08-06
1/2"	1/2"	1469-08-08
5/8"	3/8"	1469-10-06
5/8"	1/2"	1469-10-08
5/8"	3/4"	1469-10-12
3/4"	1/2"	1469-12-08
3/4"	3/4"	1469-12-12

PIPE RUN TEE



1 Tube Size	2 Male Pipe	3 Tube Size	Part Number
1/4"	1/8"	1/4"	1471-04-02-04
1/4"	1/4"	1/4"	1471-04-04-04
3/8"	1/4"	1/4"	1471-06-04-04
3/8"	1/4"	3/8"	1471-06-04-06
3/8"	3/8"	3/8"	1471-06-06-06
1/2"	3/8"	1/2"	1471-08-06-08
1/2"	1/2"	1/2"	1471-08-08-08
5/8"	1/2"	5/8"	1471-10-08-10

PIPE BRANCH TEE



1 Tube Size	2 Tube Size	3 Male Pipe	Part Number
3/16"	3/16"	1/8"	1472-03-03-02
1/4"	1/4"	1/8"	1472-04-04-02
1/4"	1/4"	1/4"	1472-04-04-04
3/8"	3/8"	1/8"	1472-06-06-02
3/8"	1/4"	1/4"	1472-06-04-04
3/8"	3/8"	1/4"	1472-06-06-04
3/8"	3/8"	3/8"	1472-06-06-06
1/2"	1/2"	1/4"	1472-08-08-04
1/2"	3/8"	3/8"	1472-08-06-06
1/2"	1/2"	3/8"	1472-08-08-06
1/2"	1/2"	1/2"	1472-08-08-08
5/8"	5/8"	1/2"	1472-10-10-08

D.O.T. COMPRESSION FITTINGS

COMPOSITE BODY UNION



1 Tube Size	2 Tube Size	Part Number
5/32"	5/32"	PPC-1562-02.5-02.5
1/4"	5/32"	PPC-1562-04-02.5
1/4"	1/4"	PPC-1562-04-04
3/8"	1/4"	PPC-1562-06-04
3/8"	3/8"	PPC-1562-06-06
1/2"	3/8"	PPC-1562-08-06
1/2"	1/2"	PPC-1562-08-08
5/8"	5/8"	PPC-1562-10-10
3/4"	3/4"	PPC-1562-12-12

COMPOSITE BODY UNION ELBOW



Tube Size	Part Number
5/32"	PPC-1565-02.5-02.5
1/4"	PPC-1565-04-04
3/8"	PPC-1565-06-06
1/2"	PPC-1565-08-08
5/8"	PPC-1565-10-10

COMPOSITE BODY UNION TEE



Tube Size	Part Number
5/32"	PPC-1564-02.5-02.5-02.5
1/4"	PPC-1564-04-04-04
3/8"	PPC-1564-06-06-06
1/2"	PPC-1564-08-08-08
5/8"	PPC-1564-10-10-10

COMPOSITE BODY UNION BULKHEAD



Tube Size	Part Number
5/32"	PPC-1574-02.5-0.25-02.5
1/4"	PPC-1574-04-04-04
3/8"	PPC-1574-06-06-06
1/2"	PPC-1574-08-08-08
5/8"	PPC-1574-10-10-10

COMPOSITE BODY FEMALE PIPE BULKHEAD



1 Tube Size	2 Pipe Size	Part Number
5/32"	1/4"	PPC-1583-02.5-04
1/4"	1/8"	PPC-1583-04-02
1/4"	1/4"	PPC-1583-04-04
3/8"	1/4"	PPC-1583-06-04
3/8"	3/8"	PPC-1583-06-06
1/2"	3/8"	PPC-1583-08-06
1/2"	1/2"	PPC-1583-08-08

COMPOSITE BODY SAE FLARE



1 Tube Size	2 Flare Size	Part Number
1/4"	1/4"	PPC-2404-04-04
3/8"	3/8"	PPC-2404-06-06
1/2"	3/8"	PPC-2404-08-06
1/2"	1/2"	PPC-2404-08-08

FEMALE PIPE



1 Tube Size	2 Female Pipe	Part Number
5/32"	1/8"	PPC-1566-02.5-02
5/32"	1/4"	PPC-1566-02.5-04
1/4"	1/8"	PPC-1566-04-02
1/4"	1/4"	PPC-1566-04-04
1/4"	3/8"	PPC-1566-04-06
3/8"	1/8"	PPC-1566-06-02
3/8"	1/4"	PPC-1566-06-04
3/8"	3/8"	PPC-1566-06-06
3/8"	1/2"	PPC-1566-06-08
1/2"	1/8"	PPC-1566-08-02
1/2"	1/4"	PPC-1566-08-04
1/2"	3/8"	PPC-1566-08-06
1/2"	1/2"	PPC-1566-08-08
5/8"	1/2"	PPC-1566-10-08

FEMALE PIPE 90° ELBOW



1 Tube Size	2 Female Pipe	Part Number
5/32"	1/8"	PPC-1570-02.5-02
5/32"	1/4"	PPC-1570-02.5-04
1/4"	1/8"	PPC-1570-04-02
1/4"	1/4"	PPC-1570-04-04
1/4"	3/8"	PPC-1570-04-06
3/8"	1/8"	PPC-1570-06-02
3/8"	1/4"	PPC-1570-06-04
3/8"	3/8"	PPC-1570-06-06
3/8"	1/2"	PPC-1570-06-08
1/2"	1/4"	PPC-1570-08-04
1/2"	3/8"	PPC-1570-08-06
1/2"	1/2"	PPC-1570-08-08

**COMPOSITE BODY
MALE PIPE**



1 Tube Size	2 Male Pipe	Part Number
5/32"	1/16"	PPC-1568-02.5-01
5/32"	1/8"	PPC-1568-02.5-02
5/32"	1/4"	PPC-1568-02.5-04
1/4"	1/8"	PPC-1568-04-02
1/4"	1/4"	PPC-1568-04-04
1/4"	3/8"	PPC-1568-04-06
1/4"	1/2"	PPC-1568-04-08
3/8"	1/8"	PPC-1568-06-02
3/8"	1/4"	PPC-1568-06-04
3/8"	3/8"	PPC-1568-06-06
3/8"	1/2"	PPC-1568-06-08
1/2"	1/4"	PPC-1568-08-04
1/2"	3/8"	PPC-1568-08-06
1/2"	1/2"	PPC-1568-08-08
5/8"	3/8"	PPC-1568-10-06
5/8"	1/2"	PPC-1568-10-08
5/8"	3/4"	PPC-1568-10-12
3/4"	1/2"	PPC-1568-12-08
3/4"	3/4"	PPC-1568-12-12

**COMPOSITE BODY
MALE PIPE
45° ELBOW**



1 Tube Size	2 Male Pipe	Part Number
5/32"	1/8"	PPC-1580-02.5-02
1/4"	1/8"	PPC-1580-04-02
1/4"	1/4"	PPC-1580-04-04
1/4"	3/8"	PPC-1580-04-06
3/8"	1/8"	PPC-1580-06-02
3/8"	1/4"	PPC-1580-06-04
3/8"	3/8"	PPC-1580-06-06
3/8"	1/2"	PPC-1580-06-08
1/2"	1/8"	PPC-1580-08-02
1/2"	1/4"	PPC-1580-08-04
1/2"	3/8"	PPC-1580-08-06
1/2"	1/2"	PPC-1580-08-08
5/8"	3/8"	PPC-1580-10-06
5/8"	1/2"	PPC-1580-10-08
5/8"	3/4"	PPC-1580-10-12
3/4"	3/8"	PPC-1580-12-06
3/4"	1/2"	PPC-1580-12-08

**COMPOSITE BODY
MALE PIPE
90° ELBOW**



1 Tube Size	2 Male Pipe	Part Number
5/32"	1/16"	PPC-1569-02.5-01
5/32"	1/8"	PPC-1569-02.5-02
5/32"	1/4"	PPC-1569-02.5-04
1/4"	1/8"	PPC-1569-04-02
1/4"	1/4"	PPC-1569-04-04
1/4"	3/8"	PPC-1569-04-06
1/4"	1/2"	PPC-1569-04-08
3/8"	1/8"	PPC-1569-06-02
3/8"	1/4"	PPC-1569-06-04
3/8"	3/8"	PPC-1569-06-06
3/8"	1/2"	PPC-1569-06-08
1/2"	1/4"	PPC-1569-08-04
1/2"	3/8"	PPC-1569-08-06
1/2"	1/2"	PPC-1569-08-08
5/8"	3/8"	PPC-1569-10-06
5/8"	1/2"	PPC-1569-10-08
5/8"	3/4"	PPC-1569-10-12
3/4"	1/2"	PPC-1569-12-08
3/4"	3/4"	PPC-1569-12-12

PIPE RUN TEE



1 Tube Size	2 Male Pipe	3 Tube Size	Part Number
1/4"	1/8"	1/4"	PPC-1571-04-02-04
1/4"	1/4"	1/4"	PPC-1571-04-04-04
3/8"	1/4"	1/4"	PPC-1571-06-04-04
3/8"	1/4"	3/8"	PPC-1571-06-04-06
3/8"	3/8"	3/8"	PPC-1571-06-06-06
1/2"	3/8"	1/2"	PPC-1571-08-06-08
1/2"	1/2"	1/2"	PPC-1571-08-08-08
5/8"	1/2"	5/8"	PPC-1571-10-08-10

PIPE RUN TEE



1 Tube Size	2 Tube Size	3 Male Pipe	Part Number
1/4"	1/4"	1/8"	PPC-1572-04-04-02
1/4"	1/4"	1/4"	PPC-1572-04-04-04
3/8"	3/8"	1/8"	PPC-1572-06-06-02
3/8"	1/4"	1/4"	PPC-1572-06-04-04
3/8"	3/8"	1/4"	PPC-1572-06-06-04
3/8"	3/8"	3/8"	PPC-1572-06-06-06
1/2"	1/2"	1/4"	PPC-1572-08-08-04
1/2"	3/8"	3/8"	PPC-1572-08-06-06
1/2"	1/2"	3/8"	PPC-1572-08-08-06
1/2"	1/2"	1/2"	PPC-1572-08-08-08
5/8"	5/8"	1/2"	PPC-1572-10-10-08

D.O.T. COMPOSITE PUSH IN FITTINGS

PLUG



Tube Size	Part Number
5/32"	595320
1/4"	590400
3/8"	590600
1/2"	590800

UNION



1 Tube Size	2 Tube Size	Part Number
5/32"	5/32"	1562-02.5-02.5
1/4"	1/4"	1562-04-04
3/8"	1/4"	1562-06-04
3/8"	3/8"	1562-06-06
1/2"	1/2"	1562-08-08
5/8"	5/8"	1562-10-10
3/4"	3/4"	1562-12-12

UNION ELBOW



Tube Size	Part Number
5/32"	1565-02.5-02.5
1/4"	1565-04-04
3/8"	1565-06-06
1/2"	1565-08-08

UNION TEE



Tube Size	Part Number
5/32"	1564-02.5-02.5-02.5
1/4"	1564-04-04-04
3/8"	1564-06-06-06
1/2"	1564-08-08-08
5/8"	1564-10-10-10
3/4"	1564-12-12-12

FEMALE PIPE




1 Tube Size	2 Female Pipe	Part Number
1/4"	1/8"	1566-04-02
1/4"	1/4"	1566-04-04
3/8"	1/8"	1566-06-02
3/8"	1/4"	1566-06-04
3/8"	3/8"	1566-06-06
1/2"	1/4"	1566-08-04
1/2"	3/8"	1566-08-06
1/2"	1/2"	1566-08-08

FEMALE PIPE ELBOW




1 Tube Size	2 Female Pipe	Part Number
1/4"	1/8"	1570-04-02
1/4"	1/4"	1570-04-04
3/8"	1/4"	1570-06-04
3/8"	3/8"	1570-06-06
1/2"	3/8"	1570-08-06
1/2"	1/2"	1570-08-08

UNION BULKHEAD



Tube Size	Part Number
1/4"	1582-04-04-04
3/8"	1582-06-06-06
1/2"	1582-08-08-08
5/8"	1582-10-10-10

FEMALE PIPE



1 Tube Size	2 Female Pipe	Part Number
1/4"	1/8"	1566-04-02
1/4"	1/4"	1566-04-04
3/8"	1/4"	1566-06-04
3/8"	3/8"	1566-06-06
1/2"	1/2"	1566-08-08

PIPE BULKHEAD UNION




1 Tube Size	2 Male Pipe	Part Number
1/2"	1/2"	830808



Refer to technical section for correct selection, installation, and usage of hose and fittings prior to service.



MALE PIPE



1 Tube Size	2 Male Pipe	Part Number
5/32"	10-32	585320
5/32"	1/16"	1568-02.5-01
5/32"	1/8"	1568-02.5-02
1/4"	1/8"	1568-04-02
1/4"	1/4"	1568-04-04
1/4"	3/8"	1568-04-06
3/8"	1/8"	1568-06-02
3/8"	1/4"	1568-06-04
3/8"	3/8"	1568-06-06
3/8"	1/2"	1568-06-08
1/2"	1/4"	1568-08-04
1/2"	3/8"	1568-08-06
1/2"	1/2"	1568-08-08
5/8"	3/8"	1568-10-06
5/8"	1/2"	1568-10-08
3/4"	1/2"	1568-12-08
3/4"	3/4"	1568-12-12

**MALE PIPE
45° ELBOW**



1 Tube Size	2 Male Pipe	Part Number
1/4"	1/8"	1580-04-02
1/4"	1/4"	1580-04-04
3/8"	1/8"	1580-06-02
3/8"	1/4"	1580-06-04
3/8"	3/8"	1580-06-06
1/2"	1/4"	1580-08-04
1/2"	3/8"	1580-08-06
1/2"	1/2"	1580-08-08
5/8"	3/8"	1580-10-06
5/8"	1/2"	1580-10-08
3/4"	1/2"	1580-12-08
3/4"	3/4"	1580-12-12

**MALE PIPE
45° ELBOW
SWIVEL**



1 Tube Size	2 Male Pipe	Part Number
1/4"	1/8"	1580S-04-02
1/4"	1/4"	1580S-04-04
3/8"	1/8"	1580S-06-02
3/8"	1/4"	1580S-06-04
3/8"	3/8"	1580S-06-06
1/2"	1/4"	1580S-08-04
1/2"	3/8"	1580S-08-06
1/2"	1/2"	1580S-08-08
5/8"	1/2"	1580S-10-08

**MALE PIPE
90° ELBOW**



1 Tube Size	2 Male Pipe	Part Number
5/32"	1/16"	1569-02.5-01
5/32"	1/8"	1569-02.5-02
1/4"	1/8"	1569-04-02
1/4"	1/4"	1569-04-04
1/4"	3/8"	1569-04-06
3/8"	1/8"	1569-06-02
3/8"	1/4"	1569-06-04
3/8"	3/8"	1569-06-06
3/8"	1/2"	1569-06-08
1/2"	1/4"	1569-08-04
1/2"	3/8"	1569-08-06
1/2"	1/2"	1569-08-08
5/8"	3/8"	1569-10-06
5/8"	1/2"	1569-10-08
3/4"	1/2"	1569-12-08
3/4"	3/4"	1569-12-12


**MALE PIPE
90° ELBOW
SWIVEL**



1 Tube Size	2 Male Pipe	Part Number
5/32"	1/8"	1579-02.5-02
1/4"	1/8"	1579-04-02
1/4"	1/4"	1579-04-04
1/4"	3/8"	1579-04-06
3/8"	1/8"	1579-06-02
3/8"	1/4"	1579-06-04
3/8"	3/8"	1579-06-06
3/8"	1/2"	1579-06-08
1/2"	1/4"	1579-08-04
1/2"	3/8"	1579-08-06
1/2"	1/2"	1579-08-08
5/8"	3/8"	1579-10-06
5/8"	1/2"	1579-10-08
3/4"	1/2"	1579-12-08
3/4"	3/4"	1579-12-12

D.O.T. PUSH IN FITTINGS

PIPE RUN TEE




1 Tube Size	2 Male Pipe	3 Tube Size	Part Number
1/4"	1/8"	1/4"	1571-R-04-02-04
1/4"	1/4"	1/4"	1571-R-04-04-04
3/8"	1/4"	1/4"	1571-R-06-04-04
3/8"	1/4"	3/8"	1571-R-06-04-06
3/8"	3/8"	3/8"	1571-R-06-06-06
1/2"	3/8"	1/2"	1571-R-08-06-08
1/2"	1/2"	1/2"	1571-R-08-08-08

PIPE RUN TEE SWIVEL




1 Tube Size	2 Male Pipe	3 Tube Size	Part Number
1/4"	1/8"	1/4"	1571-04-02-04
1/4"	1/4"	1/4"	1571-04-04-04
3/8"	1/4"	3/8"	1571-06-04-06
3/8"	3/8"	3/8"	1571-06-06-06
1/2"	3/8"	1/2"	1571-08-06-08
1/2"	1/2"	1/2"	1571-08-08-08

PIPE RUN TEE



1 Tube Size	2 Tube Size	3 Male Pipe	Part Number
1/4"	1/4"	1/8"	1572-R-04-04-02
1/4"	1/4"	1/4"	1572-R-04-04-04
3/8"	3/8"	1/8"	1572-R-06-06-02
3/8"	1/4"	1/4"	1572-R-06-04-04
3/8"	3/8"	1/4"	1572-R-06-06-04
3/8"	3/8"	3/8"	1572-R-06-06-06
1/2"	1/2"	1/4"	1572-R-08-08-04
1/2"	3/8"	3/8"	1572-R-08-06-06
1/2"	1/2"	3/8"	1572-R-08-08-06
1/2"	1/2"	1/2"	1572-R-08-08-08
5/8"	5/8"	1/2"	1572-R-10-10-08

PIPE RUN TEE SWIVEL




1 Tube Size	2 Tube Size	3 Male Pipe	Part Number
1/4"	1/4"	1/8"	1572-04-04-02
1/4"	1/4"	1/4"	1572-04-04-04
3/8"	3/8"	1/8"	1572-06-06-02
3/8"	3/8"	1/4"	1572-06-06-04
3/8"	3/8"	3/8"	1572-06-06-06
1/2"	1/2"	1/4"	1572-08-08-04
1/2"	1/2"	3/8"	1572-08-08-06
1/2"	1/2"	1/2"	1572-08-08-08



Refer to technical section for correct selection, installation, and usage of hose and fittings prior to service.



NYLON DOT AIR BRAKE TUBING



- AIR BRAKE TUBING** available from inventory in a large variety of colors and sizes
- SUPERIOR COLD WEATHER FLEXIBILITY** and abrasion resistance
- UV AND OZONE RESISTANT** nylon
- MEETS OR EXCEEDS SAE J844** (Type A - non-reinforced & Type B - reinforced)
- MEETS OR EXCEEDS DOT** requirements for use with compression fittings (NOTE: SAE does not recognize 1/8", 5/32" or 3/16" O.D. tubing for use with air brake systems)
- AIR BRAKE TUBING** identified per SAE J844 & FMVSS No. 106 Brake Hoses, 49 CFR 571.106
- CONFORMS** to our own rigorous qualification and inspection testing which exceeds SAE and DOT requirements
- DESIGNED** to operate at up to 150 psi in air brake systems
- RESISTANT** to attack by gasoline, diesel fuel and commonly used road and cleaning chemicals
- AIR BRAKE TUBING** available on bulk spools or by packages
- OPERATING RANGE:** -40° to 200°F • NOT MADE FOR FUEL

NYLON AIR BRAKE TUBING - BY THE FOOT

Color	5/32"	3/16"	1/4"	5/16"	3/8"	1/2"	5/8"	3/4"
Black	ABT-02.5	ABT-03	ABT-04	ABT-05	ABT-06	ABT-08	ABT-10	ABT-12
Green	N/A	N/A	ABT-04G	N/A	ABT-06G	ABT-08G	ABT-10G	ABT-12G
Red	N/A	N/A	ABT-04R	N/A	ABT-06R	ABT-08R	ABT-10R	ABT-12R
Blue	N/A	N/A	ABT-04B	N/A	ABT-06B	ABT-08B	ABT-10B	ABT-12B
Yellow	N/A	N/A	ABT-04Y	N/A	ABT-06Y	ABT-08Y	ABT-10Y	ABT-12Y
Orange	N/A	N/A	ABT-04O	N/A	ABT-06O	ABT-08O	ABT-10O	ABT-12O

NYLON AIR BRAKE TUBING - 50' COILS

Color	5/32"	3/16"	1/4"	5/16"	3/8"	1/2"	5/8"	3/4"
Black	ABT-02.5-50	ABT-03-50	ABT-04-50	ABT-05-50	ABT-06-50	ABT-08-50	ABT-10-50	ABT-12-50
Green	N/A	N/A	ABT-04G-50	N/A	ABT-06G-50	ABT-08G-50	ABT-10G-50	ABT-12G-50
Red	N/A	N/A	ABT-04R-50	N/A	ABT-06R-50	ABT-08R-50	ABT-10R-50	ABT-12R-50
Blue	N/A	N/A	ABT-04B-50	N/A	ABT-06B-50	ABT-08B-50	ABT-10B-50	ABT-12B-50
Yellow	N/A	N/A	ABT-04Y-50	N/A	ABT-06Y-50	ABT-08Y-50	ABT-10Y-50	ABT-12Y-50
Orange	N/A	N/A	ABT-04O-50	N/A	ABT-06O-50	ABT-08O-50	ABT-10O-50	ABT-12O-50

NYLON AIR BRAKE TUBING - 100' COILS

Color	1/4"	3/8"	1/2"	5/8"	3/4"
Black	ABT-04-100	ABT-06-100	ABT-08-100	ABT-10-100	ABT-12-100
Green	ABT-04G-100	ABT-06G-100	ABT-08G-100	ABT-10G-100	ABT-12G-100
Red	ABT-04R-100	ABT-06R-100	ABT-08R-100	ABT-10R-100	ABT-12R-100
Blue	ABT-04B-100	ABT-06B-100	ABT-08B-100	ABT-10B-100	ABT-12B-100
Yellow	ABT-04Y-100	ABT-06Y-100	ABT-08Y-100	ABT-10Y-100	ABT-12Y-100
Orange	ABT-04O-100	ABT-06O-100	ABT-08O-100	ABT-10O-100	ABT-12O-100

D.O.T. PUSH IN FITTINGS

SLEEVE



Hose Size	Part Number
3/8"	AB-06-SL
1/2"	AB-08-SL

NUT



Hose Size	Part Number
3/8"	AB-06-NUT
1/2"	AB-08-NUT

NUT W/SPRING



Hose Size	Part Number
3/8"	AB-06-NUT-SP
1/2"	AB-08-NUT-SP

ABS X PIPE ADAPTER



1 ABS Size	2 Male Pipe	Part Number
3/4"-20	1/4"	AB-2404-06-04
3/4"-20	3/8"	AB-2404-06-06
3/4"-20	1/2"	AB-2404-06-08
7/8"-20	3/8"	AB-2404-08-06
7/8"-20	1/2"	AB-2404-08-08

PIPE MALE



1 Hose Size	2 Male Pipe	Part Number
3/8"	1/4"	AB-0604-PM
3/8"	3/8"	AB-0606-PM
3/8"	1/2"	AB-0608-PM
1/2"	3/8"	AB-0806-PM
1/2"	1/2"	AB-0808-PM

UNION



Hose Size	Part Number
3/8"	AB-0606-JNR
1/2"	AB-0808-JNR

FEMALE ABS SWIVEL



1 Hose Size	2 F-ABS Size	Part Number
3/8"	3/4"-20	AB-0606-ABS
1/2"	7/8"-20	AB-0808-ABS

AIR BRAKE HOSE

HEAVY-DUTY RUBBER AIR BRAKE HOSE
DESIGNED FOR RELIABLE PERFORMANCE
IN DEMANDING SYSTEMS.

NEOPRENE (CR) OUTER COVER
Resists heat, oil, ozone & abrasion

SPIRAL SYNTHETIC CORD REINFORCEMENT
Provides strength & pressure resistance

INNER TUBE
Smooth inner surface for optimal airflow

- WIDE TEMPERATURE RANGE**
-40°F TO +200°F
Maintains flexibility in extreme cold and heat.
- OPERATING PRESSURE**
UP TO 255 PSI
Maximum recommended working pressure.
- BURST PRESSURE**
900 PSI
Built to handle high-pressure brake systems with confidence.

- CONSTRUCTION**
Spiral synthetic cord reinforcement with a neoprene (CR) cover for strength, flexibility & durability.
- OIL & ABRASION RESISTANT**
Resists oils, grease, road salt, ozone & weathering for long service life.
- SAE J1402 COMPLIANT**
Meets SAE J1402 performance standards for air brake hose.

BUILT TO PERFORM.
KEEP YOUR AIR BRAKE SYSTEMS
RUNNING SMOOTH AND SAFE.



AIR BRAKE HOSE

Hose Size	Length	Part Number
3/8"	50' Box	AB-06
1/2"	50' Box	AB-08
3/8"	250' Bulk	AB-06-250
1/2"	250' Bulk	AB-08-250

GLAD HANDS
POWER COATED IRON



Style	Thread	Part Number
Service (Blue)	1/2" Pipe	39509
Emergency (Red)	1/2" Pipe	39510

GLAD HAND SEALS
WITH SCREENS



Style	Part Number
Universal (Black)	39558
Service (Blue)	39556
Emergency (Red)	39557

GRIPS
POWER COATED ALUMINUM



Includes	Thread	Part Number
1 Blue + 1 Red	1/2" Pipe	39537

3 IN 1 AIR LINE KIT

- 3/8" HOSES X 1/2" MALE PIPE CONNECTIONS -
- GRIPS FOR EASY CONNECTIONS -
- STANDARD TRAILER WIRE HARNESS -
- INCLUDES CLIP RING FOR SPRING -



Length	Weight	Part Number
12'	14 lbs	PABH-12
15'	15 lbs	PABH-15
18'	17 lbs	PABH-18



**DON'T SEE
WHAT YOU'RE
LOOKING FOR?**

WE MAY STILL BE ABLE TO HELP!



HOSE ASSEMBLIES

- CHROME PLATED BRASS FITTINGS -
- 212°F 500 PSI BURST PRESSURE -
- 100% RUBBER CONSTRUCTION -
- INCLUDES GRIP HANDLES -



Description	Part Number
5/8" x 25' Male x Female	BB-BWH-10X25
5/8" x 50' Male x Female.	BB-BWH-10X50
3/4" x 25' Male x Female	BB-BWH-12X25
3/4" x 50' Male x Female	BB-BWH-12X50

GARDEN HOSE REELS

- SPRING REWIND HOSE REEL -
- INCLUDES 9 POSITION SPRAY GUN -
- INCLUDES SWIVEL WALL MOUNT BRACKET -
- PERFECT FOR ANY SHOP OR GARAGE -



Size	Part Number
1/2" x 50'	BB-GHR-08X50

QUICK COUPLER



Type	Part Number
Male End	QC-GH-M
Female End	QC-GH-F
Full Set	QC-GH-S

SEALS




Type	Part Number
Standard Black	30103
30 Mesh Screen	30026

HYDRANT ADAPTER




Description	Part Number
Female 1-1/2" NST (NH) x Male Garden Hose	DV-HA1576
Female 2-1/2" NST (NH) x Male Garden Hose	DV-HA2576

VALVES



Style	Description	Part Number
1	Zinc Male x Female 3/4" G.H.	30631
2	H.D. Brass Male x Female 3/4" G.H.	30161
3	Zinc Male x Female 3/4" G.H. Tee	30626
4	H.D. Brass Male x Female 3/4" G.H. Tee	30627
5	Zinc Male x Female 3/4" G.H. Elbow *No Valve	30629

NOZZLES



Style	Description	Part Number
1	Plastic Adjustable Fog Nozzle	DV-FNB75GHT
2	4" Adjustable Cross Pattern	DV-BTN75
3	Sweeper Nozzle	DV-PSN76
4	Zinc Hand Nozzle	30620
5	Adjustable Hand Nozzle	30609

CAPS & PLUG



Type	Part Number
3/4" GH Cap	30103
3/4" GH Plug	30026

UNIONS



Type	Part Number
Male	4050-12-12
Female	4040-12-12

**MALE GH X
MALE PIPE**



1 GH Size	2 Male Pipe	Part Number
3/4" G.H. Male	3/8"	4024-12-06
3/4" G.H. Male	1/2"	4024-12-08
3/4" G.H. Male	3/4"	4024-12-12

**FEMALE GH X
MALE PIPE**



1 GH Size	2 Male Pipe	Part Number
3/4" G.H. Female	3/8"	4044-12-06
3/4" G.H. Female	1/2"	4044-12-08
3/4" G.H. Female	3/4"	4044-12-12

**MALE GH X
FEMALE PIPE**



1 GH Size	2 Female Pipe	Part Number
3/4" G.H. Male	3/8"	4026-12-06
3/4" G.H. Male	1/2"	4026-12-08
3/4" G.H. Male	3/4"	4026-12-12

**FEMALE GH X
FEMALE PIPE**



1 GH Size	2 Female Pipe	Part Number
3/4" G.H. Female	3/8"	4045-12-06
3/4" G.H. Female	1/2"	4045-12-08
3/4" G.H. Female	3/4"	4045-12-12

**HOSE BARB X
MALE GARDEN HOSE**



1 Hose Size	2 GH Size	Part Number
3/8"	3/4" G.H. Male	4144-06-12
1/2"	3/4" G.H. Male	4144-08-12
5/8"	3/4" G.H. Male	4144-10-12
3/4"	3/4" G.H. Male	4144-12-12

**HOSE BARB X
FEMALE GARDEN HOSE**



1 Hose Size	2 GH Size	Part Number
3/8"	3/4" G.H. Female	4145-06-12
1/2"	3/4" G.H. Female	4145-08-12
5/8"	3/4" G.H. Female	4145-10-12
3/4"	3/4" G.H. Female	4145-12-12

UNION ELBOW



Hose Size	Part Number
1/4"	4201-04-04
5/16"	4201-05-05
3/8"	4201-06-06
1/2"	4201-08-08
5/8"	4201-10-10
3/4"	4201-12-12

UNION TEE



Hose Size	Part Number
1/4"	29T-04-04-04
5/16"	29T-05-05-05
3/8"	29T-06-06-06
1/2"	29T-08-08-08
5/8"	29T-10-10-10
3/4"	29T-12-12-12

UNION



1 Hose Size	2 Hose Size	Part Number
1/8"	1/8"	4200-02-02
3/16"	3/16"	4200-03-03
1/4"	1/8"	4200-04-02
1/4"	1/4"	4200-04-04
5/16"	1/4"	4200-05-04
5/16"	5/16"	4200-05-05
3/8"	1/4"	4200-06-04
3/8"	5/16"	4200-06-05
3/8"	3/8"	4200-06-06
1/2"	3/8"	4200-08-06
1/2"	1/2"	4200-08-08
5/8"	1/2"	4200-10-08
5/8"	5/8"	4200-10-10
3/4"	5/8"	4200-12-10
3/4"	3/4"	4200-12-12
1"	3/4"	4200-16-12
1"	1"	4200-16-16

MALE PIPE



1 Hose Size	2 Pipe Size	Part Number	1 Hose Size	2 Pipe Size	Part Number
1/8"	10-32	32912	5/8"	1/8"	4244-10-02
1/8"	1/16"	4244-02-01	5/8"	1/4"	4244-10-04
1/8"	1/8"	4244-02-02	5/8"	3/8"	4244-10-06
1/8"	1/4"	4244-02-04	5/8"	1/2"	4244-10-08
3/16"	1/8"	4244-03-02	5/8"	3/4"	4244-10-12
3/16"	1/4"	4244-03-04	5/8"	1"	4244-10-16
1/4"	1/16"	4244-04-01	3/4"	1/4"	4244-12-04
1/4"	1/8"	4244-04-02	3/4"	3/8"	4244-12-06
1/4"	1/4"	4244-04-04	3/4"	1/2"	4244-12-08
1/4"	3/8"	4244-04-06	3/4"	3/4"	4244-12-12
1/4"	1/2"	4244-04-08	3/4"	1"	4244-12-16
5/16"	1/8"	4244-05-02	1"	3/8"	4244-16-06
5/16"	1/4"	4244-05-04	1"	1/2"	4244-16-08
5/16"	3/8"	4244-05-06	1"	3/4"	4244-16-12
5/16"	1/2"	4244-05-08	1"	1"	4244-16-16
3/8"	1/8"	4244-06-02	1"	1-1/4"	4244-16-20
3/8"	1/4"	4244-06-04	1-1/4"	3/4"	4244-20-12
3/8"	3/8"	4244-06-06	1-1/4"	1"	4244-20-16
3/8"	1/2"	4244-06-08	1-1/4"	1-1/4"	4244-20-20
3/8"	3/4"	4244-06-12			
1/2"	1/8"	4244-08-02			
1/2"	1/4"	4244-08-04			
1/2"	3/8"	4244-08-06			
1/2"	1/2"	4244-08-08			
1/2"	3/4"	4244-08-12			

MALE PIPE LIVE SWIVEL



1 Hose Size	2 Pipe Size	Part Number
1/4"	1/8"	32332
1/4"	1/4"	32349
3/8"	1/8"	32351
3/8"	1/4"	32201
3/8"	3/8"	32360
1/2"	3/8"	32355
1/2"	1/2"	32356
3/4"	3/4"	32357
1"	1"	32386

**MALE PIPE
45° ELBOW**



**MALE PIPE
90° ELBOW**



**FEMALE PIPE
RIDGED**



1 Hose Size	2 Pipe Size	Part Number
1/4"	1/8"	4295-04-02
1/4"	1/4"	4295-04-04
5/16"	1/8"	4295-05-02
5/16"	1/4"	4295-05-04
3/8"	1/8"	4295-06-02
3/8"	1/4"	4295-06-04
3/8"	3/8"	4295-06-06
1/2"	1/4"	4295-08-04
1/2"	3/8"	4295-08-06
1/2"	1/2"	4295-08-08
5/8"	3/8"	4295-10-06
3/4"	1/2"	4295-12-08

1 Hose Size	2 Pipe Size	Part Number
3/16"	1/8"	4290-03-02
3/16"	1/4"	4290-03-04
1/4"	1/8"	4290-04-02
1/4"	1/4"	4290-04-04
1/4"	3/8"	4290-04-06
5/16"	1/8"	4290-05-02
5/16"	1/4"	4290-05-04
5/16"	3/8"	4290-05-06
3/8"	1/8"	4290-06-02
3/8"	1/4"	4290-06-04
3/8"	3/8"	4290-06-06
3/8"	1/2"	4290-06-08
1/2"	1/4"	4290-08-04
1/2"	3/8"	4290-08-06
1/2"	1/2"	4290-08-08
5/8"	3/8"	4290-10-06
5/8"	1/2"	4290-10-08
5/8"	3/4"	4290-10-12
3/4"	1/2"	4290-12-08
3/4"	3/4"	4290-12-12
3/4"	1"	4290-12-16
1"	3/4"	4290-16-12
1"	1"	4290-16-16

1 Hose Size	2 Pipe Size	Part Number
1/4"	1/8"	4245-04-02
1/4"	1/4"	4245-04-04
1/4"	3/8"	4245-04-06
5/16"	1/8"	4245-05-02
5/16"	1/4"	4245-05-04
5/16"	3/8"	4245-05-06
3/8"	1/8"	4245-06-02
3/8"	1/4"	4245-06-04
3/8"	3/8"	4245-06-06
3/8"	1/2"	4245-06-08
1/2"	1/8"	4245-08-02
1/2"	1/4"	4245-08-04
1/2"	3/8"	4245-08-06
1/2"	1/2"	4245-08-08
5/8"	1/4"	4245-10-04
5/8"	3/8"	4245-10-06
5/8"	1/2"	4245-10-08
3/4"	1/2"	4245-12-08
3/4"	3/4"	4245-12-12
1"	3/4"	4245-16-12
1"	1"	4245-16-16

**FEMALE PIPE
SWIVEL GASKET**



1 Hose Size	2 Pipe Size	Part Number
1/4"	1/8"	4245-G-04-02
1/4"	1/4"	4245-G-04-04
1/4"	3/8"	4245-G-04-06
3/8"	1/4"	4245-G-06-04
3/8"	3/8"	4245-G-06-06
3/8"	1/2"	4245-G-06-08
1/2"	3/8"	4245-G-08-06
1/2"	1/2"	4245-G-08-08
1/2"	3/4"	4245-G-08-12
5/8"	3/4"	4245-G-10-12
3/4"	3/4"	4245-G-12-12

**FEMALE PIPE
90° ELBOW**



1 Hose Size	2 Pipe Size	Part Number
1/4"	1/8"	32401
1/4"	1/4"	32402
3/8"	1/4"	32404
3/8"	3/8"	32405
1/2"	3/8"	32410
1/2"	1/2"	32411

HOSE BARB FITTINGS

MALE SAE FLARE



1 Hose Size	2 Flare Size	Part Number
1/4"	7/16"-20	4250-04-04
1/4"	5/8"-18	4250-04-06
5/16"	1/2"-20	4250-05-05
3/8"	5/8"-18	4250-06-06
3/8"	3/4"-16	4250-06-08
1/2"	3/4"-16	4250-08-08

FEMALE JIC/SAE FLARE



1 Hose Size	2 Flare Size	Part Number
1/4"	7/16"-20	4255-04-04
1/4"	1/2"-20	4255-04-05
1/4"	9/16"-18	4255-04-06
5/16"	1/2"-20	4255-05-05
5/16"	9/16"-18	4255-05-06
3/8"	9/16"-18	4255-06-06
3/8"	5/8"-18*	4255-06-06-SAE
3/8"	3/4"-16	4255-06-08
1/2"	3/4"-16	4255-08-08
1/2"	7/8"-14	4255-08-10
5/8"	7/8"-14	4255-10-10
3/4"	1-1/16"-12	4255-12-12
3/4"	1-1/16"-14*	4255-12-12-SAE

CAN'T FIND IT?

BRASS HOSE BARB FITTINGS

WE MAY STILL BE ABLE TO HELP!

QUALITY BRASS

DURABLE & RELIABLE

BUILT FOR PERFORMANCE

PUSH ON BARB FITTINGS

NO CLAMPS. • EASY TO ASSEMBLE. • SECURE CONNECTION.

WORKS ONLY WITH PUSH LOCK / INSTA LOCK STYLE HOSE



QUICK PUSH TO CONNECT



SECURE HOLD UP TO 150 PSI



LEAK RESISTANT CONNECTION



IDEAL FOR AIR, FUEL, LUBE & OIL LINES



COMPATIBLE ONLY WITH PUSH LOCK / INSTA LOCK STYLE HOSE

EASY INSTALLATION

- 1 PUSH ON**
Push hose over barb.
- 2 SEATS & LOCKS**
Hose locks in place.
- 3 PULL TO REMOVE**
Bend hose & pull off.

AVAILABLE IN MULTIPLE SIZES & CONFIGURATIONS

MALE PIPE SWIVEL



1 Hose Size	2 Pipe Size	Part Number
1/4"	1/8"	30422
1/4"	1/4"	30385
3/8"	1/4"	30386
3/8"	3/8"	30387
1/2"	3/8"	30388
1/2"	1/2"	30424
3/4"	3/4"	30390

MALE PIPE 90° ELBOW



1 Hose Size	2 Pipe Size	Part Number
1/4"	1/8"	4390-04-02
1/4"	1/4"	4390-04-04
3/8"	1/4"	4390-06-04
3/8"	3/8"	4390-06-06
1/2"	3/8"	4390-08-06
1/2"	1/2"	4390-08-08
5/8"	1/2"	4390-10-08
3/4"	3/4"	4390-12-12

MALE PIPE



1 Hose Size	2 Pipe Size	Part Number
1/4"	1/8"	4312-04-02
1/4"	1/4"	4312-04-04
1/4"	3/8"	4312-04-06
1/4"	1/2"	4312-04-08
5/16"	1/8"	4312-05-02
5/16"	1/4"	4312-05-04
3/8"	1/8"	4312-06-02
3/8"	1/4"	4312-06-04
3/8"	3/8"	4312-06-06
3/8"	1/2"	4312-06-08
3/8"	3/4"	4312-06-12
1/2"	1/4"	4312-08-04
1/2"	3/8"	4312-08-06
1/2"	1/2"	4312-08-08
1/2"	3/4"	4312-08-12
5/8"	3/8"	4312-10-06
5/8"	1/2"	4312-10-08
5/8"	3/4"	4312-10-12
3/4"	1/2"	4312-12-08
3/4"	3/4"	4312-12-12

FEMALE PIPE RIDGED



1 Hose Size	2 Pipe Size	Part Number
1/4"	1/8"	4315-04-02
1/4"	1/4"	4315-04-04
1/4"	3/8"	4315-04-06
5/16"	1/4"	4315-05-04
3/8"	1/4"	4315-06-04
3/8"	3/8"	4315-06-06
3/8"	1/2"	4315-06-08
1/2"	1/4"	4315-08-04
1/2"	3/8"	4315-08-06
1/2"	1/2"	4315-08-08
5/8"	1/2"	4315-10-08
3/4"	1/2"	4315-12-08
3/4"	3/4"	4315-12-12

FEMALE PIPE SWIVEL W/GASKET



1 Hose Size	2 Pipe Size	Part Number
1/4"	1/8"	30359
1/4"	1/4"	30358
3/8"	1/4"	30360
3/8"	3/8"	30361
3/8"	1/2"	30362
1/2"	1/2"	30363
3/4"	3/4"	30366

PUSH LOCK BARB FITTINGS

FEMALE INVERTED FLARE RIDGED



1 Hose Size	2 Flare Size	Part Number
1/4"	3/8"-24	4305-04-03
1/4"	7/16"-24	4305-04-04
1/4"	1/2"-20	4305-04-05
5/16"	1/2"-20	4305-05-05
3/8"	1/2"-20	4305-06-05
3/8"	5/8"-18	4305-06-06
1/2"	3/4"-18	4305-08-08

MALE INVERTED FLARE SWIVEL



1 Hose Size	2 Flare Size	Part Number
1/4"	3/8"-24	4303-04-03
1/4"	7/16"-24	4303-04-04
1/4"	1/2"-20	4303-04-05
5/16"	7/16"-24	4303-05-04
5/16"	1/2"-20	4303-05-05
5/16"	1/2"-20	4303-05-06
3/8"	1/2"-20	4303-06-05
3/8"	5/8"-18	4303-06-06
1/2"	3/4"-18	4303-08-08
5/8"	7/8"-18	4303-10-10
3/4"	1-1/16"-16	4303-12-12

FEMALE JIC/SAE FLARE



MALE JIC/SAE FLARE



1 Hose Size	2 Flare Size	Part Number
1/4"	7/16"-20	4313-04-04
1/4"	1/2"-20	4313-04-05
5/16"	1/2"-20	30249
3/8"	1/2"-20	30271
3/8"	9/16"-18	4313-06-06
3/8"	5/8"-18*	30243
1/2"	3/4"-16	4313-08-08
5/8"	7/8"-14	30246
3/4"	1-1/16"-12	32905
3/4"	1-1/16"-14*	30247

1 Hose Size	2 Flare Size	Part Number
1/4"	7/16"-20	4311-04-04
1/4"	1/2"-20	4311-04-05
1/4"	9/16"-18	4311-04-06
5/16"	1/2"-20	4311-05-05
5/16"	9/16"-18	4311-05-06
3/8"	9/16"-18	4311-06-06
3/8"	5/8"-18*	4301-06-06
3/8"	3/4"-16	4311-06-08
1/2"	3/4"-16	4311-08-08
1/2"	7/8"-14	4311-08-10
5/8"	7/8"-14	4311-10-10
3/4"	1-1/16"-12	4311-12-12
3/4"	1-1/16"-14*	4301-12-12

FEMALE JIC/SAE FLARE 90° ELBOW



1 Hose Size	2 Flare Size	Part Number
1/4"	7/16"-20	4330-04-04
3/8"	9/16"-18	4330-06-06
3/8"	5/8"-18*	30483
1/2"	3/4"-16	4330-08-08
5/8"	7/8"-14	4330-10-10
3/4"	1-1/16"-12	30486



Refer to technical section for correct selection, installation, and usage of hose and fittings prior to service.



UNION



Hose Size	Part Number
1/4"	4300-04-04
5/16"	4300-05-05
3/8"	4300-06-06
1/2"	4300-08-08
5/8"	4300-10-10
3/4"	4300-12-12

STANDPIPE



1 Hose Size	2 OD Size	Part Number
1/4"	3/16"	30290
1/4"	1/4"	30291
1/4"	5/16"	30292
5/16"	5/16"	30293
3/8"	3/8"	30294
3/8"	1/2"	30426
1/2"	1/2"	30297

HOSE BARB FITTINGS

PUSH LOCK / INSTA LOCK HOSE

LOW PRESSURE BRAIDED HOSE FOR PUSH LOCK / INSTA LOCK FITTINGS

300 PSI
WORKING
PRESSURE

NO CLAMPS
REQUIRED

EASY
ASSEMBLY

FEATURES & BENEFITS

- Reinforced braided polyester construction
- Excellent coupling retention
- Oil, ozone & abrasion resistant
- Flexible for air, fuel & lube applications
- Easy push-on installation
- No crimping tools required
- Available in multiple colors & sizes
- Sold by the foot, coil, or 250' reels
- COMPATIBLE WITH PUSH LOCK / INSTA LOCK FITTINGS ONLY**

TECHNICAL SPECIFICATIONS

WORKING PRESSURE UP TO 300 PSI	BURST PRESSURE UP TO 1200 PSI	TEMPERATURE RANGE -40°F TO +212°F (-40°C TO +100°C)	TUBE MATERIAL NBR
REINFORCEMENT BRAIDED POLYESTER		COVER NBR/PVC	

SOLD BY THE:

FOOT

COIL

250' REEL

STOCKED IN:

BLACK
 BLUE
 RED
 GRAY



PUSH LOCK / INSTA-LOCK HOSE

Color	1/4"	5/16"	3/8"	1/2"	5/8"	3/4"
Black	PUSH-4-250	PUSH-5-250	PUSH-6-250	PUSH-8-250	PUSH-10-250	PUSH-12-250
Gray	PUSH-4-250-GRAY	PUSH-5-250-GRAY	PUSH-6-250-GRAY	PUSH-8-250-GRAY	PUSH-10-250-GRAY	PUSH-12-250-GRAY
Red	PUSH-4-250-RED	PUSH-5-250-RED	PUSH-6-250-RED	PUSH-8-250-RED	PUSH-10-250-RED	PUSH-12-250-RED
Blue	PUSH-4-250-BLUE	PUSH-5-250-BLUE	PUSH-6-250-BLUE	PUSH-8-250-BLUE	PUSH-10-250-BLUE	PUSH-12-250-BLUE

1/8" - 1/4" Brass Pipe Fittings

Part# KIT-BRPIPE-2x4

<p>28201 1/8" Male Pipe Plug</p> <p>28075 1/8" Female Pipe Cap</p>	<p>28018 1/8" Female 45 Elbow</p> <p>28230 1/8" Pipe Street 45</p>	<p>28202 1/8" Male Pipe Plug</p> <p>28076 1/4" Female Pipe Cap</p>	<p>28019 1/4" Female 45 Elbow</p> <p>28231 1/4" Pipe Street 45</p>
<p>28211 1/4" Hex Nipple</p> <p>28101 1/8" x 1/16" Hex Bushing</p>	<p>28001 1/8" Female 90 Elbow</p> <p>28156 1/8" Pipe Street 90</p>	<p>28212 1/4" Hex Nipple</p> <p>28102 1/4" x 1/8" Hex Bushing</p>	<p>28002 1/4" Female 90 Elbow</p> <p>28157 1/4" Pipe Street 90</p>
<p>28058</p> <p>1/8" Pipe Union</p>	<p>28024</p> <p>1/8" Pipe Union Tee</p>	<p>28059</p> <p>1/4" Pipe Union</p>	<p>28025</p> <p>1/4" Pipe Union Tee</p>

3/8" - 1/2" Brass Pipe Fittings

Part# KIT-BRPIPE-6x8

<p>28203 3/8" Male Pipe Plug</p> <p>28077 3/8" Female Pipe Cap</p>	<p>28020 3/8" Female 45 Elbow</p> <p>28230 3/8" Pipe Street 45</p>	<p>28205 1/2" Male Pipe Plug</p> <p>28078 1/2" Female Pipe Cap</p>	<p>28021 1/2" Female 45 Elbow</p> <p>28231 1/2" Pipe Street 45</p>
<p>28213 3/4" Hex Nipple</p> <p>28101 3/8" x 1/4" Hex Bushing</p>	<p>28003 3/8" Female 90 Elbow</p> <p>28156 3/8" Pipe Street 90</p>	<p>28214 1/2" Hex Nipple</p> <p>28102 1/2" x 3/8" Hex Bushing</p>	<p>28004 1/2" Female 90 Elbow</p> <p>28157 1/2" Pipe Street 90</p>
<p>28060</p> <p>3/8" Pipe Union</p>	<p>28026</p> <p>3/8" Pipe Union Tee</p>	<p>28061</p> <p>1/2" Pipe Union</p>	<p>28027</p> <p>1/2" Pipe Union Tee</p>

3/4" Brass Pipe Fittings

Part# KIT-BRPIPE-12

<p>28079</p> <p>3/4" Female Pipe Cap</p>	<p>28205</p> <p>3/4" Male Pipe Plug</p>	<p>28028</p> <p>3/4" Pipe Union Tee</p>	<p>28234</p> <p>3/4" Pipe Street 45</p>
<p>28062</p> <p>3/4" Pipe Union</p>	<p>28215</p> <p>3/4" Pipe Hex Nipple</p>	<p>28005</p> <p>3/4" Pipe Female 45</p>	<p>28160</p> <p>3/4" Pipe Street 90</p>
<p>28109</p> <p>3/4" x 1/4" Hex Bushing</p>	<p>28110</p> <p>3/4" x 3/8" Hex Bushing</p>	<p>28111</p> <p>3/4" x 1/2" Hex Bushing</p>	

SAE 45° Flare Adapter Kit - 1/4" and 5/16"

Part# KIT-BRSAEFL-4x5

<p>40C-04</p>  <p>1/4" Flare Cap</p>	<p>44-04-04-04</p>  <p>1/4" Flare Union Tee</p>	<p>40C-05</p>  <p>5/16" Flare Cap</p>	<p>44-05-05-05</p>  <p>5/16" Flare Union Tee</p>
<p>40P-04</p>  <p>1/4" Flare Plug</p>	<p>48-04-02 1/4" Flare x 1/8" Pipe</p>  <p>48-04-04 1/4" Flare x 1/4" Pipe</p> 	<p>40P-05</p>  <p>5/16" Flare Plug</p>	<p>48-05-02 5/16" Flare x 1/8" Pipe</p>  <p>48-05-04 5/16" Flare x 1/4" Pipe</p> 
<p>41S-04</p>  <p>1/4" Flare Tube Nut</p>	<p>54-04-02 1/4" Flare x 1/8" Pipe</p>  <p>54-04-04 1/4" Flare x 1/4" Pipe</p> 	<p>41S-05</p>  <p>5/16" Flare Tube Nut</p>	<p>54-05-02 5/16" Flare x 1/8" Pipe</p>  <p>54-05-04 5/16" Flare x 1/4" Pipe</p> 
<p>42-04-04</p>  <p>1/4" Flare Union</p>	<p>49-04-02 1/4" Flare x 1/8" Pipe</p>  <p>49-04-04 1/4" Flare x 1/4" Pipe</p> 	<p>42-05-05</p>  <p>5/16" Flare Union</p>	<p>49-05-02 5/16" Flare x 1/8" Pipe</p>  <p>49-05-04 5/16" Flare x 1/4" Pipe</p> 

SAE 45° Flare Adapter Kit - 3/8" and 1/2"

Part# KIT-BRSAEFL-6x8

<p>40C-06</p>  <p>3/8" Flare Cap</p>	<p>44-06-06-06</p>  <p>3/8" Flare Union Tee</p>	<p>40C-08</p>  <p>1/2" Flare Cap</p>	<p>44-08-08-08</p>  <p>1/2" Flare Union Tee</p>
<p>40P-06</p>  <p>3/8" Flare Plug</p>	<p>48-06-04 3/8" Flare x 1/4" Pipe</p>  <p>48-06-06 3/8" Flare x 3/8" Pipe</p> 	<p>40P-08</p>  <p>1/2" Flare Plug</p>	<p>48-08-06 1/2" Flare x 3/8" Pipe</p>  <p>48-08-08 1/2" Flare x 1/2" Pipe</p> 
<p>41S-06</p>  <p>3/8" Flare Tube Nut</p>	<p>54-06-04 3/8" Flare x 1/4" Pipe</p>  <p>54-06-06 3/8" Flare x 3/8" Pipe</p> 	<p>41S-08</p>  <p>1/2" Flare Tube Nut</p>	<p>54-08-06 1/2" Flare x 3/8" Pipe</p>  <p>54-08-08 1/2" Flare x 1/2" Pipe</p> 
<p>42-06-06</p>  <p>3/8" Flare Union</p>	<p>49-06-04 3/8" Flare x 1/4" Pipe</p>  <p>49-06-06 3/8" Flare x 3/8" Pipe</p> 	<p>42-08-08</p>  <p>1/2" Flare Union</p>	<p>49-08-06 1/2" Flare x 3/8" Pipe</p>  <p>49-08-08 1/2" Flare x 1/2" Pipe</p> 

SAE 45° Flare Adapter Kit - 5/8" and 3/4"

Part# KIT-BRSAEFL-10x12

<p>40C-10</p>  <p>3/8" Flare Cap</p>	<p>44-10-10-10</p>  <p>3/8" Flare Union Tee</p>	<p>40C-12</p>  <p>1/2" Flare Cap</p>	<p>44-12-12-12</p>  <p>1/2" Flare Union Tee</p>
<p>40P-10</p>  <p>3/8" Flare Plug</p>	<p>48-10-08</p>  <p>5/8" Flare x 1/2" Pipe</p>	<p>40P-12</p>  <p>1/2" Flare Plug</p>	<p>48-12-08</p>  <p>5/8" Flare x 1/2" Pipe</p>
<p>41S-10</p>  <p>3/8" Flare Tube Nut</p>	<p>54-10-08</p>  <p>5/8" Flare x 1/2" Pipe</p>	<p>41S-12</p>  <p>1/2" Flare Tube Nut</p>	<p>54-12-08</p>  <p>5/8" Flare x 1/2" Pipe</p>
<p>42-10-10</p>  <p>3/8" Flare Union</p>	<p>49-10-08</p>  <p>5/8" Flare x 1/2" Pipe</p>	<p>42-12-12</p>  <p>1/2" Flare Union</p>	<p>49-12-08</p>  <p>5/8" Flare x 1/2" Pipe</p>



Refer to technical section for correct selection, installation, and usage of hose and fittings prior to service.



DOT Compression Adapter Kit - 1/4" and 3/8"

Part# KIT-BRDOTCMP-4x6

<p>1460-04</p> <p>1/4" Tube Sleeve</p>	<p>1464-04-04-04</p> <p>1/4" Union Tee</p>	<p>1460-06</p> <p>3/8" Tube Sleeve</p>	<p>1464-06-06-06</p> <p>3/8" Union Tee</p>
<p>1461-04</p> <p>1/4" Tube Nut</p>	<p>1468-04-02 1/4" Comp x 1/8" Pipe</p> <p>1468-04-04 1/4" Comp x 1/4" Pipe</p>	<p>1461-06</p> <p>3/8" Tube Nut</p>	<p>1468-06-04 3/8" Comp x 1/4" Pipe</p> <p>1468-06-06 3/8" Comp x 3/8" Pipe</p>
<p>1473-04</p> <p>1/4" Tube Insert</p>	<p>1480-04-02 1/4" Comp x 1/8" Pipe</p> <p>1480-04-04 1/4" Comp x 1/4" Pipe</p>	<p>1473-06</p> <p>3/8" Tube Insert</p>	<p>1480-06-04 3/8" Comp x 1/4" Pipe</p> <p>1480-06-06 3/8" Comp x 3/8" Pipe</p>
<p>1462-04-04</p> <p>1/4" Union</p>	<p>1469-04-02 1/4" Comp x 1/8" Pipe</p> <p>1469-04-04 1/4" Comp x 1/4" Pipe</p>	<p>1462-06-06</p> <p>3/8" Union</p>	<p>1469-06-04 3/8" Comp x 1/4" Pipe</p> <p>1469-06-06 3/8" Comp x 3/8" Pipe</p>

DOT Compression Adapter Kit - 1/2" and 5/8"

Part# KIT-BRDOTCMP-8x10

<p>1460-08</p> <p>1/2" Tube Sleeve</p>	<p>1464-08-08-08</p> <p>1/2" Union Tee</p>	<p>1460-10</p> <p>5/8" Tube Sleeve</p>	<p>1464-10-10-10</p> <p>5/8" Union Tee</p>
<p>1461-08</p> <p>1/2" Tube Nut</p>	<p>1468-08-06 1/2" Comp x 3/8" Pipe</p> <p>1468-08-08 1/2" Comp x 1/2" Pipe</p>	<p>1461-10</p> <p>5/8" Tube Nut</p>	<p>1468-10-08</p> <p>5/8" Comp x 1/2" Pipe</p>
<p>1473-08</p> <p>1/2" Tube Insert</p>	<p>1480-08-06 1/2" Comp x 3/8" Pipe</p> <p>1480-08-08 1/2" Comp x 1/2" Pipe</p>	<p>1473-10</p> <p>5/8" Tube Insert</p>	<p>1480-10-08</p> <p>5/8" Comp x 1/2" Pipe</p>
<p>1462-08-08</p> <p>1/2" Union</p>	<p>1469-08-06 1/2" Comp x 3/8" Pipe</p> <p>1469-08-08 1/2" Comp x 1/2" Pipe</p>	<p>1462-10-10</p> <p>5/8" Union</p>	<p>1469-10-08</p> <p>5/8" Comp x 1/2" Pipe</p>

DOT Compression Adapter Kit - 3/4"

Part# KIT-BRDOTCMP-12

<p>1460-12</p> <p>3/4" Tube Sleeve</p>	<p>1468-12-08</p> <p>3/4" Comp x 1/2" Pipe</p>	<p>1468-12-12</p> <p>3/4" Comp x 3/4" Pipe</p>
<p>1461-12</p> <p>3/4" Tube Nut</p>	<p>1480-12-08</p> <p>3/4" Comp x 1/2" Pipe</p>	<p>1480-12-08</p> <p>3/4" Comp x 3/4" Pipe</p>
<p>1473-12</p> <p>3/4" Tube Insert</p>	<p>1469-12-08</p> <p>3/4" Comp x 1/2" Pipe</p>	<p>1469-12-12</p> <p>3/4" Comp x 3/4" Pipe</p>
<p>1462-12-12</p> <p>3/4" Union</p>	<p>1464-12-12-12</p> <p>3/4" Union Tee</p>	



Refer to technical section for correct selection, installation, and usage of hose and fittings prior to service.



DOT Composite Body Push In Kit - 1/4" and 3/8"

Part# KIT-BRDOTCPUSH-4x6

<p>PPC-1562-04-04</p>  <p>1/4" Union</p>	<p>PPC-1568-04-02 1/4" Tube x 1/8" Pipe</p>  <p>PPC-1568-04-04 1/4" Tube x 1/4" Pipe</p>	<p>PPC-1562-06-06</p>  <p>3/8" Union</p>	<p>PPC-1568-06-04 3/8" Tube x 1/4" Pipe</p>  <p>PPC-1568-06-06 3/8" Tube x 3/8" Pipe</p>
<p>PPC-1564-04-04-04</p>  <p>1/4" Union Tee</p>	<p>PPC-1580-04-02 1/4" Tube x 1/8" Pipe</p>  <p>PPC-1580-04-04 1/4" Tube x 1/4" Pipe</p>	<p>PPC-1564-06-06-06</p>  <p>3/8" Union Tee</p>	<p>PPC-1580-06-04 3/8" Tube x 1/4" Pipe</p>  <p>PPC-1580-06-06 3/8" Tube x 3/8" Pipe</p>
<p>PPC-2408-04</p>  <p>1/4" Tube Plug</p>	<p>PPC-1569-04-02 1/4" Tube x 1/8" Pipe</p>  <p>PPC-1569-04-04 1/4" Tube x 1/4" Pipe</p>	<p>PPC-2408-06</p>  <p>3/8" Tube Plug</p>	<p>PPC-1569-06-04 3/8" Tube x 1/4" Pipe</p>  <p>PPC-1569-06-06 3/8" Tube x 3/8" Pipe</p>

DOT Composite Body Push In Kit - 1/2" and 5/8"

Part# KIT-BRDOTCPUSH-8x10

<p>PPC-1562-08-08</p>  <p>1/2" Union</p>	<p>PPC-1568-08-06 1/2" Tube x 3/8" Pipe</p>  <p>PPC-1568-08-08 1/2" Tube x 1/2" Pipe</p>	<p>PPC-1562-10-10</p>  <p>5/8" Union</p>	<p>PPC-1568-10-06 5/8" Tube x 3/8" Pipe</p>  <p>PPC-1568-10-08 5/8" Tube x 1/2" Pipe</p>
<p>PPC-1564-08-08-08</p>  <p>1/2" Union Tee</p>	<p>PPC-1580-08-06 1/2" Tube x 3/8" Pipe</p>  <p>PPC-1580-08-08 1/2" Tube x 1/2" Pipe</p>	<p>PPC-1564-10-10-10</p>  <p>5/8" Union Tee</p>	<p>PPC-1580-10-06 5/8" Tube x 3/8" Pipe</p>  <p>PPC-1580-10-08 5/8" Tube x 1/2" Pipe</p>
<p>PPC-2408-08</p>  <p>1/2" Tube Plug</p>	<p>PPC-1569-08-06 1/2" Tube x 3/8" Pipe</p>  <p>PPC-1569-08-08 1/2" Tube x 1/2" Pipe</p>	<p>PPC-2408-10</p>  <p>5/8" Tube Plug</p>	<p>PPC-1569-10-06 5/8" Tube x 3/8" Pipe</p>  <p>PPC-1569-10-08 5/8" Tube x 1/2" Pipe</p>

DOT Push In Kit - 1/4" and 3/8"

Part# KIT-BRDOTPUSH-4x6

<p>1562-04-04</p> <p>1/4" Union</p>	<p>1568-04-02 1/4" Tube x 1/8" Pipe</p> <p>1568-04-04 1/4" Tube x 1/4" Pipe</p>	<p>1562-06-06</p> <p>3/8" Union</p>	<p>1568-06-04 3/8" Tube x 1/4" Pipe</p> <p>1568-06-06 3/8" Tube x 3/8" Pipe</p>
<p>1564-04-04-04</p> <p>1/4" Union Tee</p>	<p>15805-04-02 1/4" Tube x 1/8" Pipe</p> <p>15805-04-04 1/4" Tube x 1/4" Pipe</p>	<p>1564-06-06-06</p> <p>3/8" Union Tee</p>	<p>15805-06-04 3/8" Tube x 1/4" Pipe</p> <p>15805-06-06 3/8" Tube x 3/8" Pipe</p>
<p>PPC-2408-04</p> <p>1/4" Tube Plug</p>	<p>1579-04-02 1/4" Tube x 1/8" Pipe</p> <p>1579-04-04 1/4" Tube x 1/4" Pipe</p>	<p>PPC-2408-06</p> <p>3/8" Tube Plug</p>	<p>1579-06-04 3/8" Tube x 1/4" Pipe</p> <p>1579-06-06 3/8" Tube x 3/8" Pipe</p>

DOT Push In Kit - 1/2" and 5/8"


Part# KIT-BRDOTPUSH-8x10

<p>1562-08-08</p> <p>1/2" Union</p>	<p>1568-08-06 1/2" Tube x 3/8" Pipe</p> <p>1568-08-08 1/2" Tube x 1/2" Pipe</p>	<p>1562-10-10</p> <p>5/8" Union</p>	<p>1568-10-06 3/8" Tube x 3/8" Pipe</p> <p>1568-10-08 3/8" Tube x 1/2" Pipe</p>
<p>1564-08-08-08</p> <p>1/2" Union Tee</p>	<p>15805-08-06 1/2" Tube x 3/8" Pipe</p> <p>15805-08-08 1/2" Tube x 1/2" Pipe</p>	<p>1564-10-10-10</p> <p>5/8" Union Tee</p>	<p>15805-10-06 3/8" Tube x 3/8" Pipe</p> <p>15805-10-08 3/8" Tube x 1/2" Pipe</p>
<p>PPC-2408-08</p> <p>1/2" Tube Plug</p>	<p>1579-08-06 1/2" Tube x 3/8" Pipe</p> <p>1579-08-08 1/2" Tube x 1/2" Pipe</p>	<p>PPC-2408-10</p> <p>5/8" Tube Plug</p>	<p>1579-10-06 3/8" Tube x 3/8" Pipe</p> <p>1579-10-08 3/8" Tube x 1/2" Pipe</p>

DOT Push In Kit - 3/4"

Part# KIT-BRDOTPUSH-12

<p>1562-12-12</p> <p>3/4" Union</p>	<p>1568-12-08</p> <p>3/4" Push x 1/2" Pipe</p>	<p>1568-12-12</p> <p>3/4" Push x 3/4" Pipe</p>
<p>1564-12-12-12</p> <p>3/4" Union Tee</p>	<p>1580-12-08</p> <p>3/4" Push x 1/2" Pipe</p>	<p>1580-12-12</p> <p>3/4" Push x 3/4" Pipe</p>
<p>PPC-2408-12</p> <p>3/4" Tube Plug</p>	<p>1569-12-08</p> <p>3/4" Push x 1/2" Pipe</p>	<p>1569-12-12</p> <p>3/4" Push x 3/4" Pipe</p>

<p>AB-0604-PM 3/8" Hose x 1/4" NPT</p> 	<p>AB-0606-ABS 3/8" Hose x 3/8" Air Brake Swivel</p> 	<p>AB-06-NUT-SP 3/8" Nut W/Spring</p> 	<p>AB-2404-06-04 3/8" ABS x 1/4" NPT Str.</p> 
<p>AB-0606-PM 3/8" Hose x 3/8" NPT</p> 	<p>AB-0806-PM 1/2" Hose x 3/8" NPT</p> 	<p>AB-08-NUT-SP 1/2" Nut W/Spring</p> 	<p>AB-2404-06-06 3/8" ABS x 3/8" NPT Str.</p> 
<p>AB-0608-PM 3/8" Hose x 1/2" NPT</p> 	<p>AB-0808-PM 1/2" Hose x 1/2" NPT</p> 	<p>AB-06-NUT AB-06-SL 3/8" Nut 3/8" Sleeve</p>  <p>AB-08-NUT AB-08-SL 1/2" Nut 1/2" Sleeve</p> 	<p>AB-2404-06-08 3/8" ABS x 1/2" NPT Str.</p> 



Quality Hydraulics, LLC

Total Hydraulic & Industrial Solutions

2460 Commercial Blvd, State College, PA

(814) 954-5752

www.QHhoseshop.com



AIR BRAKE HOSE



NEOPRENE (CR) OUTER COVER
Resists heat, oil, ozone & abrasion

SPIRAL SYNTHETIC CORD REINFORCEMENT
Provides strength & pressure resistance

INNER TUBE
Smooth inner surface for optimal airflow

HEAVY-DUTY RUBBER AIR BRAKE HOSE
DESIGNED FOR RELIABLE PERFORMANCE
IN DEMANDING SYSTEMS.

WIDE TEMPERATURE RANGE
-40°F TO +200°F

Maintains flexibility in extreme cold and heat.

CONSTRUCTION

Spiral synthetic cord reinforcement with a neoprene (CR) cover for strength, flexibility & durability.

OPERATING PRESSURE
UP TO 255 PSI

Maximum recommended working pressure.

OIL & ABRASION RESISTANT

Resists oils, grease, road salt, ozone & weathering for long service life.

BURST PRESSURE
900 PSI

Built to handle high-pressure brake systems with confidence.

SAE J1402 COMPLIANT

Meets SAE J1402 performance standards for air brake hose.

BUILT TO PERFORM.
KEEP YOUR AIR BRAKE SYSTEMS
RUNNING SMOOTH AND SAFE.

AIR BRAKE HOSE



Hose Size	Length	Part Number
3/8"	50' Box	AB-06
1/2"	50' Box	AB-08
3/8"	250' Bulk	AB-06-250
1/2"	250' Bulk	AB-08-250

<p>4200-04-04 29T-04 Union Barb, Tee Barb</p>	<p>4244-04-02 1/4" Barb x 1/8" NPT Str.</p>	<p>4244-08-06 1/2" Barb x 3/8" NPT Str.</p>	<p>WGC-04 1/4" Worm Gear Clamp</p>
<p>4200-05-05 29T-05 Union Barb, Tee Barb</p>	<p>4244-04-04 1/4" Barb x 1/4" NPT Str.</p>	<p>4244-08-08 1/2" Barb x 1/2" NPT Str.</p>	<p>WGC-05 5/16" Worm Gear Clamp</p>
<p>4200-06-06 29T-06 Union Barb, Tee Barb</p>	<p>4244-05-02 5/16" Barb x 1/8" NPT Str.</p>	<p>4244-10-06 5/8" Barb x 3/8" NPT Str.</p>	<p>WGC-06 3/8" Worm Gear Clamp</p>
<p>4200-08-08 29T-08 Union Barb, Tee Barb</p>	<p>4244-05-04 5/16" Barb x 1/4" NPT Str.</p>	<p>4244-10-08 5/8" Barb x 1/2" NPT Str.</p>	<p>WGC-08 1/2" Worm Gear Clamp</p>
<p>4200-10-10 29T-10 Union Barb, Tee Barb</p>	<p>4244-06-04 3/8" Barb x 1/4" NPT Str.</p>	<p>4244-12-08 3/4" Barb x 1/2" NPT Str.</p>	<p>WGC-10 5/8" Worm Gear Clamp</p>
<p>4200-12-12 29T-12 Union Barb, Tee Barb</p>	<p>4244-06-06 3/8" Barb x 3/8" NPT Str.</p>	<p>4244-12-12 3/4" Barb x 3/4" NPT Str.</p>	<p>WGC-12 3/4" Worm Gear Clamp</p>



Quality Hydraulics, LLC

Total Hydraulic & Industrial Solutions



2460 Commercial Blvd, State College, PA

(814) 954-5752

www.QHhoseshop.com

<p>4300-04-04 1/4" Union</p>	<p>4311-04-04 1/4" Barb x 1/4" F-JIC</p>	<p>4312-04-02 1/4" Barb x 1/8" NPT Str.</p>	<p>4312-08-06 1/2" Barb x 3/8" NPT Str.</p>
<p>4300-05-05 5/16" Union</p>	<p>4311-06-06 3/8" Barb x 3/8" F-JIC</p>	<p>4312-04-04 1/4" Barb x 1/4" NPT Str.</p>	<p>4312-08-08 1/2" Barb x 1/2" NPT Str.</p>
<p>4300-06-06 3/8" Union</p>	<p>4311-08-08 1/2" Barb x 1/2" F-JIC</p>	<p>4312-05-02 5/16" Barb x 1/8" NPT Str.</p>	<p>4312-10-06 5/8" Barb x 3/8" NPT Str.</p>
<p>4300-08-08 1/2" Union</p>	<p>4311-10-10 5/8" Barb x 5/8" F-JIC</p>	<p>4312-05-04 5/16" Barb x 1/4" NPT Str.</p>	<p>4312-10-08 5/8" Barb x 1/2" NPT Str.</p>
<p>4300-10-10 5/8" Union</p>	<p>4311-12-12 3/4" Barb x 3/4" F-JIC</p>	<p>4312-06-04 3/8" Barb x 1/4" NPT Str.</p>	<p>4312-12-08 3/4" Barb x 1/2" NPT Str.</p>
<p>4300-12-12 3/4" Union</p>		<p>4312-06-06 3/8" Barb x 3/8" NPT Str.</p>	<p>4312-12-12 3/4" Barb x 3/4" NPT Str.</p>



Quality Hydraulics, LLC

Total Hydraulic & Industrial Solutions



2460 Commercial Blvd, State College, PA

(814) 954-5752

www.QHhoseshop.com



Refer to technical section for correct selection, installation, and usage of hose and fittings prior to service.



ShopHoseAndFittings.com

TOTAL HYDRAULIC & INDUSTRIAL SOLUTIONS
© 2026 Quality Hydraulics, LLC

(814) 954-5752
sales@QHhoseshop.com

2460 Commercial Blvd
State College, PA, 16801

PRODUCT CATALOG

QH HOSE SHOP



FIND WHAT YOU NEED. FAST & EASY. //

01



HYDRAULIC
ADAPTERS

02



HOSE CRIMPERS
AND EQUIPMENT

03



HYDRAULIC
HOSE & FITTINGS

04



BRASS
ADAPTERS

05



INDUSTRIAL HOSE,
FITTINGS, VALVES,
CLAMPS

06



QUICK DISCONNECT
FITTINGS

07



FASTENERS
AND HARDWARE

08



SHOP SUPPLIES,
METAL WORKING,
RIGGING



2460 COMMERCIAL BLVD
STATE COLLEGE, PA 16801



(814) 954-5752



SALES@QHHOESHOP.COM



WWW.QHHOESHOP.COM



**TOTAL HYDRAULIC &
INDUSTRIAL SOLUTIONS**

BRASS ADAPTERS CATALOG

/// 2026 EDITION ///



PREMIUM QUALITY PRODUCTS
Engineered for reliability and performance.



EXTENSIVE PRODUCT RANGE
Adapters, fittings, and accessories for any application.



FAST & RELIABLE SERVICE
Quick processing and on-time delivery you can count on.



EXPERT SUPPORT
Knowledgeable team ready to help you find the right solution.



2460 COMMERCIAL BLVD
STATE COLLEGE, PA 16801



(814) 954-5752



SALES@OHHOSESHOP.COM

VISIT US ONLINE: WWW.OHHOSESHOP.COM