

View on My Teaching Library @
<https://myteachinglibrary.com/product/3rd-grade-reading-vocabulary-complete/>

This product will give you an entire year (36 weeks) of worksheets to help 3rd grade students master over 800+ important reading words. Students that learn to read and understand these words consistently score higher on reading comprehension tests and will be ready to soar in 4th grade!

In addition to learning important 3rd grade level reading vocabulary, students will get plenty of practice in a variety of Language Arts skills such as identifying syllables and parts of speech, sentence writing, the use of punctuation and much more. This is a large unit – 450 pages and includes answer keys!

Reading Vocabulary

This 36 week workbook is to help students learn the most important reading vocabulary for 3rd grade. It is designed to **help students review and master over 800 reading vocabulary words** that should be mastered by the end of **3rd grade**. When students master these words, they will be ready to proceed to 4th grade!

During the first two weeks, only review words from 2nd grade are given. During these two weeks, there are worksheets from Monday-Friday. For weeks 3-36, worksheets are only for Monday-Thursday. It is suggested to orally test each student on Friday to ensure they know and can read each word.

Instructions:

- It is recommended to create a word wall or large list to display at the beginning of each week and to go over each word.
- Each week, provide the students with enough flashcard templates to create their own flashcards and that week's word list. Students are to write the week's words and cut out their own cards to keep and use throughout that week. You can have them do so daily or all at the same time. Also, as they get new words, have them keep the words they have already studied in a separate 'growing' pack from which they can review from time to time. You can also create and assign additional activities using their 'growing' pack for review if you choose to do so!
- There are two worksheets to give to students per day. These may be used for seat work, center work or homework.
- At the end of the week, have students read to you each word, either using the week's word list or from their flashcards.

Within this workbook, there are activities that will have students practicing a variety of Language Arts skills including create rhyming words, creating new words by adding or substituting one letter, identifying parts of speech, identification of vowel sounds, sentence writing, use of different forms of punctuation and other skills!

Supplemental Worksheets - At the end of this workbook are optional puzzle worksheets which will provide additional 'word work' for each week!

Preview only of
My Teaching Library's
complete 36 week
3rd Grade
Reading Vocabulary
36 Week
Workbook!

Name: _____

Weekly Reading Vocabulary

Monday	Tuesday	Wednesday	Thursday
rag	bet	ink	hog
crash	tent	zip	crop
trash	held	lift	October
half	else	built	honest
catch	health	silver	fought
matter	measure	busy	caught

Preview only of
My Teaching Library's
complete 36 week
3rd Grade
Reading Vocabulary
36 Week
Workbook!

Name: _____

Week 3

Monday

Part of Speech

Write each vocabulary word.

Give one part of speech that this word can be used as within a sentence.

If the word is a noun, tell if it is a common or proper noun.

Word	Part of Speech
1.	
2.	
3.	
4.	
5.	
6.	



Meanings

Choose two words. Illustrate the meaning of each.

Word:	Word:

Name: _____

Week 3

Monday

Writing

For each word, write a sentence using the word. Use at least 3 forms of punctuation within this exercise. Underline the vocabulary word in the sentence and circle the three different types of punctuation used.
For the last sentence, use at least two of this week's words!

1.

2.

3.

4.

5.

6.

7.

Preview only of
My Teaching Library's
complete 36 week
3rd Grade
Reading Vocabulary
36 Week
Workbook!

Name: _____

Week 3

Tuesday

Vowel Sound Identification

Write each vocabulary word. Say the word.
Circle the vowels. What is the first vowel sound?

Word	Vowel Sound
1.	
2.	
3.	
4.	
5.	
6.	



Meanings

Choose two words. Illustrate the meaning of each.

Word:	Word:

Tuesday

Writing

For each word, write a sentence using the word. Use at least 3 forms of punctuation within this exercise. Underline the vocabulary word in the sentence and circle the three different types of punctuation used.
For the last sentence, use at least two of this week's words!

1.

2.

3.

4.

5.

6.

7.

Preview only of
My Teaching Library's
complete 36 week
3rd Grade
Reading Vocabulary
36 Week
Workbook!

Name: _____

Week 3

Wednesday

Vowel Sound Identification

Write each vocabulary word. Say the word.
Circle the vowels. What is the first vowel sound?

Word	Vowel Sound
1.	
2.	
3.	
4.	
5.	
6.	



Meanings

Choose two words. Illustrate the meaning of each.

Word:	Word:

Name: _____

Week 3

Wednesday

Writing

For each word, write a sentence using the word. Use at least 3 forms of punctuation within this exercise. Underline the vocabulary word in the sentence and circle the three different types of punctuation used.
For the last sentence, use at least two of this week's words!

1.

2.

3.

4.

5.

6.

7.

Preview only of
My Teaching Library's
complete 36 week
3rd Grade
Reading Vocabulary
36 Week
Workbook!

Name: _____

Week 3

Thursday

Part of Speech

Write each vocabulary word.

Give one part of speech that this word can be used as within a sentence.

If the word is a noun, tell if it is a common or proper noun.

Word	Part of Speech
1.	
2.	
3.	
4.	
5.	
6.	



Meanings

Choose two words. Illustrate the meaning of each.

Word:	Word:

Name: _____

Week 3

Thursday

Writing

For each word, write a sentence using the word. Use at least 3 forms of punctuation within this exercise. Underline the vocabulary word in the sentence and circle the three different types of punctuation used. For the last sentence, use at least two of this week's words!

1.

2.

3.

4.

5.

6.

7.

Preview only of
My Teaching Library's
complete 36 week
3rd Grade
Reading Vocabulary
36 Week
Workbook!

Reading Vocabulary Daily Answer Keys

Week 3

Monday

Part of Speech
noun
noun, verb
noun, verb
noun, verb, adj, or adv
noun, verb
noun

Wednesday

Vowel Sound
short i
short i
short i
short i
short i
short

Tuesday


Vowel Sound
short e
short e
short e
short e
short e
short e

Thursday

Part of Speech
noun, verb
noun, verb
noun - proper, verb
adj
verb
verb

Name: _____

Word Work – Week 3



Complete all the activities.

The letters of the words below are jumbled. Figure out what the word is and write it on the blank line provided.


1. risevl _____
2. ooterbc _____
3. buys _____
4. flha _____
5. scrch _____
6. htgcaw _____
7. eles _____
8. hatsr _____
9. gar _____
10. ldeh _____
11. mretta _____
12. ızp _____
13. fhgout _____
14. nik _____
15. corp _____
16. tnte _____
17. hensot _____
18. ebt _____
19. sreudem _____

20. Beginning with the circled letter, find and mark the trail of letters which will form a vocabulary word. The path can wander up, down, left, right, and diagonally. Once you find the first word, the next word will begin with a letter next to the last letter of the first vocabulary word. Find the path of the 2nd vocabulary word. Continue doing this until you find 10 of your weekly words!

t	f	o	l	f	r	x	p	s	w
r	b	j	a	c	o	m	o	g	a
h	z	u	s	h	p	u	x	v	l
s	a	r	y	o	f	r	l	f	u
u	g	t	d	n	u	e	d	z	h
s	k	a	r	g	e	l	t	f	q
b	b	o	h	h	d	g	t	f	
g	n	m	i	t	c	l	h	s	a
t	y	c	q	b	r	h	i	m	m
a	p	s	q	f	r	a	s	f	t

Name: _____

Word Work – Week 3



Complete all the activities.

The letters of the words below are jumbled. Figure out what the word is and write it on the blank line provided.

1. risevl silver

11. mretta matter

2. ooterbc october

12. izp zip

3. buys busy

13. fhgout fought

4. flha half

14. nik ink

5. scrch crash

15. corp croop

6. htgcaw caught

16. tnte tent

7. eles else

17. hensot honest

8. hatsr trash


18. ebt bet

9. gar rag

19. sreudem measure

10. ldeh held

20. Beginning with the circled letter, find and mark the trail of letters which will form a vocabulary word. The path can wander up, down, left, right, and diagonally. Once you find the first word, the next word will begin with a letter next to the last letter of the first vocabulary word. Find the path of the 2nd vocabulary word. Continue doing this until you find 10 of your weekly words!



Name: _____

Weekly Reading Vocabulary

Monday	Tuesday	Wednesday	Thursday
telephone	lace	harm	fist
graph	officer	folder	risk
elephant	receive	terrific	skill
phrase	accident	report	split
photo	scene	scoring	swell
enough	experience	horseback	pump
dough	delicious	worried	limb

Preview only of
My Teaching Library's
complete 36 week
3rd Grade
Reading Vocabulary
36 Week
Workbook!

Name: _____

Week 28

Monday

Part of Speech

Write each vocabulary word.

Give one part of speech that this word can be used as within a sentence.

Word	Part of Speech
1.	
2.	
3.	
4.	
5.	
6.	
7.	

Meanings

Choose two words. Illustrate the meaning of each.

Word:	Word:

Monday

Writing

For each word, write a sentence using the word. Use at least 3 forms of punctuation within this exercise. Underline the vocabulary word in the sentence and circle the three different types of punctuation used.

1.

2.

3.

4.

5.

6.

7.

Preview only of
My Teaching Library's
complete 36 week
3rd Grade
Reading Vocabulary
36 Week
Workbook!

Name: _____

Week 28

Tuesday

Dividing Syllables

Write each vocabulary word. Then, write it again in the next column but this time, place a slash (/) between syllables.

Word	Divided into Syllables
1.	
2.	
3.	
4.	
5.	
6.	
7.	

Meanings

Choose two words. Illustrate the meaning of each.

Word:	Word:

Tuesday

Writing

For each word, write a sentence using the word. Use at least 3 forms of punctuation within this exercise. Underline the vocabulary word in the sentence and circle the three different types of punctuation used.

1.

2.

3.

4.

5.

6.

7.

Preview only of
My Teaching Library's
complete 36 week
3rd Grade
Reading Vocabulary
36 Week
Workbook!

Name: _____

Week 28

Wednesday

Syllables

Write each vocabulary word. Say the word.
Then, write how many syllables are in each word.

Word	Number of Syllables
1.	
2.	
3.	
4.	
5.	
6.	
7.	

Meanings

Choose two words. Illustrate the meaning of each.

Word:	Word:

Wednesday**Writing**

For each word, write a sentence using the word. Use at least 3 forms of punctuation within this exercise. Underline the vocabulary word in the sentence and circle the three different types of punctuation used.

1.

2.

3.

4.

5.

6.

7.

Preview only of
My Teaching Library's
complete 36 week
3rd Grade
Reading Vocabulary
36 Week
Workbook!

Name: _____

Week 28

Thursday

Vowel Sound Identification

Write each vocabulary word. Say the word.
Circle the vowels. What is the first vowel sound?

Word	Vowel Sound
1.	
2.	
3.	
4.	
5.	
6.	
7.	

Meanings

Choose two words. Illustrate the meaning of each.

Word:	Word:

Thursday

Writing

For each word, write a sentence using the word. Use at least 3 forms of punctuation within this exercise. Underline the vocabulary word in the sentence and circle the three different types of punctuation used.

1.

2.

3.

4.

5.

6.

7.

Preview only of
My Teaching Library's
complete 36 week
3rd Grade
Reading Vocabulary
36 Week
Workbook!

Reading Vocabulary Daily Answer Keys

Week 28

Monday

Part of Speech
noun, verb
noun, verb
noun
noun, verb
noun
adj, pronoun, adv, interj
noun

Wednesday

of Syllables
1
2
3
2
2
2
2

Tuesday


Dividing Syllables
lace
of·fi·cer
re·ceive
ac·ci·dent
scene
ex·pe·ri·ence
de·li·cious

Thursday

Vowel Sound
short i
short i
short i
short i
short e
short u
short i

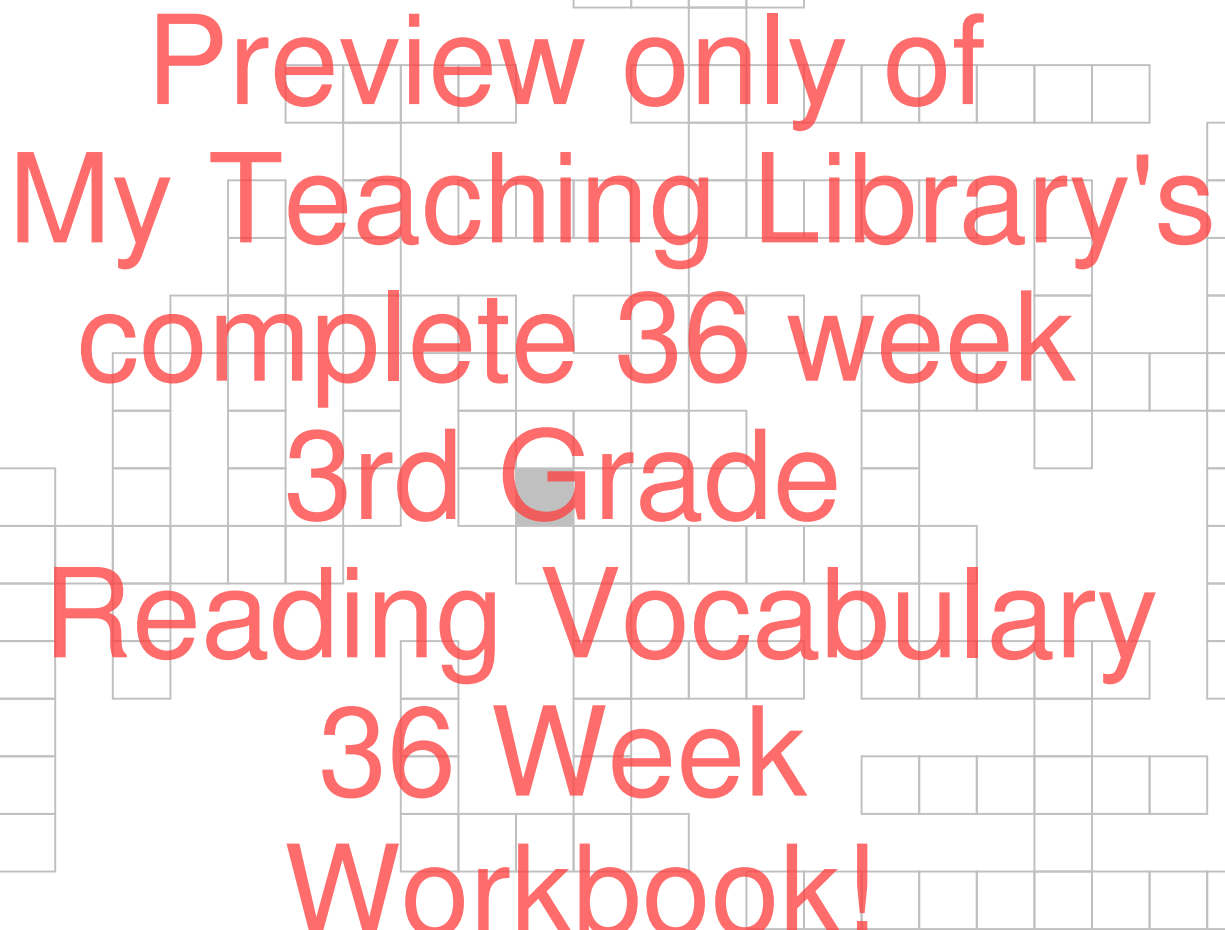
Name: _____

Word Work – Week 28



Complete.

- Below the blank puzzle grid is a list of words. Place the words in the correct place on the grid. Tip: Start with letter sizes that have the fewest words. So if there are only 2 words with 7 letters and 5 words with 4 letters, try placing the 7 letter words first.



Preview only of My Teaching Library's complete 36 week 3rd Grade Reading Vocabulary 36 Week Workbook!

4 Letters

risk
harm
lace
pump
limb
fist

5 Letters

swell
photo
skill
dough
graph
split
scene

6 Letters

folder
enough
phrase
report

7 Letters

scoring
worried

receive
officer

8 Letters

elephant
terrific
accident

9 Letters


horseback
delicious
telephone

10 Letters

experience

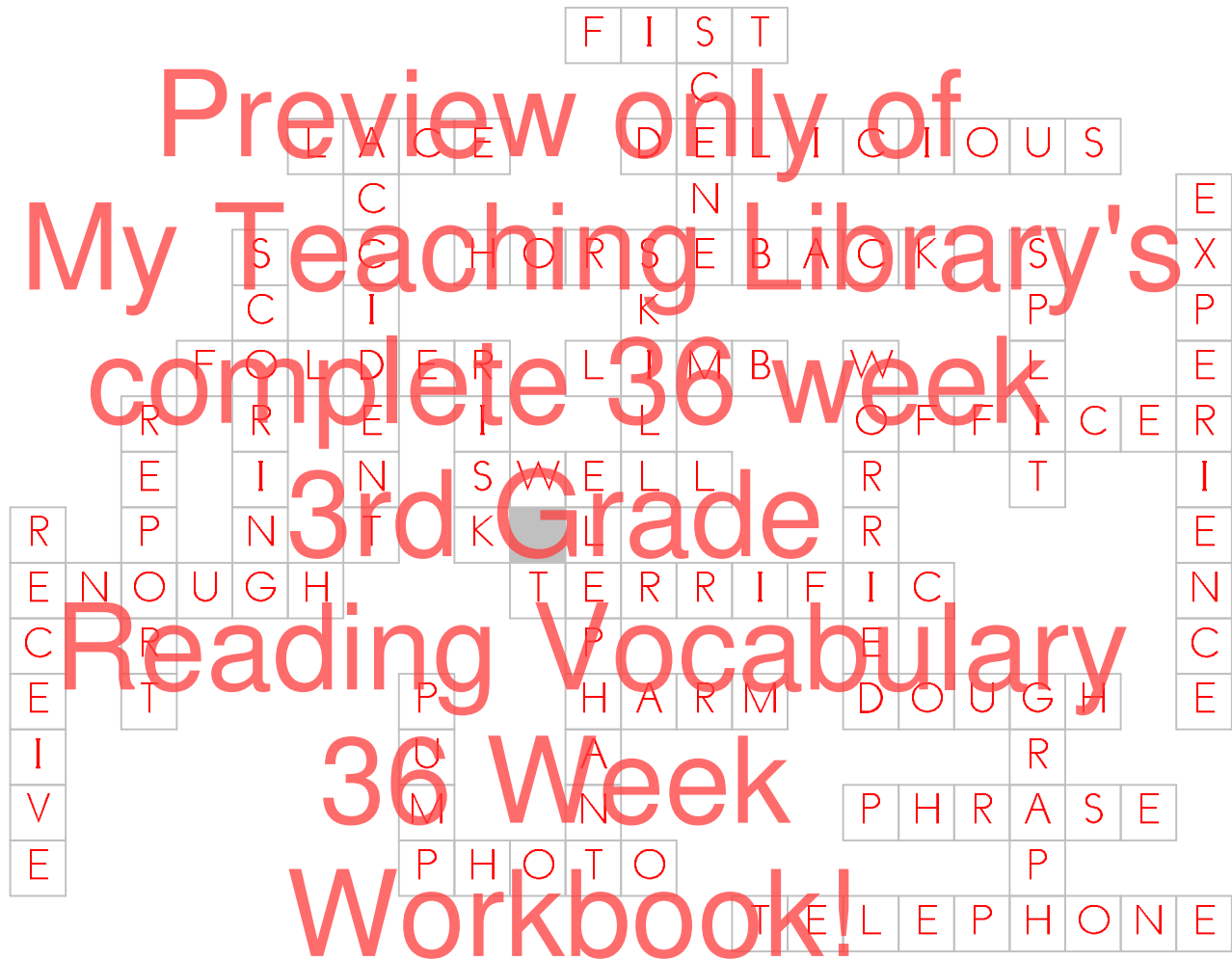
Name: _____

Word Work – Week 28



Complete.

- Below the blank puzzle grid is a list of words. Place the words in the correct place on the grid. Tip: Start with letter sizes that have the fewest words. So if there are only 2 words with 7 letters and 5 words with 4 letters, try placing the 7 letter words first.



4 Letters

risk
harm
lace
pump
limb
fist

5 Letters

swell
photo
skill
dough
graph
split
scene

6 Letters

folder
enough
phrase
report

7 Letters

scoring
worried

receive
officer

8 Letters

elephant
terrific
accident

9 Letters

horseback
delicious
telephone

10 Letters

experience