

Reading Vocabulary

This 36 week workbook is to help students learn the most important reading vocabulary for 2nd grade. It is designed to **help students review and master all 958 reading vocabulary words** that should be mastered by the end of **2nd grade**. When students master these words, they will be ready to proceed to 3rd grade!

During the first two weeks, only review words from 1st grade are given. During these two weeks, there are worksheets from Monday-Friday. For weeks 3-36, worksheets are only for Monday-Thursday. It is suggested to orally test each student on Friday to ensure they know and can read each word.

Instructions:

- It is recommended to create a word wall or large list to display at the beginning of each week and to go over each word.
- Each week, provide the students with enough flashcard templates to create their own flashcards and that week's word list. Students are to write the week's words and cut out their own cards to keep and use throughout that week. You can have them do so daily or all at the same time. Also, as they get new words, have them keep the words they have already studied in a separate 'growing' pack from which they can review from time to time. You can also create and assign additional activities using their 'growing' pack for review if you choose to do so.
- There are two worksheets to give to students per day. These may be used for seat work, center work or homework.
- At the end of the week, have students read to you each word, either using the week's word list or from their flashcards.

Suggested teaching activities:

- Call attention to words you may know students are struggling with in the course of the day as words are encountered in text throughout all subjects.
- Use the supplemental worksheets (as you choose) for not only practice with the words but also for students to learn and practice additional Language Arts skills.

Please note: There are a few words that are repeated within the year. This is because these words may pose more difficulty or occur more frequently within 2nd grade text.



Preview of the
- 338 page -
- 36 Week -
- 2nd Grade -
Reading Vocabulary
Workbook from
My Teaching Library!



Name: _____

Weekly Reading Vocabulary List

Monday	Tuesday	Wednesday	Thursday	Friday
am	red	if	got	up
and	get	it	top	us
ran	yes	his	off	run
has	wet	will	long	jump
that	went	with	rock	just
flag	best	this	drop	such
can't	never	wish	wrong	thumb

Preview of the
- 338 page -
- 36 Week -
- 2nd Grade -
Reading Vocabulary
Workbook from
My Teaching Library!

Name: _____

Week 1

Monday

ABC Order - Write the words in alphabetical order.

am
and
ran
has
that
flag
can't

1. _____
2. _____
3. _____
4. _____
5. _____
6. _____
7. _____

Circle the vowels
in the word list
above.

Letter Soup - Write a vocabulary word using the scrambled letters.

hatt
dna
sha
t'can

ma
anr
galf

Name: _____

Week 1

Monday

Write a sentence for each word. Circle the word.

1.

2.

3.

4.

5.

6.

7.

Name: _____

Week 1

Tuesday

ABC Order - Write the words in alphabetical order.

red

get

yes

wet

went

best

never

1. _____

2. _____

3. _____

4. _____

5. _____

6. _____

7. _____

Circle the vowels
in the word list
above.

Letter Soup - Write a vocabulary word using the scrambled letters.

end

tnew

eyes

bset

etw

egt

eevnr

Name: _____

Week 1

Tuesday

Write a sentence for each word. Circle the word.

1.

2.

3.

4.

5.

6.

7.

Name: _____

Week 1

Wednesday

ABC Order - Write the words in alphabetical order.

if
it

his
will

with
this
wish

1. _____

2. _____

3. _____

4. _____

5. _____

6. _____

7. _____

Circle the vowels
in the word list
above.

Letter Soup - Write a vocabulary word using the scrambled letters.

lhs

shti

wshi

ti

fi

wlli

htiw

Name: _____

Week 1

Wednesday

Write a sentence for each word. Circle the word.

1.

2.

3.

4.

5.

6.

7.

Name: _____

Week 1

Thursday

ABC Order - Write the words in alphabetical order.

got

top

off

long

rock

drop

wrong

1. _____

2. _____

3. _____

4. _____

5. _____

6. _____

7. _____

Circle the vowels
in the word list
above.

Letter Soup - Write a vocabulary word using the scrambled letters.

ffo

ognl

krco

pot

prod

orwng

ogt

Name: _____

Week 1

Thursday

Write a sentence for each word. Circle the word.

1.

2.

3.

4.

5.

6.

7.

Name: _____

Week 1

Friday

ABC Order - Write the words in alphabetical order.

up
us

run
jump

just
such

thumb

Circle the vowels
in the word list
above.

1. _____

2. _____

3. _____

4. _____

5. _____

6. _____

7. _____

Letter Soup - Write a vocabulary word using the scrambled letters.

nru

pu

stuj

btmhu

su

pujm

hous

Name: _____

Week 1

Friday

Write a sentence for each word. Circle the word.

1.

2.

3.

4.

5.

6.

7.

Name: _____

Weekly Reading Vocabulary List

Monday	Tuesday	Wednesday	Thursday
wave	sing	right	body
dime	king	light	happy
bone	bring	night	carry
rope	swing	tight	penny
wide	thing	height	ready
sure	giving	high	cry

Preview of the
- 338 page -
- 36 Week -
- 2nd Grade -
Reading Vocabulary
Workbook from
My Teaching Library!

Monday

ABC Order - Write the words in alphabetical order.

wave

dime

bone

rope

wide

sure

1. _____

2. _____

3. _____

4. _____

5. _____

6. _____

Circle the vowels
in the word list
above.

Letter Soup - Write a vocabulary word using the scrambled letters.

oneb

eavw

uers

oper

edwi

mdei



What word represents the picture?

Name: _____

Week 7

Monday

Write a sentence for each word. Circle the word.

1.

2.

3.

4.

5.

6.

Do you notice any connection between today's words? Perhaps a specific vowel sound or combination of letters? Anything at all? If so, what do you notice?

Name: _____

Week 7

Tuesday

ABC Order - Write the words in alphabetical order.

sing

king

bring

swing

thing

giving

1. _____

2. _____

3. _____

4. _____

5. _____

6. _____

Circle the vowels
in the word list
above.

Letter Soup - Write a vocabulary word using the scrambled letters.

grinb

inght

ingk

gnis

ngwsi

ggvnii

What word represents the picture?



Name: _____

Week 7

Tuesday

Write a sentence for each word. Circle the word.

1.

2.

3.

4.

5.

6.

Do you notice any connection between today's words? Perhaps a specific vowel sound or combination of letters? Anything at all? If so, what do you notice?

Wednesday

ABC Order - Write the words in alphabetical order.

right

light

night

tight

height

high

2.

3.

4.

5.

6.

Circle the vowels
in the word list
above.

Letter Soup - Write a vocabulary word using the scrambled letters.

thrigh

ghthi

hgethi

ttghi

thgil

hhgi



What word represents the picture?

Name: _____

Week 7

Wednesday

Write a sentence for each word. Circle the word.

1.

Review of the

338 page -

36 Week -

2nd Grade -

Reading Vocabulary

Workbook from

My Teaching Library!

Do you notice any connection between today's words? Perhaps a specific vowel sound or combination of letters? Anything at all? If so, what do you notice?

Thursday

ABC Order - Write the words in alphabetical order.

body

happy

carry

penny

ready

cry

1. _____

2. _____

3. _____

4. _____

5. _____

6. _____

Circle the vowels
in the word list
above.

Letter Soup - Write a vocabulary word using the scrambled letters.

nyrca

aerdy

dybo

ppych

ycr

nenpy



What word represents the picture?

Name: _____

Week 7

Thursday

Write a sentence for each word. Circle the word.

1.

Review of the

338 page -

36 Week -

2nd Grade -

Reading Vocabulary

Workbook from

My Teaching Library!

Do you notice any connection between today's words? Perhaps a specific vowel sound or combination of letters? Anything at all? If so, what do you notice?

Name: _____

Weekly Reading Vocabulary List

Monday	Tuesday	Wednesday	Thursday
gate	able	caught	oil
sale	candle	taught	coil
date	handle	law	soil
hide	bicycle	lawn	soy
plane	example	crawled	enjoy
above	double	thought	poison

Preview of the
- 338 page -
- 36 Week -
- 2nd Grade -
Reading Vocabulary
Workbook from
My Teaching Library!

Monday

ABC Order - Write the words in alphabetical order.

gate

sale

date

hide

plane

above

1. _____

2. _____

3. _____

4. _____

5. _____

6. _____

Circle the vowels
in the word list
above.

Letter Soup - Write a vocabulary word using the scrambled letters.

edhi

eanpl

eatg

eals

ated

eovba

The opposite of under is...

Name: _____

Week 16

Monday

Write a sentence for each word. Circle the word.

1.

2.

3.

4.

5.

6.

Do you notice any connection between today's words? Perhaps a specific vowel sound or combination of letters? Anything at all? If so, what do you notice?

Tuesday

ABC Order - Write the words in alphabetical order.

able

candle

handle

bicycle

example

double

1. _____

2. _____

3. _____

4. _____

5. _____

Circle the vowels
in the word list
above.

Letter Soup - Write a vocabulary word using the scrambled letters.

eldnac


elcycib

elbuod

elba

eldnah

elpmaxe



What word represents the picture?

Name: _____

Week 16

Tuesday

Write a sentence for each word. Circle the word.

1.

2.

3.

4.

5.

6.

Do you notice any connection between today's words? Perhaps a specific vowel sound or combination of letters? Anything at all? If so, what do you notice?

Wednesday

ABC Order - Write the words in alphabetical order.

caught

taught

law

lawn

crawled

thought

1. _____

2. _____

3. _____

4. _____

5. _____

6. _____

Circle the vowels
in the word list
above.

Letter Soup - Write a vocabulary word using the scrambled letters.

ghtaut

wla

weldacr

wlan

ghtauc

ghtthou

What word represents the picture?



Name: _____

Week 16

Wednesday

Write a sentence for each word. Circle the word.

1.

2.

3.

4.

5.

6.

Do you notice any connection between today's words? Perhaps a specific vowel sound or combination of letters? Anything at all? If so, what do you notice?

Thursday

ABC Order - Write the words in alphabetical order.

oil

coil

soil

soy

enjoy

poison

1. _____

2. _____

3. _____

4. _____

5. _____

Circle the vowels
in the word list
above.

Letter Soup - Write a vocabulary word using the scrambled letters.

lios

lioc

yojen

yos

lio

soniop



What word represents the picture?

Name: _____

Week 16

Thursday

Write a sentence for each word. Circle the word.

1.

Review of the

338 page -

36 Week -

2nd Grade -

Reading Vocabulary

Workbook from

My Teaching Library!

Do you notice any connection between today's words? Perhaps a specific vowel sound or combination of letters? Anything at all? If so, what do you notice?

Name: _____

Weekly Reading Vocabulary List

Monday	Tuesday	Wednesday	Thursday
stamp	born	rice	latest
shed	sore	raced	slowest
shelf	cord	science	quickest
pill	horn	exercise	happiest
spin	shore	necessary	nearest
grip	important	excited	toughest
mind	toward	climb	honest

Preview of the
- 338 page -
- 36 Week -
- 2nd Grade -
Reading Vocabulary
Workbook from
My Teaching Library!

Monday

ABC Order - Write the words in alphabetical order.

stamp

shed

shelf

pill

spin

grip

mind

1. _____

2. _____

3. _____

4. _____

5. _____

6. _____

7. _____

Circle the vowels
in the word list
above.

Letter Soup - Write a vocabulary word using the scrambled letters.

dmni

ping

mpsta

npsi

dhse

flshe

lpli



What word represents the picture?

Name: _____

Week 36

Monday

Write a sentence for each word. Circle the word.

1.

2.

3.

4.

5.

6.

7.

Tuesday

ABC Order - Write the words in alphabetical order.

born

sore

cord

horn

shore

important

toward

1. _____

2. _____

3. _____

4. _____

5. _____

6. _____

7. _____

Circle the vowels
in the word list
above.

Letter Soup - Write a vocabulary word using the scrambled letters.

erosh

thatropmi

nroh


rdco

drwaot

roes

ronb

What word represents the picture?



Name: _____

Week 36

Tuesday

Write a sentence for each word. Circle the word.

1.

2.

3.

4.

5.

6.

7.

Wednesday

ABC Order - Write the words in alphabetical order.

rice

raced

science

exercise

necessary

excited

climb

1. _____

2. _____

3. _____

4. _____

5. _____

6. _____

7. _____

Circle the vowels
in the word list
above.

Letter Soup - Write a vocabulary word using the scrambled letters.

decar

bmicl

decitxe

ryassecen

esicreex

ecnecsi

ecir



What word represents the picture?

Name: _____

Week 36

Wednesday

Write a sentence for each word. Circle the word.

1.

2.

3.

4.

5.

6.

7.

Thursday

ABC Order - Write the words in alphabetical order.

latest
slowestquickest
happiestnearest
toughest

honest

1. _____

2. _____

3. _____

4. _____

5. _____

6. _____

7. _____

Circle the vowels
in the word list
above.

Letter Soup - Write a vocabulary word using the scrambled letters.

estckiqu

estnch


esttal

estippha

estghout

estrean

estwols



What word represents the picture?



Name: _____

Week 36

Thursday

Write a sentence for each word. Circle the word.

1.

2.

3.

4.

5.

6.

7.


Name: _____

Week: _____

How Many Syllables?

Say each vocabulary word. How many syllables do you hear?
Write the word in the column that shows how many syllables are in it.

1 Syllable	2 Syllables	3 Syllables



Name: _____

Week: _____

Drawing Meanings

Choose four of this week's vocabulary words.

Write each word and then draw a picture to represent the word.

Preview of the
- 338 page -
- 36 Week -
- 2nd Grade -
Reading Vocabulary
Workbook from
My Teaching Library!

Word: _____

Word: _____

Name: _____

Week: _____

Write A Story

Write a story using at least 10 of this week's vocabulary words.

Circle the vocabulary words in your story.

Preview of the

- 338 page -

- 36 Week -

- 2nd Grade -

Reading Vocabulary

Workbook from

My Teaching Library!

Name: _____

Week: _____

Write A Story

Write a story using at least 10 of this week's vocabulary words.

Circle the vocabulary words in your story.

Preview of the

- 338 page -

- 36 Week -

- 2nd Grade -

Reading Vocabulary

Workbook from

My Teaching Library!

Name: _____



Parts of Speech 2



Select and write any 8 words from this week's reading vocabulary list. Then, next to it, write one part of speech that it can be classified as within a sentence.

noun

pronoun

article

verb

adjective

adverb

conjunction

interjection

1.

2.

3.

4.

5.

6.

7.

8.

Name: _____



Parts of Speech I



Select and write any 8 words from this week's reading vocabulary list. Then, next to it, write one part of speech that it can be classified as within a sentence.

noun
adjective

pronoun
adverb

verb
conjunction

1.

2.

3.

4.

5.

6.

7.

8.

Name: _____

Writing Poetry

Write a poem using at least 5 of this week's vocabulary words. Circle each word the first time you use it in your poem!

Title: _____

Preview of the
- 338 page -
- 36 Week -
- 2nd Grade -
Reading Vocabulary
Workbook from
My Teaching Library!