




NATIONWIDE

LANDSCAPING SUPPLIES

A photograph of a stone and timber building with a cobblestone driveway and a stone wall. The building has a gabled roof with a skylight and a window. The driveway is paved with cobblestones in a circular pattern. A stone wall is visible on the right side of the driveway. The background shows trees and a clear sky.

WELCOME to Nationwide Landscaping Supplies, your premier destination for quality landscaping products.

Elevate your outdoor space with our exquisite selection of natural stone and porcelain paving solutions along with our wonderful composite decking, fencing and cladding offering.

From rustic charm to contemporary elegance, we have everything you need to transform your landscape into a masterpiece.

Explore our brochure to discover the endless possibilities for creating stunning outdoor environments.

Whatever your landscaping and garden needs, we are confident we will be able to supply you with the finest products available and even if you do not see the item(s) you would like, please do not hesitate to contact us as we offer a free sourcing service to fulfil your requirements.

“WE PROMISE TO LEAVE NO STONE UNTURNED IN OUR SEARCH FOR EXCELLENCE.”

Jeremy James
Director



Contents

Welcome	2
Natural Stone v Porcelain	6
Natural Stone Paving	8
Tumbled & Honed	26
Circles & Setts	28
Porcelain	30
Granite Setts	50
Composite	52
Decking	
Cladding	
Fencing	
Artificial Grass	58
Wheelbarrows	60
Accessories	62
Teak Furniture	64
Specimen Trees	65
Oversize Potts	66
Laying/Installation Guide	68
General Guidance	69
Notes	71

Contact details

Disclaimer: Images throughout this brochure are for information and guidance purposes only and variations in colour, texture, size and markings are inherent characteristics of natural stone.

Granite Setts | Page 50

Our Partners

We have built and developed a fantastic relationship with our wonderful product partners over many years in the industry.

There is great synergy between our chosen suppliers with a common theme of not only delivering a superior, value for money product but also doing so in the most environmentally way possible.

Whether it's implementing sustainable practices, using eco-friendly materials or ensuring ethical labour principles we will continually strive to find the best solutions to play our role in promoting and fostering a greener economy.





Natural Stone versus Porcelain:

Choosing the perfect material for your landscaping project can be a tough decision. While natural stone exudes timeless elegance and authenticity, porcelain offers durability and versatility. The beauty of natural stone is enhanced by the colour variations they bring and it's important to understand and embrace the range of tones whereas porcelain, being a manufactured product, offers up a greater consistency of colour.

Continue reading to explore the distinctive characteristics of each material and find the ideal option to elevate your outdoor space.



Porcelain

Porcelain offers a host of compelling characteristics, making it a popular choice for landscaping projects:

- 1. Uniform Appearance:** Porcelain tiles are manufactured with precision, providing a consistent colour, texture, and pattern across each piece, offering a sleek and contemporary aesthetic.
- 2. Strength and Durability:** Engineered to withstand heavy foot traffic, extreme weather conditions, and fading, porcelain is exceptionally durable, making it an ideal choice for outdoor applications.
- 3. Low Maintenance:** Porcelain requires minimal upkeep, as it is resistant to stains, scratches, and mold growth, making it easy to clean and maintain its pristine appearance over time.
- 4. Versatility:** Available in a wide range of sizes, shapes, and finishes, porcelain offers versatility for various landscaping designs, from sleek modern settings to traditional or rustic themes.
- 5. Slip Resistance:** Many porcelain tiles feature textured surfaces or anti-slip coatings, providing excellent traction even when wet, making them suitable for patios, pool decks, and other outdoor areas.
- 6. Heat Resistance:** Porcelain maintains a comfortable temperature underfoot, remaining cool in hot weather and reducing the risk of burns, ideal for barefoot enjoyment in outdoor living spaces.
- 7. Fade Resistance:** Porcelain's colour and finish are highly resistant to fading from UV exposure, ensuring long-lasting beauty and vibrancy even in sunny climates.

Discover the versatility and elegance of porcelain for your landscaping needs by exploring our wide selection.



Natural Stone

Natural stone boasts a myriad of captivating characteristics, making it a popular choice for landscaping projects:

- 1. Unique Appearance:** Each piece of natural stone is one-of-a-kind, featuring distinct colours, textures, and patterns shaped by nature's artistry.
- 2. Timeless Elegance:** With a history spanning centuries, natural stone exudes timeless beauty and sophistication, adding a touch of class to any outdoor setting.
- 3. Durability:** Resilient to weathering and wear, natural stone is built to withstand the elements, ensuring longevity and minimal maintenance requirements.
- 4. Versatility:** From flagstone pathways to retaining walls and beyond, natural stone offers endless possibilities for creative landscaping designs, adapting effortlessly to a variety of styles and themes.
- 5. Environmentally Friendly:** Harvested from the earth's crust, natural stone is a sustainable choice, with minimal environmental impact compared to synthetic alternatives.
- 6. Heat Resistance:** Natural stone remains cool to the touch even in hot weather, providing a comfortable surface for outdoor living areas such as patios and pool decks.
- 7. Increased Property Value:** Adding natural stone elements to your landscape can significantly enhance curb appeal and property value, making it a wise investment for homeowners.

Experience the unparalleled beauty and durability of natural stone first-hand by exploring our wide selection.

Natural Stone

Our fabulous range of natural stone paving is calibrated to 22mm (18mm is also available in most colours) and has hand cut edges along with a riven surface.

	Patio Packs 18.9m ² 900x600 (16 Pieces) 600x600 (16 Pieces) 600x290 (16 Pieces) 290x290 (12 Pieces)	Single Size 900x600 18.9m ² (35 Pieces)	Single Size 600x600 18.36m ² (51 Pieces)
Autumn Brown (Sandstone)	✓	✓	✓
Black Lime (Limestone)	✓	✓	✗
Buff (Sandstone)	✓	✓	✗
Kandla Grey (Sandstone)	✓	✓	✓
Kotah Blue (Limestone)	✓	✓	✗
Fossil Mint (Sandstone)	✓	✓	✗
Rippon Buff (Sandstone)	✓	✓	✗
Raj (Sandstone)	✓	✓	✓




Natural Stone | Black Limestone



Natural Stone | Buff Sandstone



Natural Stone | Kandla Grey




Natural Stone | Raj



Natural Stone | Fossil Mint



Natural Stone | Kotah Blue



Natural Stone | Rippon Buff




Natural Stone | Autumn Brown





Natural Stone





Natural Stone
Kandla Grey dry



Natural Stone
Kandla Grey wet






Natural Stone
Kandla Grey






Natural Stone
Raj



Natural Stone
Raj wet



Natural Stone
Raj dry



Natural Stone
Rippon dry



Natural Stone
Rippon wet





Natural Stone
Rippon wet






Natural Stone
Fossil Mint wet



Natural Stone
Fossil Mint dry



Natural Stone
Fossil Mint wet






Natural Stone
Autumn Brown





Natural Stone
Black Limestone



Natural Stone
Black Limestone



Natural Stone
Black Limestone



Natural Stone
Kotah Blue Limestone wet



Natural Stone
Kotah Blue Limestone dry





Natural Stone
Kotah Blue Limestone wet



Tumbled

A tumbled stone has been placed into a machine similar to a large cement mixer and put through a cycle of being beaten by small beads. This leaves the stone with a beautiful aged and weathered look as well as being softer to touch.



Grey Tumbled




Fossil Buff Tumbled



Raj Tumbled

Honed

All 6 sides of this stone will have been sawn followed by another mechanical process which gives it the stylish smooth finish.





Circles

Circles often provide the focal point in any garden layout and we are pleased to be able to offer various colours in a range of sizes. Please call us for further details.



Kandla Grey

Mint

Setts

The setts we offer are available in uncalibrated 100x100mm and 200x100mm sizes and in the following colours: black lime, raj, grey, buff and mint.



Porcelain

Our porcelain paving is 20mm thick and is manufactured with an R11 Anti-slip finish making it suitable for all outdoor areas, indoor areas and swimming pool surrounds.

	Patio Packs 18.9m2 900x600 (18 Pieces) 600x600 (9 Pieces) 600x290 (6 Pieces) 290x290 (6 Pieces)	Single Size 900x600 21.6m2 (40 Pieces)
Buff	✓	✓
Coastal Cream	✗	✓
Dark Anthracite	✗	✓
Kandla Grey	✓	✓
Misty Grey	✗	✓
Pearl White	✗	✓
Raj	✓	✓
Rustic Slate	✗	✓
Pebble Grey	✗	✓



Porcelain | Pebble Grey



Porcelain | Coastal Cream




Porcelain | Pearl White



Porcelain | Dark Anthracite



Porcelain | Kandla Grey



Porcelain | Rustic Slate



Porcelain | Buff



Porcelain | Raj



Porcelain | Misty Grey






Porcelain
Buff wet

Porcelain



Porcelain
Buff dry




Porcelain
Buff dry



Porcelain
Coastal Cream wet



Porcelain
Coastal Cream dry






Porcelain
Coastal Cream






Porcelain
Dark Anthracite wet



Porcelain
Dark Anthracite dry




Porcelain
Dark Anthracite dry





Porcelain
Kandla Grey dry





Porcelain
Misty Grey dry



Porcelain
Misty Grey wet




Porcelain
Misty Grey dry



Porcelain
Pearl White dry



Porcelain
Pearl White dry






Porcelain
Pearl White dry





Porcelain
Pebble Grey dry



Porcelain
Pebble Grey wet



Porcelain
Pebble Grey dry






Porcelain
Raj dry





Porcelain
Rustic Slate wet



Porcelain
Rustic Slate wet



Porcelain
Rustic Slate dry

Granite Setts

Granite setts are stunning, small, rectangular stones often used in paving for driveways, paths, and patios.

Granite is durable, weather-resistant, and offers a natural, rustic look and is an ideal choice due to its strength and durability. We provide various colours and finishes to suit different design preferences. They're known for their longevity and low maintenance requirements, making them a popular choice for outdoor landscaping projects.

We can offer Naturally Split, Tumbled, Oversized and Kerbing products in a variety of colours.





Granite Setts | Black



Granite Setts | Light Grey



Tumbled | Rose



Tumbled | Light Grey



Tumbled | Golden Brown



Tumbled | Black



NS | Black



NS | Light Grey



NS | Mid Grey



Tumbled | Golden Brown



NS | Golden Brown



Tumbled | Golden Brown



Tumbled | Black



Tumbled | Light Grey



NS | Rose



NS | Medium Grey



NS | Light Grey



NS | Black

*NS - Natural Split



Composite Decking

Our Woodgrain Composite Decking is the UK's most popular Composite Decking board. This board is a great mid-range decking that you will love for both its quality and price point.

Composite Decking is a long-lasting rot-proof slip resistant surface, that offers a great combined contemporary and traditional style to any garden.

This 3.6m Composite Deck Board is also available as a 5m board if you require a sleeker contemporary look over a larger expanse. It can be installed using its contemporary woodgrain side, or reversed to show its grooved side, for a more traditional look.

This modern board will compliment any garden space and with our colour range it especially blends in with the property's features including windows and doors.



Graphite Elegance



Mixed Fittings



Ash Grey Elegance



Slate Elegance



Oak Elegance

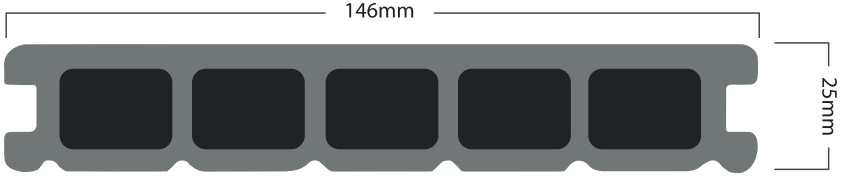


Maple Elegance

Our Decking Range has been closely chosen with our other Composite Products to enable you to build maintenance-free gardens with a matching theme. Why not use this in a garden along with the matching cladding and fencing system?

The range is available in the following colours:

- Anthracite
- Ash Grey
- Slate
- Graphite
- Charcoal
- Oak
- Teak
- Maple

Specifications	
Board Coverage	0.52m ²
Board Finish	Deep Embossed Woodgrain Effect
Fire Rating	B
Material Detail	Hard wood fibres, HDPE, antioxidant & UV - inhibitors & colour
Max Load	350kg
Slip Rating	R11
Material	35% HDPE+55% Wood+10% Additives
Cross Section	
Board Length (mm)	3600
Board Width (mm)	146



Cladding | Anthracite click clad

Cladding

The Cladding Range is the perfect product to modernise your home or transform your outdoor shed, building or garden room.

The range has a simple installation method without the need for fixings. Simply screw into place and clip in your next board. This unique system offers a speedy installation and a solid structure that will stand the test of time.

Simply batten out your existing building, using 300mm-400mm centres, with either wooden roofing battens or our specialist alternatives.

Our Cladding has been closely chosen with our other Composite Products to enable you to build maintenance-free gardens with a matching theme. Why not use this in a garden along with the matching decking and fencing.



Slatted | Stone Grey



Click Clad | Charcoal



Slatted | Natural Oak



Click Clad | Slate



Slatted | Misty Wood



Click Clad | Maple



The range is available in the following colours:

- Anthracite
- Charcoal
- Maple
- Oak
- Slate

Specifications	
Board Width (Exposed)	140
Material Detail	Hard wood fibres, HDPE, antioxidant & UV - inhibitors & colour
Tongue Width (mm)	10
Material	35% HDPE+55% Wood+10% Additives
Finish	Deep Embossed Woodgrain Effect
Cross Section	
Board Length (mm)	3600
Board Thickness (mm)	21



Fencing

Our fencing is the UK's most versatile Composite Fencing System.

It is an adaptable fencing system, that your customers will love for both its quality and optional design features.

Composite fencing is a long-lasting rot-proof low maintenance fencing option, that offers a great combined contemporary and traditional style to any garden. Our composite boards are great for creating a secure modern perimeter fence, with a sleek polished finish.

Our Fence Boards measure 1830mm x 160mm x 20mm and conveniently join with a tongue and groove system. This interlocking fencing system makes the fencing bay incredibly resilient and protects against damage. The hardwearing material has a double sided, deep embossed woodgrain effect, giving you an attractive fence on both sides!



Alu Insert | Anthracite



VFB | Oak



Alu Insert | Maple



VFB | Anthracite



Alu Insert | Oak



VFB | Charcoal

The innovative system allows our Composite Fence Boards to be used solely as replacement boards into pre-fitted concrete post, using our specialist inserts or caps or as part of a newly constructed fence, with our Steel Posts.

Our Boards are available in the following colours:

- Slate
- Oak
- Charcoal
- Anthracite
- Maple

Our Range has been closely chosen with our other composite products to enable you to build maintenance-free gardens with a matching theme.



Specifications	
Board Finish	Deep Embossed Woodgrain
Board Width (Exposed)	150
Material Detail	35% High Density Polyethylene 55% Wood Fibre 10% Additives
Material	Composite
Board Length (mm)	1830
Board Width (mm)	160

Artificial Grass

Choosing the right artificial grass can be daunting with so many different options on the market however we have selected what we feel is a manageable offering of high-quality artificial grass that covers the key requirements at sensible prices, which are all available in 4 and 5m width rolls.

Crafted for the “budget is paramount” client, Windemere 28 is your go-to choice for an everyday, reliable artificial grass solution. At 28mm, it strikes the perfect balance between durability and aesthetics, making it an ideal companion for high-volume trade projects.

Elevate your landscaping game with Coniston 30, designed specifically for the discerning trade professional, this is our most popular product with outstanding bang for your buck! With a lush 30mm pile height, this artificial grass offers great quality while maintaining practicality. Perfect for high-volume projects where excellence is non-negotiable.

Unveil a world of dense sophistication with Buttermere 38, where luxury meets functionality in perfect harmony. Designed for the some of the most discerning customers, its sumptuous 38mm pile height sets a new benchmark for artificial grass, elevating any landscape to unparalleled levels of sophistication.




Windemere



Buttermere



Coniston





Wheelbarrows

Our choice of UK manufactured wheelbarrows have been produced in the Midlands for over 40 years and offer barrows designed for heavy duty work, gardening, stable work and general multipurpose.

Available in 85, 90 and 110 litre pan sizes with galvanised steel or lightweight, durable polypropylene options in a variety of colours.

Why not do away with the inconvenience of punctures to wheels caused by nails, thorns etc with the PP puncture proof wheel which is produced from a microcellular polyurethane compound that gives the wheel the characteristics of a pneumatic wheel but cannot be punctured. Available fitted to wheelbarrows or as a sale alone item. The wheel is complete with adapter pack to suit other wheelbarrow types.








Planters

Accessories

Now that you have completed your dream garden with the finest choice of paving how about considering adding to the aesthetic appeal of your garden with the following accessories?

Available in various sizes, colours and finishes.



Bird Baths



Chimneas



Bird Baths



Stone tables



Sun Dials



Teak Garden Furniture

Teak garden furniture is known for its durability, elegance, and natural resistance to outdoor elements.

Made from high-quality teak wood, our furniture is prized for its rich, golden-brown colour that weathers gracefully over time to a silver-grey patina. Teak furniture often features smooth, sleek lines and ergonomic designs for comfort.

It's highly resistant to rot, insects, and moisture, making it ideal for outdoor use in various climates. With proper care, teak garden furniture can last for decades, making it a timeless and sustainable choice for outdoor living spaces.





Specimen Trees

Specimen trees provide immediate visual and functional benefits to a landscape, creating a focal point or enhancing existing garden features without waiting for younger trees to mature.

They also help enrich the environment both aesthetically and from a positive mental health perspective due to the calming and restorative health benefits it is known they bring.

Whether it's a 50+ year old Olive tree, Buxus Ball evergreens or our fabulous Bay trees then we can help supply that finishing touch.



Oversize Pots

We supply traditional and tough – authentic clay pots that complete any garden.

These beautiful giant pots are not only robust but full of character. Handmade by skilled craftsmen, they are made from a dense, heavy clay in Southeast Asia which gives them a very strong and natural feel.

Each pot has been fired to over 1000 degrees Celsius in a traditional wood burning kiln, giving the pots their warm and rustic appearance, as well as their weather-proof properties.

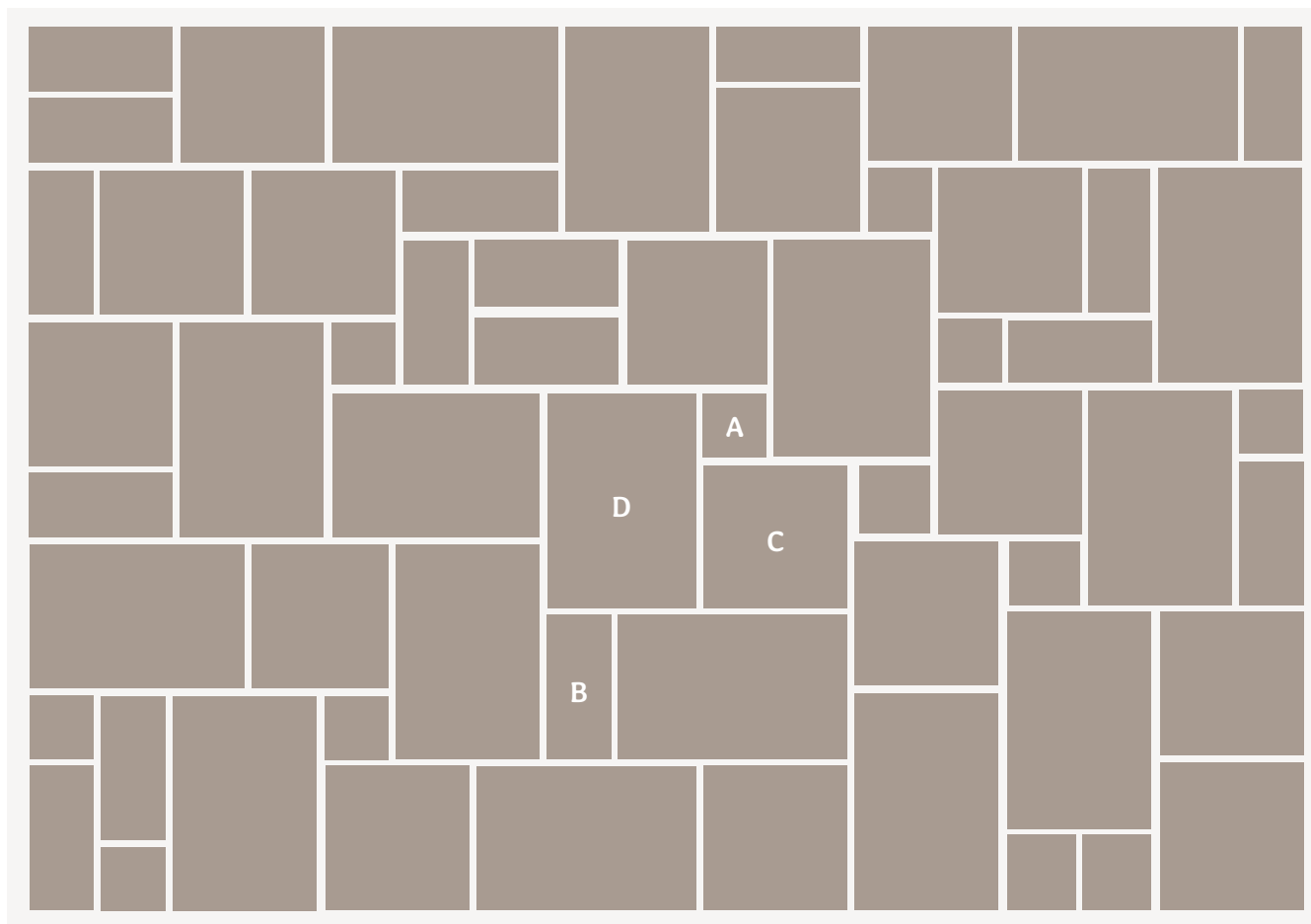
These are some of the biggest pots on the market, and also the strongest. If you want peace of mind when you buy a big planter, then choose one from us.





Laying/Installation guide

For best results please mix packs as you are laying to avoid obvious batch variations. This laying pattern shown below is to be used as a rough guide only.



Paving Patio Pack				
	Nominal Size (mm)	No. per Pack	Thickness	Coverage
A	290x290	12	22mm Calibrated	18.9m ²
B	600x290	16	22mm Calibrated	18.9m ²
C	600x600	16	22mm Calibrated	18.9m ²
D	600x900	16	22mm Calibrated	18.9m ²

GENERAL ADVICE

COLOUR CHANGE & VARIATION

Several items we sell are a natural product and therefore consideration should be given to the variance of tones and colour especially when more than 1 pack of product is being used. All efforts are made to ensure that the photography used accurately reflects the delivered product, however we strongly advise that you visit a local stockist to check that it matches your requirements. Imperfections such as iron oxides are common and should be seen as part of the inherent beauty of natural stone.

SIZING

Our sizing reflects the laid slabs including the correct spacing and are subject to the normal acceptable tolerance levels of the manufacturer.

EFFLORESCENCE

Efflorescence is a problem more commonly associated with concrete paving, as the characteristic white powdery deposit originates in the calcium carbonated areas of the concrete, but it can also affect natural stone paving when it is laid on mortar or concrete.

While the appearance of efflorescence can detract from the looks of a new patio, it is important to understand that no matter how bad it may seem, it is temporary, that it will pass with time, and that it is not actually damaging the stone. There are efflorescence removers that can be used to wash away the worst of any deposit, but they are removers, not cures, and it is quite likely that a new deposit will appear within a few days, although it may not be as heavy as the original deposit. Simple washing with warm soapy water will usually achieve the same, and at a much lower cost.

CLEANING AND MAINTAINING YOUR PAVING

All Paving benefits from simple maintenance and cleaning.

Detritus will accumulate on the surface and weeds may settle into this and start to grow. Weeds do NOT grow through properly laid paving; they grow onto poorly maintained paving.

Regular sweeping with a broom will remove most of the usual litter and garden debris that finds its way onto all pavements.

Occasionally, it can be beneficial to hose down the paving adding a dash of basic detergent if required to help remove any surface stains. For sensitive paving such as limestone many cleaning specialists prefer to use a mild shampoo in place of standard detergent. Scrubbing with soapy water and a stiff brush will help shift any awkward stains, but don't be tempted to use anything overly abrasive, such as steel wool or wire brushes as these can leave marks on the surface of the paving.

Power washers can help clean heavily soiled paving, but they should be used sparingly and with great care. They can damage the surface of the stone and/or the jointing if not handled correctly. If a power washer is to be used, we would strongly recommend the use of a 'rotary cleaning head' rather than the more usual 'lance' as these are less damaging to the paving while still being very effective against dirt.

For heavy staining, such as oil drips, autumnal fruits, bird droppings, etc. if basic cleaning using hot, soapy water does not work, we would recommend that you seek specialist advice from a surface cleaning professional.

Many of the 'patio cleaners' sold in DIY store or Builders' Merchants are based on strong acids that can irreparably damage certain types of stone or adversely affect the natural colouring.

Continued on next page...

Always test any cleaning product on a surplus flagstone or sett or in a discreet corner before applying it to the paving.

WARRANTIES

Should our product arrive with you in an unsatisfactory condition, please notify your supplier immediately who will then have 7 days to inform us in writing along with photographic evidence of the damage/fault. Any credit or refund may be subject to a deduction should the value of goods be reduced because of the way they have been handled or treated following delivery.

If any products are knowingly laid with any defects apparent prior to laying, then we reserve the right not to replace the product and will not accept any responsibility for costs incurred for relaying or rectifying the problem.

Should it be discovered that the goods were damaged or short in the quantity, then we shall only be liable for the missing or damaged product(s).

As our goods are heavy, please follow appropriate handling precautions, including wearing protective gloves and footwear and obtaining assistance when moving items weighing over 20kg.

“ Thank you for taking your time to look through our brochure. We look forward to building long lasting, mutually beneficial relationships for years to come and we can't wait to discuss your landscaping and garden requirements. ”



info@NationwideLandscapingSupplies.co.uk
03301 593 900
NationwideLandscapingSupplies.co.uk



NATIONWIDE
LANDSCAPING SUPPLIES