

Complimentary Magazine. Not For Sale.

8th Edition / July 2016

GROOVY

www.groovy.co.id

Pet Wellness 🐾 Pet Lifestyle

azine


UNIQUE
PETS
TO LOVE

THE
MAGIC OF
TOUCH

PET
ADOPTION

TUMMY
TROUBLES
IN PETS

RICHARD
KYLE
THE LUCKY ONE



SUPREME QUALITY

MADE IN GERMANY



HAPPY DOG®

HAPPY CAT®

**We are the home
of healthy pet food.**

**KEEP IN
TOUCH!**



HappyDog_ID



HappyDogID



HappyDog_ID



HappyCat_ID



HappyCatID



HappyCat_ID

www.happydog.co.id

www.happycat.co.id



Fun swimming with Toffee and Jetblack

Dear Pet Lovers & PAWrents,

In this edition, we focus on the 'relationships' between pets and their PAWrents or pet owners. Now that we are all more connected than before through social media, our connections are important in establishing relationships with other people as well as our pets.

Here in Indonesia, pet lover communities have become increasingly popular not only for the sake of dog shows or competitions but also for socialization. These communities have become an avenue for establishing relationships between owners, between dogs/cats, and even between regular folk who interact with dogs or cats at pet cafés or dog/cat events. This is good news as pets are now recognized as human companions and integral members of their PAWrents' families. Groovy, from five years ago, determined our vision as – PETS AS LIFETIME COMPANIONS – and fully support this shift in paradigm.

Moreover, the Indonesian Pet community has gained importance as international events such as the INDOPET EXPO will be held a second time this year, on 23 - 25 September 2016. It is with great pride that we announce that Groovy will be participating in the event to promote our products and services, and to boost our relationships with pet owners.

In September 2016, Groovy Pet Transport will once again be participating in the International Conference of IPATA which will be held in Kuala Lumpur, Malaysia. This event will host pet transporters from all over the world and an estimated 300 people will be in attendance.

I would also like to take this opportunity to apologize to Groovy customers, who have been eagerly awaiting the completion of our Groovy swimming pool. We are very sorry that the opening has been delayed to October 2016, as construction is still on-going.

In this 8th edition of Groovy Magazine, we are also launching the microbubble grooming service of Groovy Grooming. With new technology to provide effective yet gentle grooming for healthy pets as well as those with sensitive skin or skin diseases, this service guarantees a wholesomely clean experience for your pet.

We invite you to peruse our magazine's pages and make Groovy your Ultimate Partner in Pet Wellness. Lastly, the management and staff of Groovy would like to wish those who celebrate a Happy Eid Al-Fitr 1437H.

Juda Adisusanto
Groovy CEO

We'd love to hear from you. Share your comments, feedback, and questions:

[@groovypet](https://twitter.com/groovypet)
magazine@groovy.co.id

July 2016 Contents



24

- 1 Foreword
- 2 Contents

FOR THE LOVE OF PETS

- 4 Top Choices
- 6 Pet Essentials

HEALTHY LIVING


- 8 Nutrition for Different Life Stages
- 12 The Magic of Touch
- 14 Say No to Toxic Food

FEATURES

- 18 Unique Pets
- 21 A Breed Apart



48



On the cover: Richard Kyle & Lucky
Photography: Mario Ardi
Makeup: Bunlay
Location: Richard Kyle's Residence

- 22 Pet Adoption
- 24 No Place Like Home
- 26 Cover Story: Richard Kyle

MY GROOVY PET & I

- 32 Selfie with My Bestie

VET'S CORNER

- 34 Protect Your Pet
- 35 Pet Stupor
- 38 Tummy Troubles



12

18



PAWTROTTERS

- 41 Destination Singapore:
Paul and Janette Evison
with Suzy

ETIQUETTE & COMMUNICATIONS

- 42 Bubble Clean
44 Ask The Expert:
Go Fetch!
48 The Hierarchy of Dogs

14



4



8



21



The Team

Chief Content Officer

Juda Adisusanto

Publisher

Groovy Pet Supplies & Services

Managing Editor

Maria Zarah Gregorio Viado

Contributors

Wenchelle Joyce Gianatti, DVM
Deasy Anellis Juwana, DVM
Yosefin Lingga, DVM
Rio E. Ridad, DVM
Lance Tan
Theresia Tokarso
Ayunda Pininta

Art Director

Noni Soeparman

Graphic Designer

Astri Lusiana

Promotion Designer

Amelia

Photographer

Mario Ardi

Editorial Office

Groovy Pet Supplies & Services
Jl. Kemang Raya no. 44
Jakarta 12730
Tel: (021) 719 77 04

Subscriptions

Tel: (021) 719 77 04
magazine@groovy.co.id





FOR THE LOVE OF PETS



DOG BACKPACK CARRIER

Size:
(3) Rp.300,000
(4) Rp.350,000
(5) Rp.375,000
(6) Rp.400,000



Front



Back

DOG T-SHIRT
(S) Rp.110,000
(M) Rp.120,000
(L) Rp.130,000
(XL) Rp.140,000



SCHESIR CAT FOOD 70g,
Rp.25,000



SOJOS® WILD
1 LB (454g),
Rp.600,000



SOJOS® COMPLETE
2 LBS (907g),
Rp.600,000



RACK with BOWL
900ml,
Rp.140,000



GOOD LIFE GEAR™ PET WATER BOTTLE 500ml,
Rp.250,000

TOP CHOICES

**EAGLETM
PRO**
It's Naturally Healthier



QUALITY + PRICE =  



WIRA PET DIVISION
Reliable Pet Food Importer & Distributor Since 1980




FOR THE LOVE OF PETS

OXBOW™ HAY
425 g (15 oz.),
Rp.100,000



LM BEDDING
0,5 kg,
Rp.42,000



BEARPHAR®
BOGENA BIRDSPRAY
150 ml,
Rp.121,000



PET'S ESSENTIALS

KAYTEE® FIESTA
PARROT
2.5 lbs (1.13 kg),
Rp.270,000

KAYTEE® FIESTA
CANARY & FINCH
2 lbs (907g),
Rp.170,000



OXBOW™
ESSENTIALS
2.25 kg (15 lbs),
Rp.185,000





IT'S LIKE YOGURT FOR PETS!

The Only Natural Pet Food
With A Complete Digestive
Health Support System



PREBIOTICS & PROBIOTICS

optimize digestion and absorption of vital nutrients throughout your pet's body



NATURAL FIBRE

helps move food through the digestive tract to maintain digestive regularity



DIGESTIVE ENZYMES

help breakdown proteins, fiber and carbohydrates to promote bioavailability of nutrients



HERBS & BOTANICALS

to support a calm and balanced digestive system



HOW DOES YOUR BRAND COMPARE?

	PRE & PROBIOTICS	DIGESTIVE HERBS	DIGESTIVE ENZYMES	NATURAL FIBER
Holistic Select®	✓	✓	✓	✓
Yours	?	?	?	?



Head to tail health starts in the middle

www.holisticselect.com

Contact: 08129910777
jbwie@yahoo.com

NUTRITION FOR DIFFERENT LIFE STAGES

HERE ARE SOME
FEEDING TIPS FROM
ONE OF GROOVY'S
VETERINARIANS.

By Rio E. Ridad, DVM

Over the years, it has become very clear that most animals need a high level of nutrition in order to stay healthy and veterinarians have evolved out of necessity to prescribe what is best for our patients. When we care for your pets, we see to it that proper nutrition is also in the philosophy and minds of every pet owner. Pet nutrition is certainly included in comprehensive health care and it is very important.

WHY UNDERSTAND PET NUTRITION?

When we assess the health status of your pets we make sure that we ask the nutrition given as it influences your pet's health. It is what we call part of the vital assessment as nutrition has been incorporated as a standard of care by the American Animal Hospital Association (AAHA) and the World Small Animal Veterinary Association (WSAVA) since 2011. A vital assessment is any determination of the status of a patient that should be performed at every veterinary visit.

Most pet owners are internet-savvy and if veterinarians do not impart this expertise and education, you may look and read up on articles published on the internet and ask us why we never recommend this food; why we don't advise feeding a raw diet, etc. If we

PHOTO: SHUTTERSTOCK.

weren't making the right nutritional recommendations during your vet visit, I think it will be akin to a foundation of a house of cards. When we do not convey the correct components we know are vital for your pet's health, it's going to fall apart somewhere down the road.

So, read on and here are my three valuable recommendations about your furkid's proper nutrition:

1 HUGE CHANGES HAPPEN BY JUST CHANGING THE DIET

Think about the snacks that you have in your pantry. What are the things that you like to buy and eat? Are they high in sodium, high in fat? But guess what? Pets are no different from people. They will go for the yummy, less nutritious stuff too. Do we base our own entire diet on mutton satay and cracklings? No and we won't right?

For example, you have a dog that keeps getting a tummy ache. Your dog's regular kibble may be a bit too rich for her when she has an upset stomach. Changing the food to a bland diet like simple boiled shredded chicken with a bit of white rice, or some mashed pumpkin will do the trick. Offer small amounts at a time, rather than a full meal. If she appears eager for more, it's a good sign. If she still seems to be a bit picky, consider a no-salt chicken broth to entice her to eat a bit. Add water to whatever you offer, as dehydration is the real danger of your average run-of-the-mill upset tummy.

2 TRANSITIONING MATTERS TOO

No. This is not about gender. What I mean is transitioning to the right food at each life stage (typically at ages one, five for large breeds, and seven) helps meet the changes associ-

ated with aging. Transitioning means the right level of nutrients promotes good health, which impacts a pet's life expectancy and quality of life.

You can't feed the same bag of pet food forever. For puppies and kittens, switch to adult food at about 10-12 months, typically after the spay/neuter surgery.

3 FEED PETS ACCORDING TO THEIR AGE

This is what we call life stage nutrition in which we feed animals food that are designed to meet their optimal nutritional needs at a specific age or physiologic state (e.g. adult, reproduction or growth).

+ PUPPY AND KITTEN STAGE FEEDING

For this age up to one year, it is very vital to give them precisely balanced nutrition to promote overall health and development. Provide them with the right balance of nutrients to address high-energy requirements and proper growth.

For puppies and kittens, vitamin E and DHA are important nutrients for building strong immunity and neurological function. Never try to supplement puppies with extra iron. It may damage the gastrointestinal tract or inhibit the uptake of other minerals. Instead, make sure that the bitch is fed correctly during pregnancy and lactation. For large breed puppies, nutrition with less calcium and fat reduces the chances for developing bone and joint abnormalities.

At a glance, here are the things you need to remember when feeding at this early age:

Higher fat and calories, higher protein, more energy (fat), higher or controlled mineral levels, less calcium and energy (fat) for large breed puppies. For kittens, it is most essential to add taurine in the diet.

Never supplement the diet of a puppy with extra calcium! Feed a proper, high quality puppy diet instead. Feeding high quality food specifically designed



for growth can help ensure the normal, healthy development of a young puppy or kitten.

+ ADULT STAGE FEEDING

When do you start calling your pets adults? The adult stage starts from one to seven years of age and senior stage is at over seven years. Depending on the breed, adult dogs are those that are fully-grown (typically older than twelve months of age) but below five (large breeds) to seven (smaller breeds) years of age. Cats generally reach adulthood between 10–12 months of age. Cats near seven years of age may be considered older or senior because of the increasing prevalence of age-related disease and the onset of mild behavioral, physical and metabolic changes related to aging.

This is the stage in which important health concerns such as dental disease, obesity, renal insufficiency and cardiac disease arise in adult dogs and cats and they may benefit significantly from proper nutritional management

At a glance, here are the things you need to remember when feeding at the adult age:

Less phosphorus, less protein, less sodium, less calcium, increased fiber especially in senior pets, less magnesium and added taurine in cats.

An excess of phosphorus appears to be of greater concern for adult cats fed with commercial foods. You have to remember that this kind of component in food may be of special concern to cats with lower urinary tract and renal disease as this excess may exacerbate the health condition of your pets.

+ SENIOR STAGE FEEDING

Over seven years old is considered a senior pet. The likelihood of sickness

increases with age due to normal, age-related, physiological changes. At this age, they can be afflicted with all sorts of diseases like cancer, kidney disease, heart disease. You name it. These are the three leading causes of non-accident deaths in pets.

Senior pets can get a lot of statements like this, "It's okay for your pet to be sick. Your pet is already old." Aging in itself is not a disease. Both in people and companion animals, nutrition may be one of the more important aspects of geriatric care because delay or elimination of the two or three leading causes of death would profoundly extend the life of your furkids.

When they are younger, we tend to give our pets all kinds of food and sometimes we have this desire to give them more. Remember that with younger animals, they can adapt easily

to fluctuations in nutrient intake, but older animals may not be able to cope with excesses, borderline deficiencies or changes in nutrient intake and quality. Therefore, food for older dogs and cats should meet allowances more strictly and consistently.

It all boils down to prevention. A lot of what we as veterinarians give to pets is what I call reactive medicine: pets get sick, we figure out what's wrong and then we try to cure them. But I think nutrition gives us an opportunity to help prevent these problems, to keep pets healthier for a longer time. If PAWrents and veterinarians do not share the same sentiments, then we should at least look at your pet's health the right way. So schedule a visit and talk to your veterinarian about proper nutrition today. Practicing good nutrition now will benefit your pets later. 🐾

"FOOD FOR OLDER DOGS AND CATS SHOULD MEET ALLOWANCES MORE STRICTLY AND CONSISTENTLY."





Instinct[®]

GRAIN-FREE
NUTRITION

0%
Fillers

0%
Grain

0%
Gluten



Instinct Kibble for Dogs

Instinct Kibble provides complete and balanced nutrition for dogs of all life stages and breeds. Each formula delivers grain-free & gluten-free nutrition, resulting in vibrant health you can see.

Instinct Limited Ingredient Kibble for Dogs

Limited Ingredient Diets provide complete and balanced nutrition for dogs of all life stages and breeds. Each grain-free formula is made with one animal protein source so it is easier to manage what your dog eats – or doesn't eat – every day.

Instinct Ultimate Protein Kibble for Dogs

Ultimate Protein delivers pure, protein packed nutrition like your pet's ancestral diet, unlike any other kibble. Each grain-free formula provides complete and balanced nutrition for dogs of all life stages and breeds. It's the ultimate in protein, digestibility, and taste.

www.instinctpetfood.com

Contact: 08129910777
jbwie@yahoo.com

A close-up photograph of a man with dark hair and a beard, wearing a blue long-sleeved shirt, gently holding the head of a black and white dog. The dog has long, wavy fur and is looking off to the side. The man's face is partially visible, showing a gentle expression as he holds the dog. The background is softly blurred, suggesting an outdoor setting.

HEALTHY LIVING

THE MAGIC OF *Touch*



PHOTO: SHUTTERSTOCK.

Treat your baby to a relaxing massage and develop a closer bond with your pet.

By Yosefin Lingga, DVM

You have probably realized that your dog loves to be petted or given a good amount of ear or belly rubs. As people, we enjoy a relaxing massage after a tiring day, just as much as our pets do. Although the technique is slightly different, the benefits that can be derived from human and dog massages are quite similar. Massages can be very beneficial for our dogs no matter what breed, age, and types of activity they engage in.

However, every PAWrent should remember to be gentle at all times and it would be good to do some research on pet massage. There are a number of websites that provide detailed instructions as well as videos on how to conduct proper pet massage. You can also enroll in a class or join a seminar to ensure that you are doing the right thing and would not inadvertently hurt your furry baby.

BENEFITS OF PET MASSAGE

- ♥ Pet massage can influence the mood of the dog. It is a relaxing way to reduce stress. Especially when your dog is stressed, your presence plus the massage can greatly help him in overcoming the stress.
- ♥ It improves the balance of fluid circulation in the body.
- ♥ Massages are also proven to help in the healing of muscle injuries and can help in relaxing tense muscles

on those dogs that usually enjoy a lot of physical activity. In older dogs that are suffering from arthritis, massages can also help in relieving the pain, relaxing the muscles, and enhancing blood circulation on the affected areas.

- ♥ A massage is one way to strengthen the dog and owner relationship. When your dog starts to enjoy being massaged, he will associate the positive experience with you and love you more for being the one who gives him a massage.
- ♥ The movement of the hand during the massage helps distribute natural oils on the skin throughout the hair and so the practice can enhance the skin and coat's health.

Aside from the main benefits, massages also allow the PAWrent to check if there are any changes in the dog's body. When you make massage time a regular bonding experience for you and your furbaby, you will get to know your dog's body well and be in tune to any change or condition that he may be suffering from. So when there are sudden changes to your dog's sensitivity to touch, muscle tension, lumps or swelling on any part of your dog's body, you would notice and be alerted right away. This information will be especially useful when you need to contact your veterinarian to consult about any possible problems. 🐾



Feeding your pet does not mean just giving her something palatable to eat. It may be edible but do you know what is good or bad for your pet? By Rio E. Ridad DVM

It only takes a second for one mistake to change everything. Do you remember the time that you had barbecue for dinner and Fido was begging for it? You gave only two slices of beef and then after that the dog started to gag and vomit on your kitchen floor. Fido looked worried and curled her body writhing in pain.

We've all heard scary tales of pet illness and even death over the issue of "people food" in pets' diets. The problem comes in when pet owners don't pay attention to certain key issues when feeding their pets off their own plates. You don't want to keep repeating the same mistakes. So, here are five ways to safely feed your pets at home:

1 | DO NOT BE TEMPTED TO FEED TOXIC INGREDIENTS

There are people food that we like to eat but we can't feed to pets such as grapes, raisins, macadamia nuts, avocados, chocolate, onions and garlic, as well as xylitol in bubble gum.

PHOTO: SHUTTERSTOCK

SAY 'NO' TO TOXIC FOOD



Discover THE 5 SIGNS OF WELLNESS



SKIN & COAT

Give your pet a soft coat that invites family snuggles



DIGESTIVE HEALTH

Give him the carefree tail wagging that comes from feeling good



EYES, TEETH & GUMS

Give him bigger smiles, brighter eyes & happier barks



ENERGY

Give him the energy he needs to keep up with the family



IMMUNITY

Give him the protection he needs to feel like his playful self

And all the endless ways you'll notice them in your dog.

www.wellnesspetfood.com

Contact: 08129910777
jbwie@yahoo.com

Though onions and garlic can be made much safer by cooking them, it's best to stay away from alliums (onion family plants). Alliums like onions and garlic contain thiosulfate which can damage red blood cells and cause anemia. Even milk can be toxic to pets as they may develop diarrhea if they drink a lot of it.

We have all heard of people indulging in liver and maybe even feeding it to their dogs every day. In small amounts, liver is fantastic, but avoid feeding too much of it to your furbaby. Liver contains a lot of Vitamin A, which can adversely affect your pup's muscles and bones.

Ingesting grapes, sultanas and raisins can be fatal to pets as it contains a toxin very dangerous to dogs and cats that can damage the kidneys and eventually cause kidney failure. Another fruit that cannot be given to pets is avocado as this contains persin which can cause vomiting and diarrhea.

Even when they beg and ask for your double dark chocolate ice cream, don't offer! Chocolate has caffeine and theobromine which can cause vomiting and is toxic to the heart. Dark and baking chocolate is also very dangerous even to a large dog.

Macadamia nuts are great in desserts but giving it to your pets especially dogs can cause damage to the nervous and digestive system as it has a toxin that can inhibit locomotory activities, resulting in weakness, panting, swollen limbs and tremors.

2 | AVOID FEEDING PROCESSED NASTIES

People love to binge on processed food. As our daily lives become more hectic and stressful, we rely on

microwaved packaged food but just because we humans often choose to engage in terrible food habits doesn't mean our pets should, too. Potato chips, candy, french fries, gorengan and other processed foods are not good for anyone. Why subject your pets to the same nonsense-human hazards?

3 | REMEMBER TO PROVIDE FOOD TRANSITION

We all know what happens after we've hosted a big, backyard barbecue. The dog gets sick (and sometimes you do, too). Eating a spread of creamy potato salad, gooey iga bakar and butter-slathered corn isn't a good idea if it's not what you're used to. That's why pets tend to get sick to their stomachs over the holidays. They're exposed to food that their digestive tracts aren't exactly accustomed to processing. It would happen to you too, if you ate the same meal, day after day, and then all of a sudden indulge in something else.

That's why slow, gradual acclimation to any new ingredient or any food is considered the right way to go about feeding pets anything different, be it home-cooked food or a commercial pet diet.

4 | PET'S INDIVIDUAL NUTRITIONAL NEEDS

Just as some humans can't eat X, Y or Z food, some pets are uniquely sensitive to certain ingredients. Some pets have dietary restrictions based on their individual disease processes: food allergies, pancreatic insufficiency or inflammatory bowel disease, for example. I had a toy poodle patient whose symptoms included vomiting and a painful abdomen and I found out that the poor puppy suffers from delayed stomach gastric emptying. This means that every time he eats his regular puppy food he gets an upset

gut because the food stays longer in the stomach and this is toxic for his body. The puppy needs a highly digestible diet, given in small but frequent meals, to improve the motility of his gastrointestinal tract.

5 | ALWAYS PROVIDE A BALANCE OF NUTRIENTS

This is the most common problem I see with long-term non-commercial pet feeders or when owners offer home-cooked meals. They ignore the need for pets to consume a diet that's considered nutritionally "balanced" for their species. Sure, we veterinarians may (and often do) argue about what that balance might be, but that's no excuse for a chicken and rice diet or a tofu and steamed brown rice diet. Pets can no more live on that, long-term, than we could.

Every time you feed your pets food and water, it is either you're feeding the disease or fighting it. Visit your veterinarian and talk about an individual proper nutrition plan for your furry love. Invest in your pet's nutrition today and take his diet to the next level. Keep your pet happy and fit by giving her yummy and healthy food! 🐾

PHOTO: SHUTTERSTOCK.



CANIDAE®

NATURAL PET FOOD COMPANY

GRAIN FREE **PURE** *formulas*

FRESH MEAT

Always the 1st ingredient

WHOLE FOODS

No vegetable protein concentrates,
starches or pomace

SIMPLE RECIPES

Only 7-10 key ingredients



PURE INGREDIENTS. REAL NUTRITION. Our recipes start with fresh meat or fish as the first ingredient. Then we add whole foods like sweet potatoes, chickpeas, and peas. We keep it simple by using only 7-10 key ingredients in every formula. We mix in natural flavors, and add important vitamins & minerals. Then we finish up by adding guaranteed levels of probiotics, antioxidants, and omega 6&3 to every kibble after cooking. We put this much care into each and every one of our dog and cat foods. Feel good feeding them to your pets, knowing we feed them to ours!

CANIDAE GRAIN FREE PURE FEATURING FRESH MEAT FIRST

www.canidae.com



Contact: 08129910777
jbwie@yahoo.com





Unique Pets

Dogs and cats are not the only suitable pets out there. Below are other cute options that make great pets. By Maria Zarah Gregorio Viado

Are you one of those people who can't have a cat because you're allergic to cat hair? Or do you live in an apartment where dogs are not allowed? If you answered yes to any of these questions and yet you still really, really want a pet to love and care for, there are animals other than cats and dogs you can bring into your life.

Guinea Pig

This rodent will steal your heart right from the get go. Gentle and adorably rotund, these little cuties are from South America and make quiet, huggable pets. True herbivores, they eat fresh grass and guinea pig pellets (available at Groovy stores). You can also supplement their diet with fresh vegetables such as carrots and broccoli leaves.

Guinea pigs fare best in small groups and can be kept in a cage or in a pen that has sufficiently tall walls so they

won't be able to get out. Bedding made of paper should be used and replaced daily as these little furry balls tend to be messy. That's why instead of a water dish, maybe a water bottle hung over its cage would be a good alternative. Even though they don't require being taken for walks, it would be good to provide them with ample space in their cage or pen so they can walk or run around.

Though they don't require baths, brushing their coat and cutting their nails should be part of their grooming. A fine comb or finishing brush may be used, once or twice daily for longer-haired kinds and less frequently for those with shorter hair.

Gecko

Another fuss-free small pet option is the gecko. A good one to choose is the leopard gecko which tends to live up to 20 years! Normally yellow



and white with black spots, this lizard grows up to 8-10 inches. Compared to other geckos, the leopard geckos are ground-dwelling, have eyelids and no toe pads.

A 15-20 gallon tank lined with paper would be a suitable home for two to three geckos. These little critters are nocturnal so a red bulb or ceramic heating element would provide the sufficient temperature and they feed on insects such as crickets, waxworms and mealworms. Baby geckos should be fed daily while adult ones should be fed up to 10 crickets every other day. Water should be given in a shallow dish and changed frequently.

Hedgehog

If you are on the lookout for a truly unique pet, then maybe a hedgehog is for you. Quiet and docile, hedgehogs can make great pets (particularly the African pygmy) but you may have to draw them out of their shell with regular interaction. Although they have pricks, hedgehogs are not aggressive in nature and may just stay balled up during the day as they are nocturnal animals.

Your hedgehog can call a glass aquarium home however, a wire mesh cage with a tray would be a more ideal option. These pets like to move around a bit so give them ample space to keep them happy. Use dust-free wood chips for bedding or recycled paper pellets. Add a small cardboard box or a decently-sized PVC pipe as a 'house' for your pet where it can hide in when it requires privacy. Another good addition would be an exercise wheel so your little critter can get some exercise. Provide it a diet of insects or dried cat food, as well as a water bottle on the side of the cage as these cute babies tend to turn water dishes over. Hedgehogs are happiest at normal room temperature and usually do their roaming at night so it is best to feed them in the evenings.

Hedgehogs need to have their nails clipped regularly and take frequent baths as they tend to get dirty. A toothbrush bath would be a good way to clean it or collect water in the sink and pour it over your little one. Don't forget to towel dry.

Tropical Fish

Who doesn't love 'Finding Nemo'? Children and adults alike would enjoy hours of looking into an aquarium full of vibrantly colored fishies swimming about. But first things first. The best way to ensure that your new pets stay alive is to prepare in advance. Set up your tank with fresh water and add gravel, filter, plants, "cycling" fluid, as well as rocks. Do not put your fish in right away. Allow the water in the aquarium to sit and age for a week. This simple trick will help keep your fish alive and healthy.

While you are waiting for the water to age, you can do some research about what types of fish you would like for your aquarium. Perhaps you can visit

your nearest pet shop and pick out the ones you find most attractive then go home and do more research online. If your aquarium is small, it would be best to choose those that don't grow that much.

Other equipment you would need include water conditioning fluid, a fish net, a siphon and hose as well as a new bucket that has never had soap in it. Fish are relatively easy to care for since you don't need to groom them individually or take them out for walks, however, you would need to invest time on regular aquarium maintenance. Feed your fish high quality tropical fish food in small packages, as these tend to go stale quickly, as well as bloodworms or tubifex worms.

If the pet you really want is not on this list, you can check out other options available at your local pet shop. Don't just buy on impulse, be sure to think things over and do your research. It would also be wise to first check your area for any exotic animal restrictions.

Getting a pet is not just an investment of time and money, it is also a commitment, so be sure you're ready and responsible enough to care for another living thing. Once you've made up your mind, it's time to embark on your new life with your pet and enjoy your little one to your heart's content. 🐾



PHOTO: SHUTTERSTOCK.

THE EAGER BEAGLE

Groovy Magazine would like to help you find the perfect pet to love. Join us as we explore the dog world's fascinating breeds, starting with the Beagle.

If you are looking for a small, compact dog, the beagle can make a fun, suitable pet. Known for its active temperament, beagles are hounds that are pre-disposed to following an interesting scent. This is why they are usually used as hunting companions when stalking or chasing rabbits and other animals.

A friendly and happy dog, the beagle is a very sociable animal that gets along with mostly anybody. A breed that usually retains its small size throughout life, it requires plenty of exercise and does better when not left alone for long periods of time. 🐾



WHAT YOU SHOULD KNOW



SIZE AND WEIGHT

Measuring 13 inches or 15 inches depending on variety, it usually weighs between 18 to 30 pounds. Beagles are known to be focused on food, so twice a day feeding of measured portions plus regular exercise will help prevent the dog from becoming obese.

PHOTO: SHUTTERSTOCK.



HAIR AND GROOMING

With a smooth, dense double coat resistant to rain, beagles should be brushed at least once a week with a medium-bristle brush or a hound glove. This regular practice will help loosen and remove dead hair, while also encouraging the growth of new hair.

Beagles shed and tend to have thicker coats in the winter. Despite this, they are a relatively clean breed that doesn't need frequent baths. However, due to its drop ears, a beagle will require its PAWrents to check its ears every two weeks for infections.



IDEAL ENVIRONMENT

As a hound, the beagle has the tendency to chase after anything that piques its interest. Therefore, if you reside in a house with a yard, you would need to put up a fence to make sure your dog doesn't stray or that other animals won't be able to enter. Beagles are not noisy by nature but they may howl or bay every now and then.

Generally, this type of dog doesn't have any problems with living in smaller spaces such as apartments, however, the PAWrent needs to invest time in ensuring that the dog gets to go out several times a day for exercise and fresh air.



PET ADOPTION

ARE YOU ON THE LOOKOUT FOR A NEW PET? IF YOU ARE, THEN MAYBE ADOPTION IS FOR YOU. By Maria Zarah Gregorio Viado



Just like many individuals who consider their pets as family members who complete their lives and provide them with great happiness, animals who were once pets and have been abandoned or got lost along the way are also yearning to find the right people to love. The difference lies in the fact that abandoned or lost animals wait it out in the animal shelter or animal rescue, regardless of whether they like it or not.

If you are a prospective pet owner or already a PAWrent who is searching for a new addition to your family, you may opt to visit animal shelters where plenty of eager furry babies are just waiting for their second chance. It is in your hands to give one or two of them that much-awaited chance to find a loving home.

Help An Animal In Need

Nowadays, pet adoption is considered a viable option by animal lovers. This is because when you adopt an animal, you are consciously helping an animal in need. Animals in pet shelters are not there by choice, and when you provide one a home, you are saving its life.

PHOTO: SHUTTERSTOCK.

✔ You Are Taking Home An Animal That Is Already Yearning To Be Loved

Who says good deeds go unrewarded? When you adopt an animal, you not only do a good deed but your helpful gesture may just be equally rewarded by an animal that is already eager to love and be loved. Many animals in shelters were pets once, therefore most of them have already developed an affinity for PAWrent figures; hence, they will find it much easier to adjust to you and your family compared to a newborn puppy or kitten that you purchased from a breeder.

✔ He/She May Already Be Housebroken

Because numerous dogs in animal shelters are former pets, many of them have already been potty trained or housebroken. Many shelters also provide basic obedience training to the animals in their care and this will be a big plus for you as a new PAWrent. Rest assured it will make your life so much easier.

✔ You Can Get Pointers From The Animal Shelter

Since shelters have cared for prospective pets for a certain period of time, they are already aware of the distinct personalities and quirks of each animal. This will be advantageous if you decide to take one home since you will be able to get pointers about the particular dog/cat you choose, plus you can ask questions on how to best care for your newfound baby.

✔ Minimal Cash Out (If At All)

Buying a pet usually takes a considerable amount of investment. But choosing to adopt one minimizes the amount of money you would have to shell out. Animal shelters usually just charge a minimal fee for the adoption of animals to cover their operation



costs. This way, you do not just save an animal's life, you also make a contribution to the animal shelter as well as the people who help animals in need. By adopting, you can ensure that any abandoned or lost animal will have a safe and suitable place to stay in until they are found by new PAWrents.

✔ The Adoption Process Helps In Establishing Compatibility

Unlike purchasing a pet from a breeder, pet adoption requires you to go through a process wherein your suitability as a PAWrent and compatibility with your chosen adoptee will be evaluated. Maybe some people would consider this a bad thing, however, if you really think about it, this is an advantage. Due process will prepare you as a PAWrent and allow you to find out about the things you need to do to create a safe environment for your pet. Most animal shelters don't let prospective PAWrents take their new babies home right away. Several supervised visits will help you and your new baby to get to know one another slowly and find out if you are compatible with one another. It's just like going on several dates, with the

prospect of a life-long commitment as the end goal.

If you are seriously considering pet adoption, then good for you! However, it cannot be stressed enough that caring for an animal takes a lot of responsibility and devotion, that's why before choosing an animal to love, you must ask yourself these questions: Are you ready? Do you have time to care for a pet and take him/her for regular walks? Are your living conditions suitable for a pet? Are you financially stable and ready to take on the costs of having a pet?

You also need to ask yourself if you're ready for the unpredictability of getting a pet from a shelter as some animals may have some unseen behavioral problems or medical conditions. Suffice to say, these are also considerations you will need to address if you buy a pet, so you must be prepared to take on the consequences. Once you've answered all these questions, then you can consider yourself one step closer to loving the pet of your dreams. Happy Adopting! 🐾



NO PLACE LIKE *HOME*

IF YOU'VE JUST RECENTLY MOVED, YOU AND YOUR PET WILL NEED AMPLE TIME TO ADJUST TO YOUR NEW ENVIRONMENT. HERE ARE SOME WAYS YOU CAN HELP YOUR PET ADAPT TO YOUR NEW ABODE.

By Maria Zarah Gregorio Viado

Moving is a stressful activity for anybody. That includes pets. The significant changes that go with moving into a new home can disrupt your routine and can make both you and your pet fidgety and nervous. But do not fret. Moving can be a pleasant experience if you know what to do and how to behave throughout the transition.

A Joyful Voice

First things first, inject some joy into the move. Changing houses and locations need not be filled with stress and sadness. Turn your move into a fun and happy event by talking to your dog or cat about it. Let him know that all of you are going to live in a new house and everyone will love it. Don't forget to use an energetic, happy voice

PHOTO: SHUTTERSTOCK.



as your pet will pick up the positive energy you are giving out.

🏠 First Walk

Before entering your new house, you can take your pet for a walk. This will alleviate any pent-up energy, anxiety or nervousness and it will help the both of you to see and get to know your new surroundings together. Take your time and use a relaxed pace to maximize your first walk in the neighborhood.

🏠 Control and Lead

Because you are more aware of the move than your furry baby is, this is the right time that you have to take the lead. Literally. Lead your dog as you take your first walk around. Use a loose leash, let him explore but keep him in line by pulling the leash when he's straying. Walk ahead of him, let him sniff around but let him know that you are the boss and you set the time when he can sniff and how long he can do it for.

Continue this approach until you get to the new place. Stay ahead of him and enter first, then lead him in. Keep your pooch on his leash and show

him around the house. Show him his sleeping area and bed, his food and water bowls, his crate. Your dog will keep following your lead and will be appeased by the fact that you are in control. He will thank you for helping him cope rather than leaving him to figure it all out by himself.

🏠 Cool and Calm

Throughout the process, do not forget to stay calm. Your dog will be calm if you exude calm. Our pets pick up on our emotions and if we are worried or anxious, then they will be too. Keep your emotions at bay, breathe in and breathe out, keep in mind that everything will be alright.

🏠 Practice Patience

As mentioned earlier, adjusting to a new home will take some time for both of you. Therefore, try your hardest to remain patient with your furry baby. He may want to be near you at all times and may need frequent reassuring pats on the head or extra cuddles. If it soothes him, perhaps you can leave his leash on and keep him beside you while you are taking things out of boxes or arranging your furniture.

🏠 Corner Coping

If you can't keep your pooch beside you because of all the things you need to do, consider leaving him in a small room where his bed can be placed or let him relax in his crate. Surround him with his favorite toys or blanket. This will help him relax and it is way better than letting him roam around the house. Peek into the room every now and then, or if he is in his crate, just speak to him often, use your loving voice and soothe him with your love.

🏠 Consistency is Key

Despite being in a different house and environment, trying to keep the same



schedule would be a good way to help you and your pet in the transition. Practice the same feeding times and walking times, if possible. Try to follow the routine your pet was used to in the former house.

🏠 Guilt Be Gone

One last thing to remember while adjusting to your new place is not to feel guilty. It is not your intention to expose your furry love to any undue stress. The move should be a positive experience, and between you and your baby, you have the capability of turning a somewhat traumatizing change into a fun and pleasant event. So take heart and have a great time settling in. Your pet will thank you for it. 🐾





THE LUCKY ONE

RICHARD KYLE MAY BE THE NEW HOTTIE IN THE LOCAL ENTERTAINMENT INDUSTRY, BUT AT HOME, THIS BRITISH-INDONESIAN MODEL-ACTOR-HOST LOVES NOTHING MORE THAN BEING A PAWRENT TO HIS GOLDEN RETRIEVER.

By Maria Zarah Gregorio Viado





PHOTO: MARIO ARDI, MAKEUP: BUNLAY, LOCATION: RICHARD KYLE RESIDENCE



One year. That is the brief period of time Richard Kyle has been back in Indonesia and yet this down-to-earth celebrity has already compiled an impressive line-up of projects. Movies? Check. TV shows? Check. Brand Ambassador for the men's line of a world renowned skincare brand? Check. Suffice to say this dapper gentleman has been busy with a capital B.

But regardless of his downright hectic schedule, Richard recently took the time to sit down with Groovy Magazine and share the story behind how he acquired his dog, Lucky, and how he chose this unique name for his adopted four-legged baby. "A friend had a litter of Golden Retriever puppies and out of all of them, Lucky was the only one who survived. He was the only one who was strong enough to fight to live, that's why he was named Lucky." Less than a year old, Lucky is Richard's sole pet in Indonesia. However, his love for animals was fostered by his family who always took care of pets even when he was a young boy. Born in Australia, Richard was always surrounded by animals wherever he and his family were based, "I have always been an animal lover. Dogs have always been part of my life. I remember when I was a baby, we had a half Border Collie, half German Shepherd, so I was used to being around big dogs from a young age."

With the love for animals innate in his character, Richard is an advocate of pet adoption and believes in giving homeless dogs a second chance, "There's so many good, amazing dogs out there whether they're full breed or mongrels, and they need help. Before my friend offered for me to take Lucky, I would have gone to Garda Satwa Indonesia to adopt a dog. I think this awareness was instilled in me by my

parents as all our previous dogs were also adopted."

Now a hands-on PAWrent to Lucky, Richard has managed to potty train the Golden Retriever all by himself, "I wanted to train him right away so he would be easy to handle. I watched Youtube videos so I would know how to teach him properly. I would wake up at 1 or 2 am and let Lucky out so he would learn not to go inside the house. It was easy for him to pick this up and I taught him other things as well. He learned to sit and go down all the way to the floor in a total of four days. He's a quick learner." It is clear that Richard takes great pride in being a PAWrent and likes to spend time with his fluffy baby when he can, "Admittedly, I have been very busy of late so I haven't been able to spend a lot of time with Lucky. However, he has been spending a lot of time with my agent, who I consider family, as well as some really good friends who are also dog lovers and doting PAWrents."

When Richard does have the time, he and Lucky like to play catch, "Lucky

loves the tennis ball, so I play catch/fetch with him. When I'm at home and I wake up early in the morning, we like to go for a run around the neighborhood. Lucky likes people but he gets really excited and won't sit still if there are people around. I find this trait of his fascinating. Someday, I would also like to teach Lucky how to swim but I'm taking it slow. He has water trauma but hopefully I can lure him into the water soon." Richard knows that caring for a pet involves more than playing and taking walks; he also personally oversees Lucky's hygiene and grooming, "I cut his nails, bathe him and brush him myself. At least once a month I also take him to Groovy for grooming."

Now based in Indonesia, Richard finds great comfort in Lucky's presence and feels glad that he has a close companion especially now that he finds himself still adjusting to life in Jakarta, "My family and I lived in Indonesia when I was around five years old until I was 12, but coming back as an adult, it felt a bit weird. You remember all the things you used to do as a kid, but



RICHARD KNOWS THAT CARING FOR A PET INVOLVES MORE THAN PLAYING AND TAKING WALKS; HE ALSO PERSONALLY OVERSEES LUCKY'S HYGIENE AND GROOMING.





"ONCE I'M MORE SETTLED
AND HAVE MORE OF A FUTURE HERE,
I WOULD LIKE TO SEE MY HOUSEHOLD
AND MY BROOD GROW."

now everything's different and maybe because I'm an adult now, I have a different understanding of things. My mom's Indonesian so I can generally relate to Indonesians, but to be honest, I experienced a bit of culture shock when I got here and I'm still adjusting. Right now I'm still a sponge, soaking up everything about Jakarta, living in Jakarta."

Despite his slight difficulty in adapting to Indonesia and the Indonesian way of doing things, Richard is making the most of his time by working hard and focusing on the number of projects he has been entrusted with. Asked if he's staying in Indonesia for good, the dashing actor frankly states that he has a five-year plan to do the most he can within the entertainment industry. But on a more personal note, Richard is also keen on setting up a home base in Indonesia where he can just relax and unwind in between projects, "To be honest, Jakarta's the type of place you don't go out so much. I'm always out for work that's why when I have free time, I usually like to stay at home. Being in a home type of environment is so natural in Indonesia, I find that it's more relaxing to be at home, build up that household thing, whereas in other countries it's a bit different. I do a travel show so I'm always outdoors, always traveling, but when I get a break I call my friends up and ask them to come over to my house."

Richard also has plans of adopting more pets, "Right now, one pet is enough given my hectic schedule. But in the future, when I have my own house and I'm not renting, when I have a more stable life here in Indonesia, absolutely! Once I'm more settled and have more of a future here, I would like to see my household and my brood grow." 🐾



**IS NOW AVAILABLE
AT GO-MART!**

With only **Rp10.000
FLAT RATE DELIVERY!**

HOW TO USE GO-MART



**DOWNLOAD
GO-JEK APP
AT App Store Google play
& CHOOSE
GO-MART**



**CHOOSE YOUR
PREFERRED
RETAILER**



**CHOOSE AND ADD YOUR
ITEM TO CART
MAXIMUM
RP2.000.000**



**REVIEW
YOUR ORDER
AND INPUT
DELIVERY ADDRESS**



**CHOOSE
YOUR PREFERRED
PICKUP
BRANCH**



**GO-JEK
DRIVER WILL
SHOP & DELIVER
YOUR ITEM**



@GOMARTINDONESIA

Available on the
App Store

ANDROID APP ON
Google play

GO-MART
POWERED BY GO-JEK

MY GROOVY PET & I

selfie my bestie with



Dea Saskia Putri with Zorro The Malamute
(3 months old, Malamute)
Instagram: @zorrothemalamute



Dewi Hasan with Oakhill Bailey
Espresso Americano
(5 years old, Parti Standard Poodle)



Hidayat Yorianita with Joey (1 year
old, Persian medium nose)





Abie with Billo



Shanti and Shinta Hoed with Frov-Frov Hoed (2 years old, Shin Tzu)



Indri Hidayat with Cony (5 months old, Persian exotic shorthair flat nose)

PROTECT YOUR PET

Prevention is better than cure. Check out what vaccines should be given to your furbaby in the early stages of his/her life.

By Yosefin Lingga, DVM



Young pets are vulnerable to many kinds of diseases as their immune systems have yet to develop. They do have maternal immunity that is acquired from their moms but this only lasts for a few weeks to a few months, at the most. This is why vaccination is important to be given during the first few months of their life.

Vaccination is an administration of specific antigens or parts of a disease agent to stimulate the body's immu-

nity towards that specific disease. Basically, vaccination works by introducing a weakened disease agent to the immune system so when the real disease actually tries to infect, the immune system recognizes it, attacks the disease agent, and protects the body right away.

According to the World Small Animal Veterinary Association here are the core vaccines that should be given to dogs and cats:

Besides these core vaccines, there are non-core vaccines such as Parainfluenza virus, *Bordetella bronchiseptica*, *Borrelia burgdorferi*, *Leptospira spp.* and Coronavirus for dogs as well as Chlamydia, Feline Leukemia Virus and Feline Immunodeficiency Virus for cats. These are not required to be given and are sometimes not as easy to obtain compared to the core vaccines. The non-core diseases are also dependent upon environmental exposures and lifestyles. Dogs and cats that go out a lot are exposed to more diseases compared to those who only stay at home. Talk to your vet about the epidemiology of diseases in your area and whether it is necessary to give your dog or cat the non-core vaccines.

It is important to understand that complete vaccination only builds the protection of your furbabies up to a certain degree. Good nutrition, cleanliness, and lots of TLC are also important to keep them away from life-threatening diseases. 🐾

DOG	CAT	NOTE
Canine Parvovirus, Canine Distemper Virus, Canine Adenovirus	Feline Parvovirus, Feline Herpesvirus, Feline Calicivirus	Start at 6-8 weeks old, repeat every 2-4 weeks until 16 weeks old, and then annually.
Rabies	Rabies	Give after 12 weeks old and to be repeated annually or every 3 years depending on the law of the country.



ADVERTORIAL

stempets®

Advanced Formula



ccc is a natural stem cell enhancer for dogs and other house pets. It is the specially formulated pet equivalent of our patented stem cell enhancer (AFA Concentrate) for humans, documented to support the natural release of adult stem cells from bone marrow.

In a clinical study AFA Concentrate naturally increased the number of circulating stem cells in the body.

Available in tasty chewable tablets, this high-quality nutritional supplement has been designed to meet the needs of dogs and other house pets.

Natural Renewal

StemPets® Advanced Formula supports the natural release of adult stem cells from your pet's bone marrow. Adult stem cells play a key role in the natural renewal process. Their primary role is to maintain and repair tissue. Scientific studies have shown that increasing the number of circulating adult stem cells in the body is an important aspect maintaining optimal health.

In addition to StemPets Advanced Formula, Stemtech's animal product line includes StemEquine® Advanced Formula for horses. Stemtech's line of stem cell nutrition products for humans includes **SE3®, StemFlo®, StemSport® Advanced Formula**, and **ST-5 with MigraStem®**. These products are designed to work together as a system to provide you with the optimal health.



"Within two weeks of using StemPets Advanced Formula my German Shepherd's hips were not as stiff and she started running like a puppy." – Jan A., IN



PET STUPOR


MAYBE YOUR FUR BABY IS JUST HAVING
A BAD DAY OR COULD HIS SLUGGISHNESS
MEAN SOMETHING ELSE? By Yosefin Lingga, DVM



One morning when you wake up you notice that something is wrong with your dog. He is not as bright as usual, displays no excitement during his morning walk, and refuses his food. What is happening with your dog can be described as lethargy. Lethargy is a symptom of sleepiness or fatigue. Your pet may appear sluggish and tired even when not doing any exercise. Lethargy is a non-specific symptom of many diseases or conditions. It may have little effect on your pet but it also may represent a life threatening illness.

Here are some possible causes of lethargy in your pet:

- ✖ **INFECTIOUS DISEASES.** Parvovirus, distemper, leptospirosis, kennel cough, FIV, and FeLV are just a few of the infectious agents that can cause lethargy especially in young pets. These infections can cause serious health damage to the pet that contracts them.
- ✖ **ANEMIA.** This is a condition wherein normal red blood cell levels decrease. Since red blood cells work to deliver oxygen and nutrients to tissues and organs all over the body, the lack of them would cause a lot of problems. Anemia itself can be caused by a lot of factors, for example bleeding, worm infestation, blood parasites, kidney disease, and immune problems.



- ✖ **LUNG PROBLEMS.** The lungs is where the oxygen and carbon dioxide are exchanged. Blockage in the upper respiratory tract or the inability of the lung tissue to work properly will lead to low oxygen levels.
- ✖ **HEART PROBLEMS.** The heart is the pump which circulates blood throughout the body. Heart function insufficiency can lead to the lack of oxygen and nutrients in organs.
- ✖ **HYPOGLYCEMIA.** This means a low blood sugar level. Hypoglycemia can cause your pet to become very weak. The cause of this can be varied but in young pets, this usually occurs because of inadequate food intake.
- ✖ **DRUGS OR MEDICATION.** A lot of drugs or medication can cause lethargy. If your pet is taking a certain medication make sure that you are informed about any side effects that are possible with consumption.

of lethargy are manageable. If your pet is lethargic for more than a day, it is best to bring him to the vet. Try to remember if there are any changes in your pet, his diet, and the environment lately. Be sure to mention to your vet if there are any other signs such as diarrhea, vomiting, breathing difficulty, limping or pain, etc. The vet will assess the history that you impart, conduct a physical examination, and probably do further diagnostic testing such as laboratory tests and x-ray or ultrasound as needed.

The veterinarian's treatment of the lethargy will be dependent on the cause and other symptoms that go with it. If it is not possible for you to visit the vet right away, you can try to confine your pet to let him rest and monitor his symptoms in case they get worse. It is better if you have a thermometer at home so you can check whether your pet has a fever. You do need to get him to emergency care in case of extreme lethargy accompanied by unusual symptoms such as fever, breathing difficulty, vomiting more than 2-3 times, trauma, poisoning and seizures, among others. Prevent this from happening by being an observant PAWrent and always be on the lookout for any signs or symptoms. 🐾

Some other causes of lethargy are neuromuscular disease, poisoning, cancer, immune system problems, nutritional deficiency, gastrointestinal problems, urinary tract problems, electrolyte imbalance, hormonal imbalance, etc.

Be alarmed when this happens to your pet but do not scare yourself and panic right away. Mostly, the causes







TUMMY TROUBLES IN PETS

WHAT ARE THE SIGNS OF IRRITABLE BOWEL SYNDROME? CHECK OUT THE DEFINITION, SYMPTOMS AND POSSIBLE TREATMENTS BELOW.

By Deasy Anellis Juwana, DVM

Every dog (and human) has experienced having an upset tummy and needing to go number two on the double at least once in his lifetime. If this frequently happens to your pet, it is possible that he suffers from irritable bowel syndrome.

WHAT IS IT?

Defined as a chronic irritation in the lining of the bowels of dogs, irritable bowel syndrome is commonly associated with chronic inflammation and discomfort of an animal's bowels. Not usually linked to gastrointestinal disease, its causes are sometimes hard to ascertain however it could be due to diet intolerances, allergies, the ability

of the food to effectively pass through the gastrointestinal tract and mental distress.

WHAT ARE THE SIGNS?

The most common symptoms of irritable bowel syndrome is chronic or occasional diarrhea, as well as the recurrent movement of small amounts of feces and mucus. Constipation can also be a sign of this condition as well as abdominal pain, bloating, vomiting, and nausea. Dogs who suffer from this syndrome may experience some pain when their tummy is touched.

WHAT CAUSES IT?

Though there are numerous causes

of irritable bowel syndrome some are more common than others including:

- + Abnormal colonic myoelectrical activity and motility
- + Dietary fiber deficiency
- + Dietary intolerances
- + Stress, mental distress
- + Changes in neural or neurochemical regulation of colonic function

WHAT SHOULD I DO?

If you notice that your dog often suffers from diarrhea or frequently vomits, you can bring him to the veterinarian for a check-up. Provide the vet a thorough summary of your dog's health history, giving particular attention to when you first noticed the symptoms and what your dog has been eating recently. The vet may also ask you what recent activities you and your dog have engaged in. After the consultation, the veterinarian will most likely perform a thorough physical exam on your dog, bearing in mind the background history of symptoms and possible incidents that might have caused his condition. A physical exam will help the veterinarian rule out any other potential causes of large bowel diarrhea, including: whipworms, inflammation of the colon (inflammatory colitis), clostridium perfringens (bacterial infection), fiber-responsive large bowel diarrhea, dietary indiscretion or intolerance, giardiasis, histoplasmosis (systemic fungal infection), pythiosis, colonic neoplasia (mass or tumor of the colon), and cecal inversion (abnormal turning of the intestine).

WHAT IS THE TREATMENT?

Treatment for the syndrome can usually be managed at home and does not require your dog to be hospitalized. The veterinarian will probably advise you to feed your dog a highly digestible diet, with plenty of fiber sources, in order to help restore and manage the normal bodily function of the digestive

HOW CAN THIS BE PREVENTED?

Following your initial visit to the vet, you will probably be advised to monitor the frequency with which your dog defecates and the consistency of his stool. The vet will also ask you to look out for signs of possible constipation, abdominal discomfort or vomiting.

Once your dog recovers, it would be best to pay close attention to what your furry baby eats. Your vet can also enlighten you on what diet or types of food your dog should regularly ingest to avoid another spell of irritable bowel syndrome. This would normally include highly digestible food as well as lots of fiber, and a thorough consultation with your vet will allow both of you to work together to ensure that your dog gets a highly nutritious diet that is in accordance to your dog's breed, age, and activity levels. 🐾




**"ONCE YOUR DOG RECOVERS,
IT WOULD BE BEST
TO PAY CLOSE ATTENTION TO
WHAT YOUR FURRY BABY EATS."**

DESTINATION:



SINGAPORE



Paul and
Janette
Evison with
Suzy



🐾 Where did you live in Indonesia?

We used to reside in Kemang, South Jakarta.

🐾 How long did your pet live in Indonesia?

Suzy lived in Indonesia for five years.

🐾 And when did you leave?

We left Indonesia last June 2015.

🐾 Where did you move to?

We now call Singapore home.

🐾 What airline did your pet use?

Suzy flew to Singapore using Lion Air.

🐾 What is your pet's favorite activity in your new home?

Nowadays, Suzy likes to watch the pool.

🐾 What was your pet's favorite activity in Indonesia?

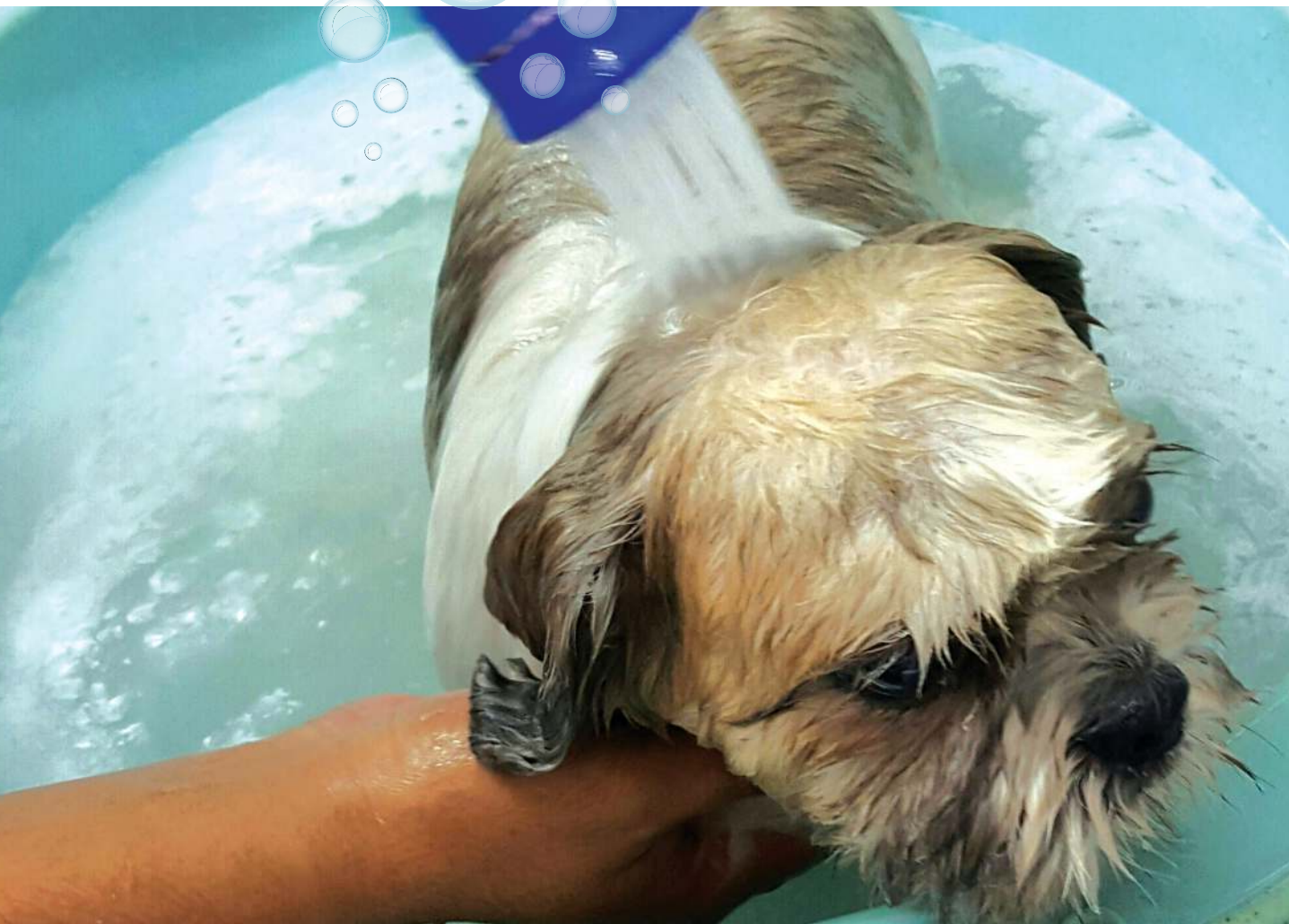
In Indonesia, Suzy's favorite pastime was walking.

🐾 Please describe your pet's personality?

Suzy is a bit stubborn but loyal.

BUBBLE CLEAN

GIVE YOUR PET THE GIFT
OF GOOD HYGIENE WITH
THE LATEST GROOMING
SERVICE FROM **GROOVY**.



It has recently become very popular for pet owners and pet lovers alike to have their dogs or cats bathed using modern grooming services such as microbubble grooming. This 'new' technology is adapted from technology used for human and general purposes and is now applied for the effective grooming of pets.

WHAT ARE MICROBUBBLES?

In a nutshell, microbubbles are just very small bubbles. The difference lies in how small they actually are. To qualify as "micro," a bubble must be less than 1000 micrometers in size. In order for the bubbles to be effective for the **deep cleaning of skin**, they should measure less than 25 micrometers but larger than 2 micrometers. This size range allows the bubbles to effectively penetrate hair follicles and skin pores while not being small enough to pass through the epidermis.

The implementation of the microbubble technique in pet grooming was initially started by groomers in modern countries such as Japan, USA, Canada, Korea and Taiwan. This technique has now increased in popularity and has spread all over the world as the latest trend in pet grooming services.

The usage of microbubbles in pet grooming provides pet owners with not only an effective grooming technique for their beloved healthy pets but it also presents an alternative solution for the bathing of pets with skin problems as well as animals with sensitive skin. Microbubbles are safe for your furry babies and the hypo-allergenic method is suitable for all kinds of pets.

Furthermore, this technology does not require the use of shampoo, soap, medication or any chemical elements



This picture is Courtesy of Thera-Clean TM

in the grooming of pets, rather it makes use of just water and microbubbles. This is why it is perfectly safe for those pets who are allergic to shampoos or chemicals.

HOW DOES IT WORK?

The microbubble technology has already been in use for more than 10 years in big projects such as water treatment plants, as well as in oxygen supplies in shrimp ponds or fish ponds etc. Within the home, a similar technique is used for bubbles in fish tanks or aquariums.

With the aforementioned size specifications for microbubbles, this type of grooming just needs water and a microbubble generator to produce microbubbles to bathe and clean different animals such as dogs, cats, rabbits etc. The microbubbles will remove all dirt, mud, and even bacteria, so your pet will return from the groomers clean and healthy.

The bubbles produced by the generator are so tiny that they are smaller than the pores of human or animal

skin. Because of its minute size, the bubbles do not only clean the surface but they get into the roots of the fur and hair for maximum cleaning. In addition, the bubbles also remove the oil or dead skin cells that clog the pores so the skin can breathe more easily and promote the growth of healthy skin. It also removes residual particles of shampoo, soap, dirt, oil, and even bacteria. Residue of medication which can cause many skin diseases and cannot be easily or completely removed with normal baths, can be easily removed using this technology. Suffice to say, undergoing microbubble grooming will be a less expensive and more effective way of combating this condition, while also ensuring that your pet stays healthy and super clean.

Groovy Grooming is happy to announce that we will start using microbubble technology as our standard for pet grooming. Look out for the next edition of **Groovy Magazine** where we will share the testimonials of our clients after letting their furry babies experience microbubble technology at Groovy Grooming. 🐾



ASK
THE
EXPERT:

GO FETCH!

PETS NEVER TIRE OF THIS CLASSIC GAME.
USE IT AS A TRAINING TOOL AND HAVE FUN
WITH YOUR POOCH. By Lance Tan

GROOVY BINTARO & BSD VET PROGRAM

A Groovy Veterinarian is now available for you and your pet(s) at Groovy Bintaro and Groovy BSD.








WANT TO SEE A GROOVY VETERINARIAN, BUT CAN'T COME TO RADIO DALAM?

BINTARO: EVERY WEDNESDAY
10:00 AM – 12:00 PM

BSD: EVERY SATURDAY
10:00 AM – 12:00 PM



SERVICES OFFERED:

-  GENERAL PET HEALTH CONSULTATIONS AND EXAMINATIONS
-  MICROCHIPPING
-  RABIES SEROLOGY TEST
-  BLOOD TEST*
-  VACCINATIONS (BY APPOINTMENT)

**Blood and other samples will be tested at the Groovy Vetcare Clinic laboratory in Radio Dalam*

FOR MORE INFORMATION OR TO MAKE AN APPOINTMENT:

GROOVY BINTARO

Ruko Victorian Blok C5
Jl. Bintaro Utama Raya 3A

☎ +62 21 737 2964 /
737 5499

🏠 bintaro@groovy.co.id

GROOVY BSD

Ruko Malibu ITC BSD
Blok A, No. 8

☎ +62 21 537 4443 /
537 4460

🏠 bsd@groovy.co.id

GROOVY VETCARE CLINIC

Jl. Radio Dalam Raya No. 49
Jakarta 12140

☎ +62 21 728 00 617 /
7279 6089

HOTLINE / EMERGENCY:

0811 888 2490

🏠 vetcare@groovy.co.id





The best way you can show your pet you love him is by spending time with him. This time can be spent just relaxing in front of the TV together or by playing around in the house or the yard. However, one of the best parts of having a pet is being able to train him to listen and respond positively to your commands. When you and your dog have established a trusting relationship with one another, then you can apply the commands and cues you use in training to play fun games with your pet. One great game is fetch.

FETCH IS A TWO-SIDED GAME

Many pups enjoy chasing a ball or toy, but not every pup will bring it back; some try to entice you into a game of catch me if you can. Pups generally can outmaneuver people when they want to, so you probably won't get the toy back by chasing.

Not only does this keep-away tease make fetch annoyingly one-sided, it also teaches the pup to run off with the toy instead of giving it back. This can translate into refusal to give up "stolen" items he shouldn't have. Fortunately, there's an easy fix for this keep-away problem.

STEP 1: You'll need a toy, a chair and a magazine you've wanted to read. Throw the toy for your pup, then sit down and read. Ignore your pup if he teases you with the toy to get you to chase him.

STEP 2: Do not respond in any way. Hold one hand up where your pup can reach it, palm up, so when he decides to give you the toy, your hand will be waiting to receive it. Until then, don't look at him. Just read the magazine.


If your pup teases you with the toy, it won't work because you simply won't notice. Keep-away is boring when played alone, so pretty soon your pup will try to lure you back by bringing the toy closer, trying to tempt you. Keep reading.

STEP 3: When your pup realises he wants to play this game more than you apparently do, and the only way he'll get to chase the toy is if he gives it to you, that's what he'll do. When you feel the toy touch your hand, look up from your magazine, smile warmly at your pup and cue him to give you the toy. If

he won't give it up right away, go back to reading. When he does give it to you, praise, give him a treat, then throw the toy for him to chase again.

Puppies need mental and physical exercise every day to grow to their best potential. Games are good for this; plus, they're fun. You can use games to help you teach your pup better manners while you exercise and entertain him. You'll soon notice he's becoming more cooperative and polite, applying skills he's learning from the games. So grab some toys and treats and call your pup. OK now: Ready, set, play! 🐾

PHOTO: SHUTTERSTOCK.



GROOVY PET TRANSPORT

INDONESIA'S FIRST ANIMAL RELOCATION
SPECIALIST



📍 More than
10,000 dogs
and cats exported
and imported
since 1997

📍 One-stop-
point for Vetcare,
Pet Supplies
& Grooming,
Boarding, Pet Taxi

📍 Member of



**WE DELIVER
WHAT WE PROMISE**



+ 62 21 719 22 83 / 86



+62 812 1317 6900



transport@groovy.co.id



groovypettransport



www.groovy.co.id



THE HIERARCHY OF DOGS

Is your baby the 'alpha' dog or a 'subordinate'?
Find out by being an observant PAWrent. By Lance Tan

Dogs are social animals whose evolutionary history make them willing and able to live in groups. Group living enabled wolves to work together to obtain food, raise their young and defend their territory. It would be counterproductive for members of a group to fight with each other and risk injury. That would prevent them from working with the group. Therefore,

dogs have a social structure in which each dog is either dominant (leader) or subordinate in its relationship with each other and as pack members. This is a "dominance hierarchy".

The leader or "alpha" dog is the one that has first access to all the "critical" resources. These resources include food, resting places, mates, territory

and favored possessions. Assertion of dominance by the alpha is generally communicated through facial expressions, body postures and actions. Fighting is rare, since as soon as the subordinate submits or defers to the alpha animal and the alpha gets its way, he or she gives up the challenge.

You will need to identify the subordinate dog and ensure that you are not encouraging the subordinate dog to challenge the more dominant one. It is critical that you never come to the aid of the subordinate against the more dominant. If left alone, the dogs will often use posturing and threats to end encounters without injury. If one dog backs down, the problem may be resolved. However, when neither dog is willing to give up the dominant position (as in a young dog challenging an older dog in the home), fighting will usually occur.

To avoid conflict, be an observant PAWrent and follow your pets' existing hierarchy. This will result to an organized co-existence and a peaceful home life for you and your dogs. 🐾



PHOTO: SHUTTERSTOCK.



So much **more**
than just a dog
So much **more**
than just a kibble



B R E E D H E A L T H N U T R I T I O N

RECOGNIZE THE SYMPTOMS AND SEEK VETERINARY ADVICE



● Loss appetite

● Vomiting

● Diarrhea



If you find any symptoms above in your cats or dogs,
seek immediate Veterinary advice to get the
recommended action and precise nutrition.

royalcanin
indonesia

f Royal Canin Indonesia

@royalcanin_ID