

L U F E N C E

IMAGINE | INNOVATE | INDULGE



| Banquet & Conference
Equipment

Lufence



A better approach to hospitality.



Well designed, carefully selected and highly versatile products go a long way in improving the hospitality experience for any individual.

Our international team at Lufence understands that a smoothly functioning event, be it a business conference or a wedding banquet, depends on the perfect equipment as much as the right people. Our products, ranging from chairs to mobile stages, provide superior look, feel and functionality that enrich your services.

With offices and teams across the globe, and a rich history with the best in the industry, Lufence can provide the right furniture and equipment for any hospitality needs.

Ergonomically superior chairs such as Ergo series are designed keeping human factors in mind, while our aesthetic conference tables have optional modesty panels, keeping in mind basic user requirements.

Lufence is a commitment to innovation and quality.

Contents

1	Seating	1 - 32
2	Chair Connectors	33 - 34
3	Chair Trolleys	35 - 36
4	Conference Tables	37 - 43
5	Banquet Tables	44 - 48
6	Ultralight Tables	49 - 54
7	Table Trolleys	55 - 56
8	Dance Floors	57 - 59
9	Stages	60 - 61
10	Stage Steps	62

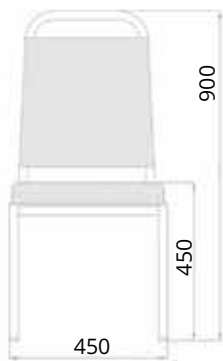


Seating

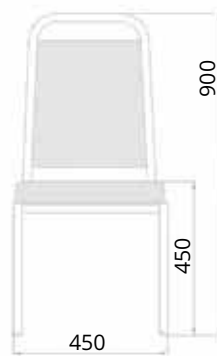


Minima

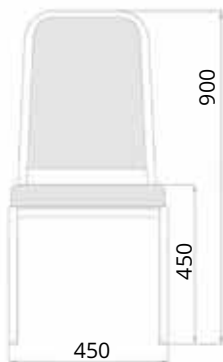
Minimal and attractive, Minima is created to suit most seating requirements from conferences to banquets.



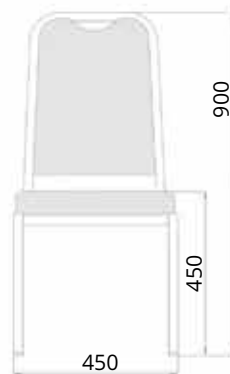
MNMC1 | Depth 470 | Stacking 10



MNMC2 | Depth 470 | Stacking 10

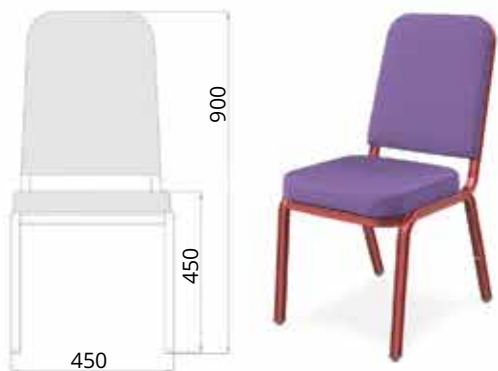


MNMC3 | Depth 470 | Stacking 10




MNMC4 | Depth 470 | Stacking 10





MNMC5 | Depth 470 | Stacking 10



MNMC6 | Depth 470 | Stacking 10



MNMC7 | Depth 470 | Stacking 10



All Minima
Chairs stack
10 chairs high



Ergo

Contemporary aesthetics and advanced features such as **motion back** and **lumbar support** make Ergo perfect for all - day comfort seating.



Ergo




ERGC1 | Depth 470 | Stacking 08



ERGC2 | Depth 470 | Stacking 08



ERGC3 | Depth 470 | Stacking 08




ERGC4 | Depth 470 | Stacking 08



ERGC5 | Depth 470 | Stacking 08





ERGC6 | Depth 470 | Stacking 08



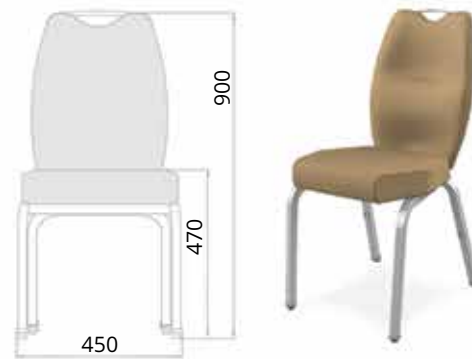
ERGC7 | Depth 470 | Stacking 08



ERGC8 | Depth 470 | Stacking 08



ERGC9 | Depth 470 | Stacking 08

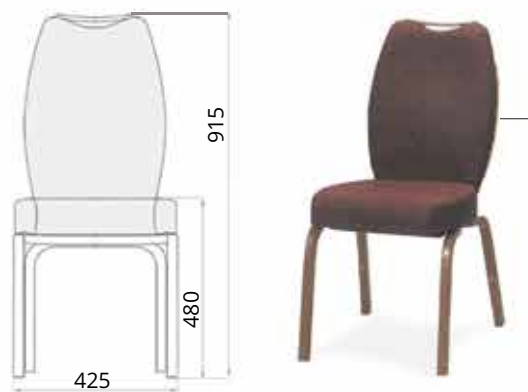


ERGC10 | Depth 470 | Stacking 08

Stack buttons are installed on all Ergo series chairs, with swivel feet or moulded feet as options.

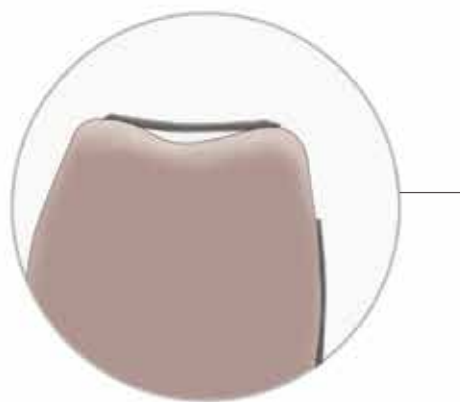


ERGC11 | Depth 585 | Stacking 5



ERGC12 | Depth 585 | Stacking 5

Backside handles
are optional for all
Ergo models




Special rods on the back of **ERGC12**
give it additional strength and stability



Ergo Lite

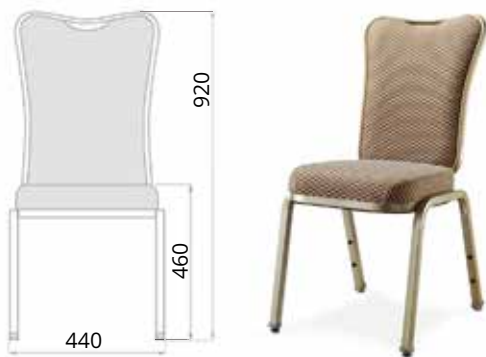
Ergo Lite maintains comfort yet with a lack of full cushion cover, has a lighter footprint.



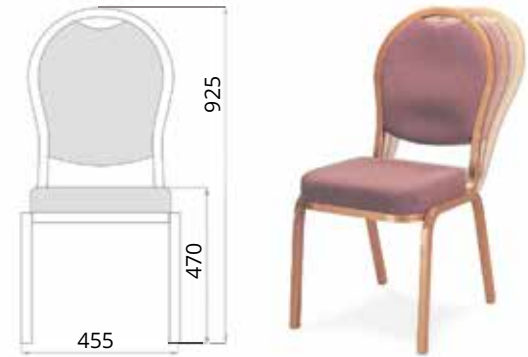
ERLC1 | Depth 520 | Stacking 16



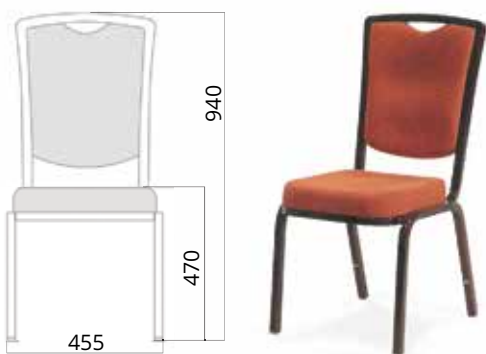
ERLC2 | Depth 520 | Stacking 16



ERLC3 | Depth 520 | Stacking 16



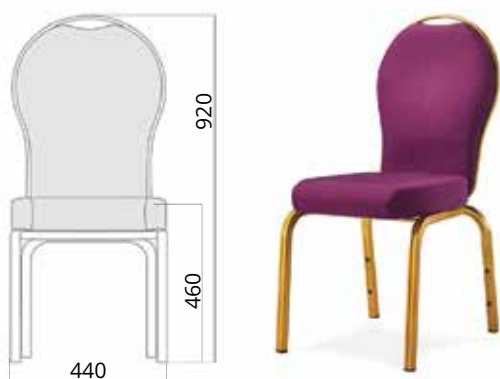
ERLC4 | Depth 600 | Stacking 10



ERLC5 | Depth 600 | Stacking 10

Whitney

Lumbar support and plush cushions make Whitney comfortable, while **special back rods** make it a sturdy and rock solid design.



WTNC1 | Depth 520 | Stacking 16



WTNC2 | Depth 520 | Stacking 16



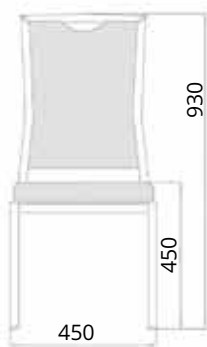
WTNC3 | Depth 520 | Stacking 16

Aluminium rods at the back add strength and prevent flexing.

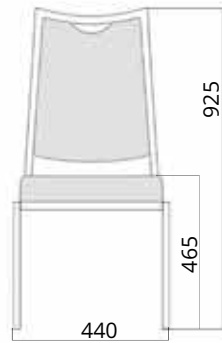


Elise

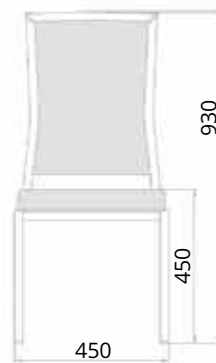
Elise is sharp and suave,
perfect for formal and semi-
formal events.



ELSC1 | Depth 470 | Stacking 10



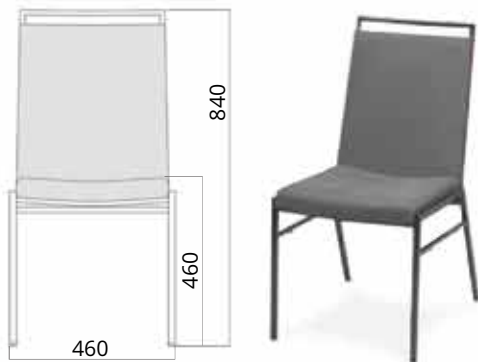
ELSC2 | Depth 470 | Stacking 10



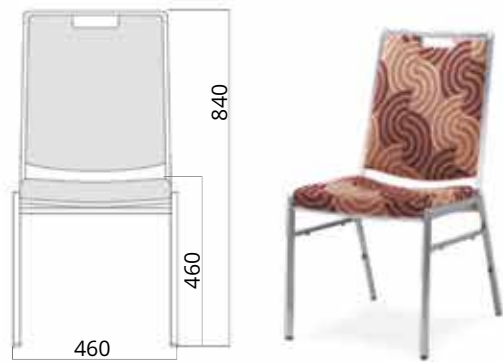
ELSC3 | Depth 470 | Stacking 10

Monarch

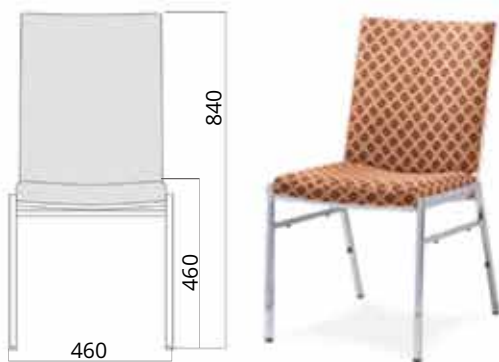
Monarch is sleek, elegant and futuristic. Available with action back for comfort and stacking bar for vertical stacking.




MNCC1 | Depth 575



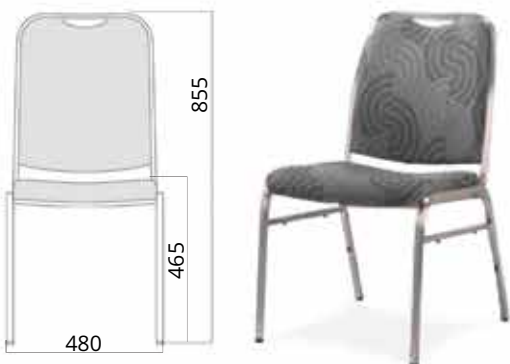
MNCC2 | Depth 610



MNCC3 | Depth 625



MNCC4 | Depth 610



MNCC5 | Depth 625

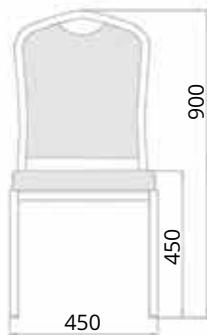


MNCC6 | Depth 625

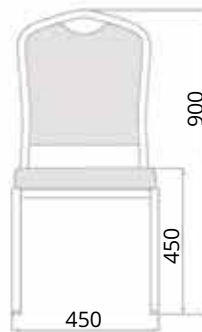


Cardiff

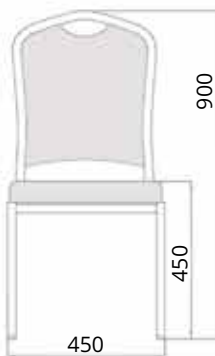
A world - famous model, Cardiff is a great daily design for banquets and formal events of larger scale.



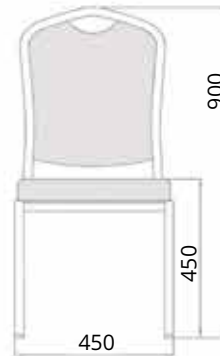
CRDC1 | Depth 470 | Stacking 10



CRDC2 | Depth 470 | Stacking 10

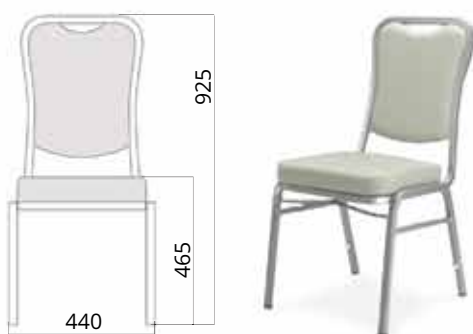


CRDC3 | Depth 470 | Stacking 10

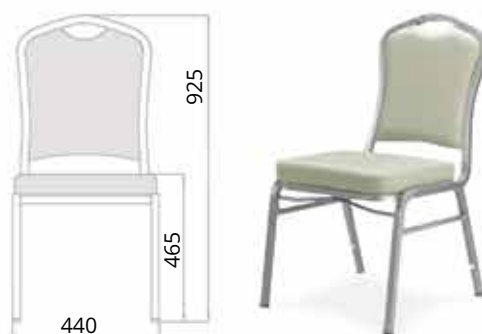


CRDC4 | Depth 470 | Stacking 10






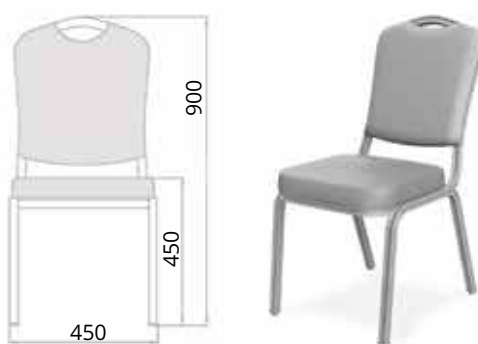
CRDC5 | Depth 470 | Stacking 10



CRDC6 | Depth 470 | Stacking 10



CRDC7 | Depth 470 | Stacking 10



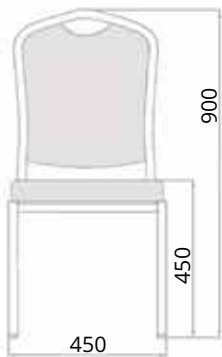

CRDC8 | Depth 470 | Stacking 10



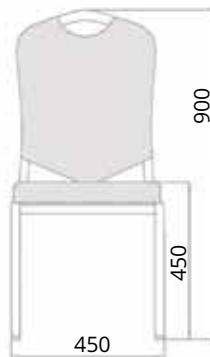
CRDC1



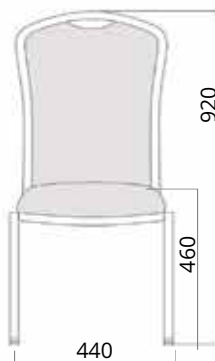
CRDC9



CRDC9 | Depth 470 | Stacking 10




CRDC10 | Depth 470 | Stacking 10



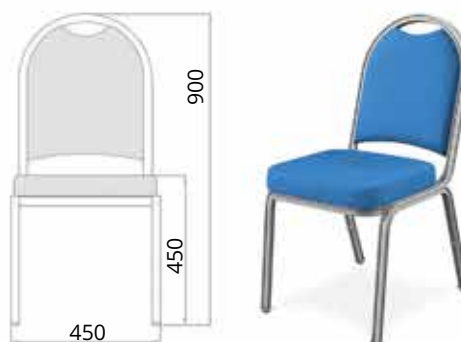
CRDC11 | Depth 520 | Stacking 16

Delphi


Delphi is a classic design made to stand the test of time. Its roundness adds a comforting feel to any decor.



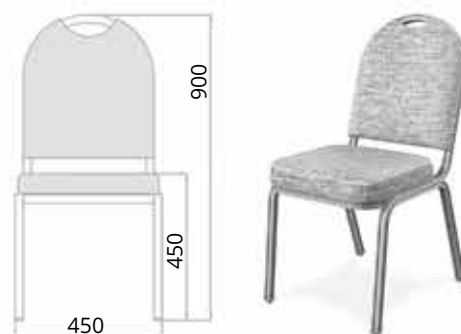
DLPC1 | Depth 470 | Stacking 10



DLPC2 | Depth 470 | Stacking 10

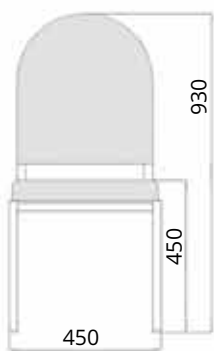


DLPC3 | Depth 470 | Stacking 10

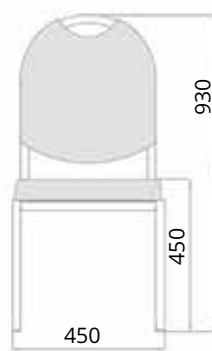


DLPC4 | Depth 470 | Stacking 10





DLPC5 | Depth 470 | Stacking 10



DLPC6 | Depth 470 | Stacking 10

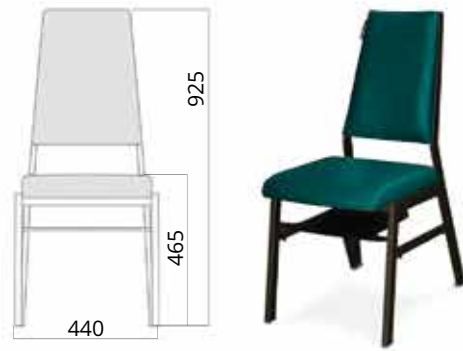


Espirit

Espirit is a functional collection. Sharp lines and a slim profile will provide a contemporary look to your decor.

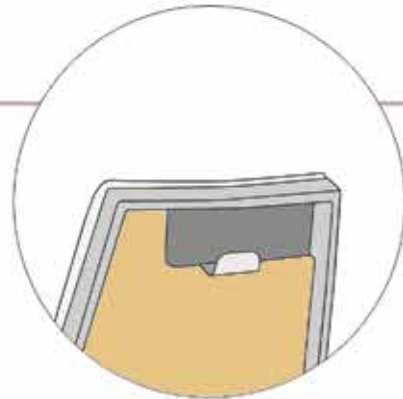


ESPC1 | Depth 613 | Stacking 10

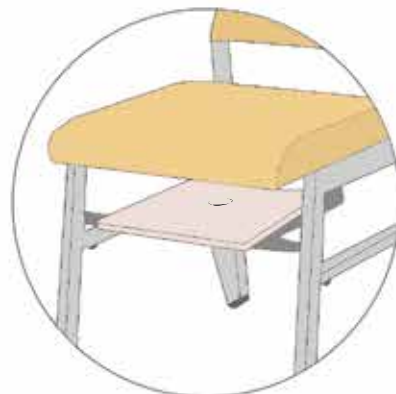


ESPC2 | Depth 613 | Stacking 10

FEATURES



Backside coat / bag hook

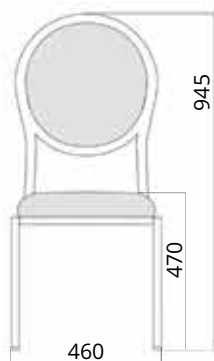


Laptop tray under the seat

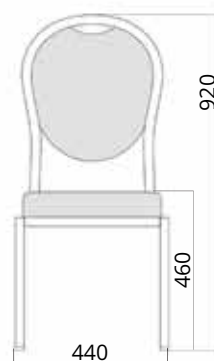


Chevalier

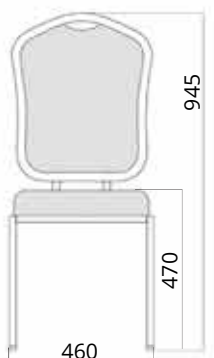
Chevalier is a commanding design - a touch of luxury for special occasions



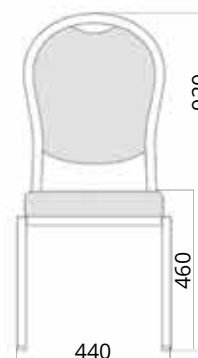
CHVC1 | Depth 520 | Stacking 16



CHVC2 | Depth 520 | Stacking 16

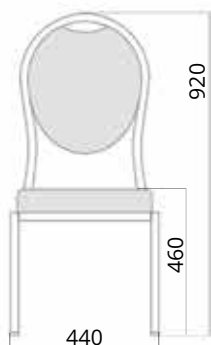


CHVC3 | Depth 520 | Stacking 16

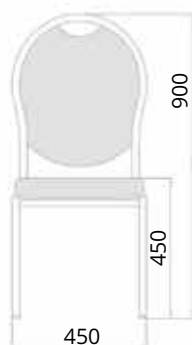


CHVC4 | Depth 520 | Stacking 16





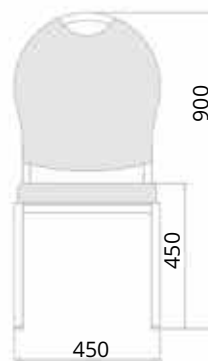
CHVC5 | Depth 520 | Stacking 16



CHVC6 | Depth 470 | Stacking 16




Arm rest options
available for **CHVC5**
and **CHVC10**




CHVC7 | Depth 470 | Stacking 10





CHVC8 | Depth 470 | Stacking 10



CHVC9 | Depth 470 | Stacking 10



CHVC10 | Depth 470 | Stacking 10



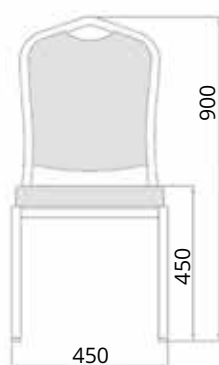


Noble

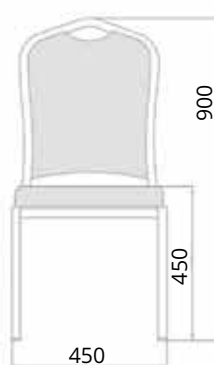
Noble is a timeless classic, complementing a wide variety of decor and most large to small scale events.

Noble

Noble is a timeless classic, complementing a wide variety of decor and most large to small scale events.

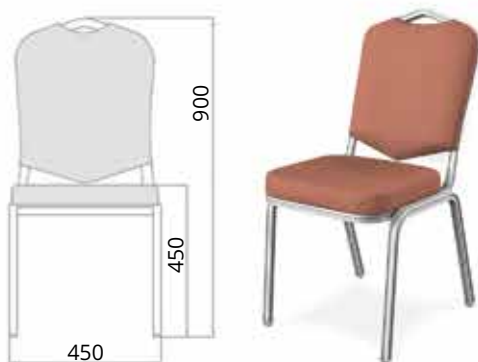


NBLC1 | Depth 470 | Stacking 10

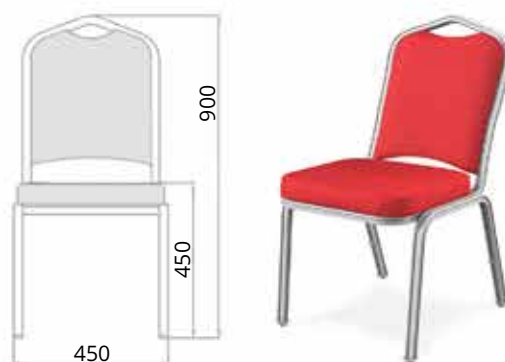


NBLC2 | Depth 470 | Stacking 10






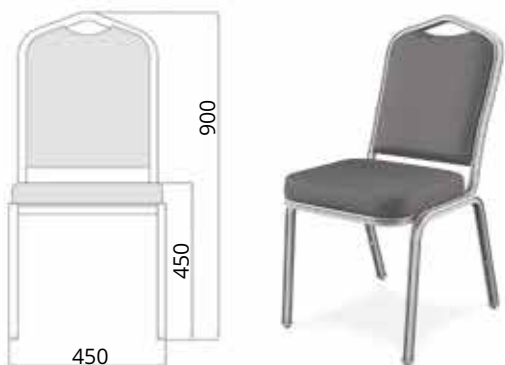
NBLC3 | Depth 470 | Stacking 10



NBLC4 | Depth 470 | Stacking 10



NBLC5 | Depth 470 | Stacking 10



NBLC6 | Depth 470 | Stacking 10

“
Lufence products are robot welded
and machined to a high precision,
so they have a longer life and are
completely dependable.
”



Symphony

Symphony means versatility and lightness -
It makes any decor look pleasant, airy
and elegant.



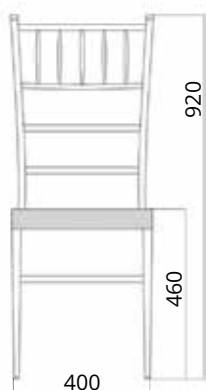
SYMC1 | Depth 420 | Stacking 12



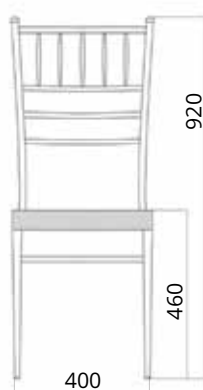
SYMC2 | Depth 420 | Stacking 12



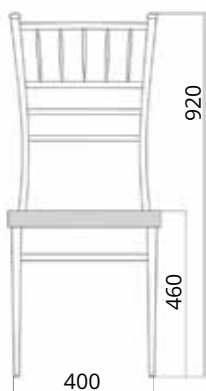
SYMC3 | Depth 420 | Stacking 12



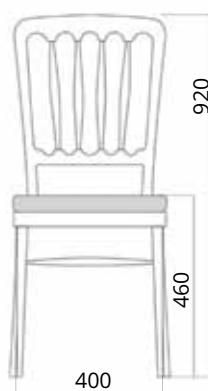
SYMC4 | Depth 420 | Stacking 12



SYMC5 | Depth 420 | Stacking 12



SYMC6 | Depth 420 | Stacking 12

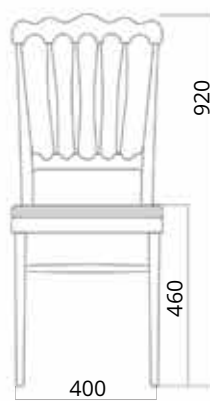


SYMC7 | Depth 420 | Stacking 12





SYMC8 | Depth 420 | Stacking 12



SYMC9 | Depth 420 | Stacking 12




//

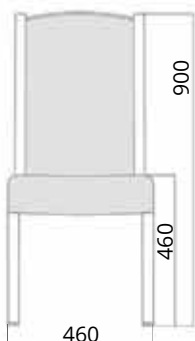
***Lufence** ensures excellent craftsmanship and high quality machining, and promises the best banquet and conference products.*

//

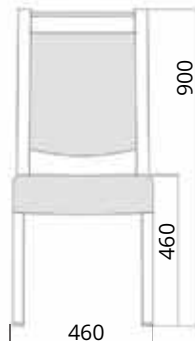




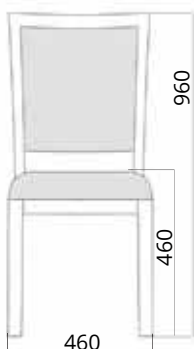
Constructed from light weight aluminium, Maple adds the rich look of premium wood to your ambience.



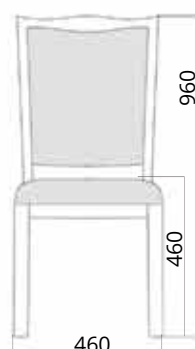
MPLC1 | Depth 480 | Stacking 6



MPLC2 | Depth 480 | Stacking 6

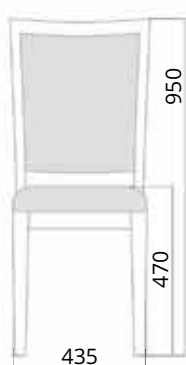


MPLC3 | Depth 500 | Stacking 6

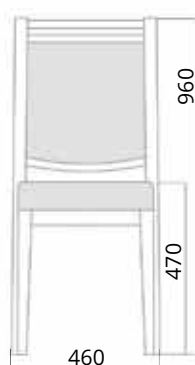


MPLC4 | Depth 500 | Stacking 6

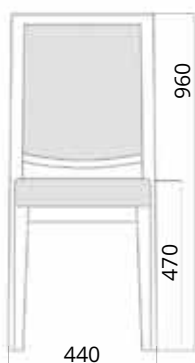




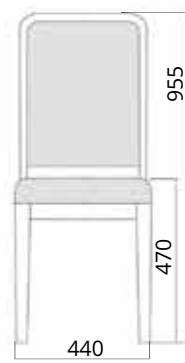
MPLC5 | Depth 550 | Stacking 5



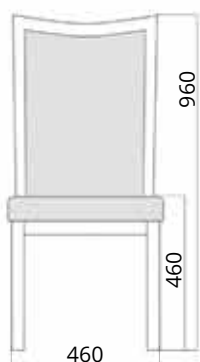
MPLC6 | Depth 550 | Stacking 5



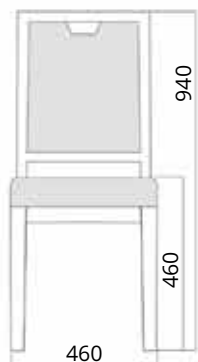
MPLC7 | Depth 550 | Stacking 5



MPLC8 | Depth 550 | Stacking 5



MPLC9 | Depth 550 | Stacking 6



MPLC10 | Depth 480 | Stacking 6

MPLC9 stacks
6 Chairs high

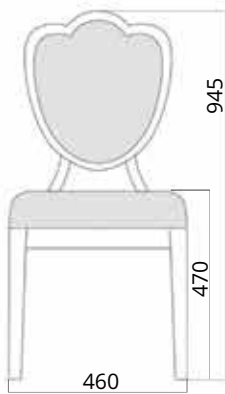


MPLC10 suits fine -
dining ambiances.

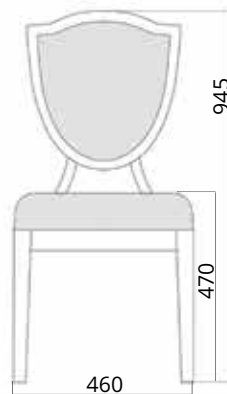


Ornate

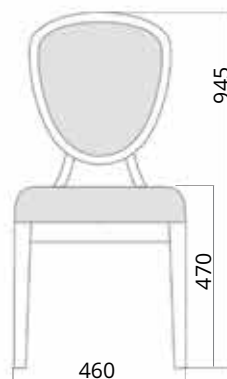
Ornate fits for a royal affair, be it luxury dining, VIP seating or a large wedding.



ORNC1 | Depth 520 | Stacking 8



ORNC2 | Depth 510 | Stacking 8



ORNC3 | Depth 510 | Stacking 8



Georgia

Georgia is a folding chair collection suited for outdoor as well as indoor events, constructed from weather-resistant HDPE and stainless steel.



GRGC1 | Depth 570 | Stacking 6



GRGC2 | Depth 570 | Stacking 6



GRGC3 | Seat width 300



GRGC4 | Seat width 300



Georgia series chair trolleys available upon request.



Chair Connectors



Chair Connectors

CCL1 and CCL2 chair connectors are light weight and common for all Lufence chairs.

CCL1




Negative Connector



Positive Connector

CCL2



Chair Trolleys

Lufence provides a premium selection of durable 2, 3 and 4 wheel trolleys.

CHTR1 - 2 wheel trolley






CHTR2 - 3 wheel trolley



CHTR3 - 4 wheel trolley


Conference Tables



Conference Tables

Lufence's CT collection offers multiple design choices, including modesty panels, edges and laminates, and stainless steel leg frames.


RCT1

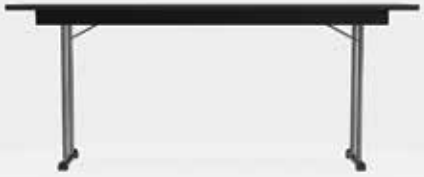


Laminate options for
all conference tables:




CONFERENCE TABLE CODES & SIZE

Table top	Top dimensions	Table height	Size code
	1840 x 455	760	RCT(x)1845
	1840 x 610	760	RCT(x)1861
	1840 x 760	760	RCT(x)1876



T - shaped leg mechanism allows easy opening and closing of table legs, and also makes the table lighter.

Details




Edge options for all conference tables:



Modesty Panels

RCT2 - Folding type modesty panel

RCT2 conference table series come with attached modesty panels that snap into place under the table when not required. **No assembly needed**



RCT3 - Detachable half modesty panel

RCT3 conference table series have detachable half - length modesty panels. These attach to the table via **EZ clips** on the sides. Legs are standard T - frame design.

RCT3 table
With **ESL06**
chairs



Heavy duty **EZ clips**
to attach or remove
panel




RCT4 - Detachable full modesty panel

RCT4 conference table series have detachable full-length modesty panels. These attach to the table via **EZ clips** on the sides. Legs are standard T-frame design.




RCT4
With **Elise**
Series chairs
ELSC1 & ELSC2



RCT5 - Wooden full modesty panel

Switchable wooden panels on RCT5 can be assembled in multiple ways -only front or front with sides. Easy set-up in a short time.

RCT5
With Ergo Series
chairs **ERGC1**



1
Unfolded leg frame -
ready for assembly

2
Front panel mounted
onto provided brackets



3
Side panels mounted
onto provided brackets



Banquet Tables



Banquet Tables

Banquet tables are available in 6 different shapes, a wide range of sizes and materials.









RDBT
with **Flock top** and
Aluminium edges

RDBT
with **Felt top** and
Aluminium edges

All shapes of Banquet tables come in multiple surface options - **Flock top, Laminate top and Felt top**. They can be paired high quality edges such as **Laminate edges** or **Aluminium edges**.



Shape	Sizes	Code	Shape	Sizes	Code
 RDBT	Ø 910 Ø 1220 Ø 1530 Ø 1840	RDBT91 RDBT12 RDBT15 RDBT18	 RCBT	1840 X 455 1840 X 610 1840 X 760	RCBT1846 RCBT1861 RCBT1876
 HFBT	Ø 910/2 Ø 1220/2 Ø 1530/2 Ø 1840/2	HFBT91 HFBT12 HFBT15 HFBT18	 SQBT	610 X 610 760 X 760	SQBT61 SQBT76
 QRBT	Ø 910/4 Ø 1220/4 Ø 1530/4 Ø 1840/4	QRBT91 QRBT12 QRBT15 QRBT18	 CRBT	Ø 2750/5 75° segment	CRBT27
All Banquet tables height : 760 mm					



RDBT12
Laminate top
with PVC edge



RDBT12
Laminate top
with Aluminum edge




H - shape legs provide maximum stability due to spread - out load bearing.



RDBT18
Flock top with
PVC edge

Available **table tops** :



Felt top



Laminate top (see pg.37)



Flock top

Material options


Available **Edges** :



PVC edge



Aluminium edge



18 mm
Plywood

3 mm foam
padding

Nylon Flock
sheet



RCBT187
Rectangular Banquet table
1840 mm x 760 mm
Laminate top with PVC edge.
For laminate options, please
refer to Pg. 38.

RCBT184
1840 x 455
Flock top



Shape options



SQBT
Square table
760 x 760



HFBT
Half circle
1530 /2



QRBt
Quarter circle
1220 x 4



CRBT
Crescent
75° Segment

Ultralight Tables

Ultralight series polymer tables are highly advanced, optimised to be **light - weight** and versatile for outdoor as well as indoor use.



Ultralight Table series

special features




Best strength to weight ratio

Hundreds of pockets under every table reduce weight while increasing strength. This makes the table light while able to hold more weight.



Powder coated steel frame

Weather resistant steel rust-free legs are suitable for extensive outdoor use and sturdy even in un-even terrain.



UV-protected and water- resistant HDPE table top

HDPE is a weather - resilient plastic, suitable for lengthy outdoor use. Just perfect for those garden banquet parties!



Stain resistant and easy to clean

The table top is textured and can easily be cleaned with a wipe



Minimal aesthetics, maximum versatility

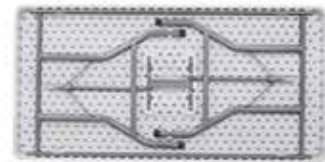
The tables' warm white colour combined with grey / black legs give a bright look to suit contemporary settings, highly versatile for many occasions.





RCFT Rectangle tables

RCFT collection is easy to set up, suitable for outdoor catering, barbecues, and more.



RCFT152-76

Rectangular folding table

Table top: 1520 mm x 760 mm

Height: 740 mm

Top material : HDPE

Legs: Powder coated steel

RCHF Centrefold rectangle tables

RCHF table collection fold by half. Perfect for large event set ups as they require low storage space.



RCHF152-76

Rectangular centrefolding table

Table top: 1520 mm x 760 mm

Height: 740 mm

Top material : HDPE

Legs: Powder coated steel



RDFT Round tables

RDFT round tables are great for dining, serving, food presentation and more.



RDFT122

Round folding table

Table top dia: 1220 mm

Height: 740 mm

Top material : HDPE

Legs : Powder coated steel

RDHF Centrefold Round table

RDHF round table series fold by half. Perfect for large event set ups as they require low storage space.



RDHF150

Rectangular centrefolding table

Table top dia: 1500 mm

Height: 740 mm

Top material : HDPE

Legs : Powder coated steel

Square tables

A compact and portable design great for light activities and limited spaces.



SQFT

Square folding table

Table top : 860 mm X 860 mm

Height: 740 mm

Cocktail tables

Cocktail tables come with height adjustability and are available in many colours, shapes and sizes.



RCCKT

Rectangle cocktail table

Table top: 760 mm x 500 mm

Height: 705 mm



RCBKT

Rectangle cocktail table

Height: Adjustable



RDCKT1

Round cocktail table

Table top dia: 800 mm

Height: 740 mm



RDCKT2

Round folding table

Table top dia: 800 mm

Height: 1100 mm









Shape	Sizes	Code	Shape	Sizes	Code
 RDFT	Ø 910 Ø 1220 Ø 1530 Ø 1840	RDFT91 RDFT12 RDFT15 RDFT18	 RCFT	1840 X 455 1840 X 610 1840 X 760	RCFT1846 RCFT1861 RCFT1876
 HFFT	Ø 910/2 Ø 1220/2 Ø 1530/2 Ø 1840/2	HFFT91 HFFT12 HFFT15 HFFT18	 SQFT	610 X 610 760 X 760	SQFT61 SQFT76
 QRFT	Ø 910/4 Ø 1220/4 Ø 1530/4 Ø 1840/4	QRFT91 QRFT12 QRFT15 QRFT18	 CRFT	Ø 2750/5 75° segment	CRFT27
For Centrefolding round tables please use code RDHF and Centrefolding rectangle tables use RCHF					



Table Trolleys

Each trolley is designed for a specific table shape for hassle-free transporting.



RDTT
Round table trolley



RCTT
Rectangle / square
table trolley



PVC moulded **bumpers**
prevent collision



LST
Lazy Suzan trolley

Swivel feet on every
Lufence trolley provides
easy maneuverability.




Dance Floors



DNCFL

Fiber Board
Dance Floor




Inner Material	Fibre Board with water proofing - 19mm thickness.
Surface	6mm Basketweave solid oakwood parquet - glued and pinned to fiber board.
Edge	Tongue and groove moulded 6mm thick aluminium for floor edge protection.
Panel Locking	Edges automatically align and lock through a Cam - Lock system . Alan wrench required.
Finish	Polyurethane finish.
Perimeter Trim	Anodized Aluminium Finish.
Overall Dimensions	922mm W x 922mm D x 25mm H



Positive Cam (Turn with alan Wrench)



Negative Cam



Edge : 6mm thick aluminium with tongue & groove moulding. Self leveling with in built **Positive - Cam sytem**.



Dance Floor Trolley

For quick installation and set - up,
Dance floor trolleys are designed to
hold platforms and edges seperately.



DTT
Dance Floor Trolley



Stages

Lufence staging solutions are known for robust construction, easy set up and supreme portability. Functional accessories are available.



STG 1

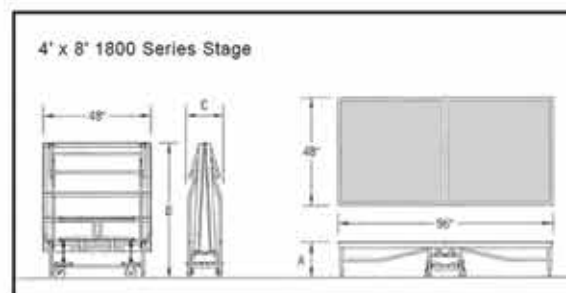
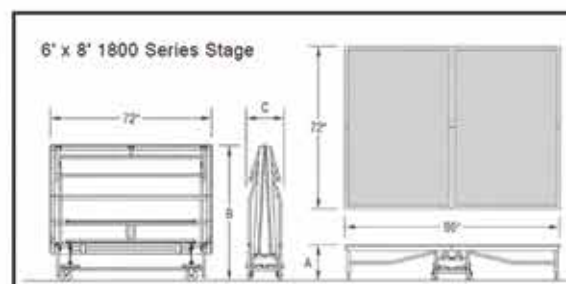


STG 2

When folded, **STG 1** and **STG2** can be moved around with 5 - inch swivel rubber wheels that are under the centre of the stages.

LUFENCE 1800 STAGE SPECIFICATIONS :

Model #	A: Set Down Ht.	B: Storage Ht.	C: Storage width
6' x 8' (1830mm x 244mm)			
1882-624	16" - 24" (410mm - 610mm)	60" (1520mm)	17" (430mm)
1882-632	24" - 32" (610mm - 810mm)	68" (1730mm)	21" (530mm)
4' x 8' (1220mm x 2440mm)			
1882-424	16" - 24" (410mm - 610mm)	60" (1520mm)	17" (430mm)
1882-432	24" - 32" (610mm - 810mm)	68" (1730mm)	21" (530mm)



Stage Accessories



Universal Stage Guard Rails

Safety is first in any scenario. USGL universal guards can be mounted on all Lufence Stages. Guard drapes are also available.



Accessibility Stage Ramps

Accessibility ramps provide ease, making it convenient to all audiences.




Stage Drapes

For a beautiful and complete event, drapes are available in a variety of colours. They are attached via velcro, which can be used to adjust to the stage's height.

Stage steps

A range of steps to match the stages: available in three heights and with railing options



Bright **visibility strips** provide safety in dark lighting conditions.

SST1
2 - Step



SST2
3 - Step



SSTR1
2 - Steps with
railings





L U F E N C E

IMAGINE | INNOVATE | INDULGE

EXTENDED SUPPORT

For additional information on new products, fabric and laminate options, and technical details, please contact sales@walthr.com



L U F E N C E
IMAGINE | INNOVATE | INDULGE

WALTHR CORPORATION LIMITED
3 GOWER STREET | LONDON WC1E 6HA |
PHONE: (+44) 207 1128740, 207 1128058