



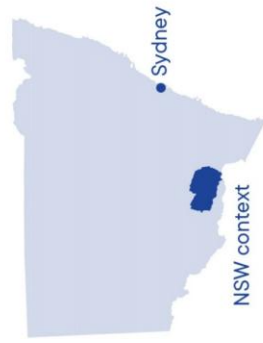
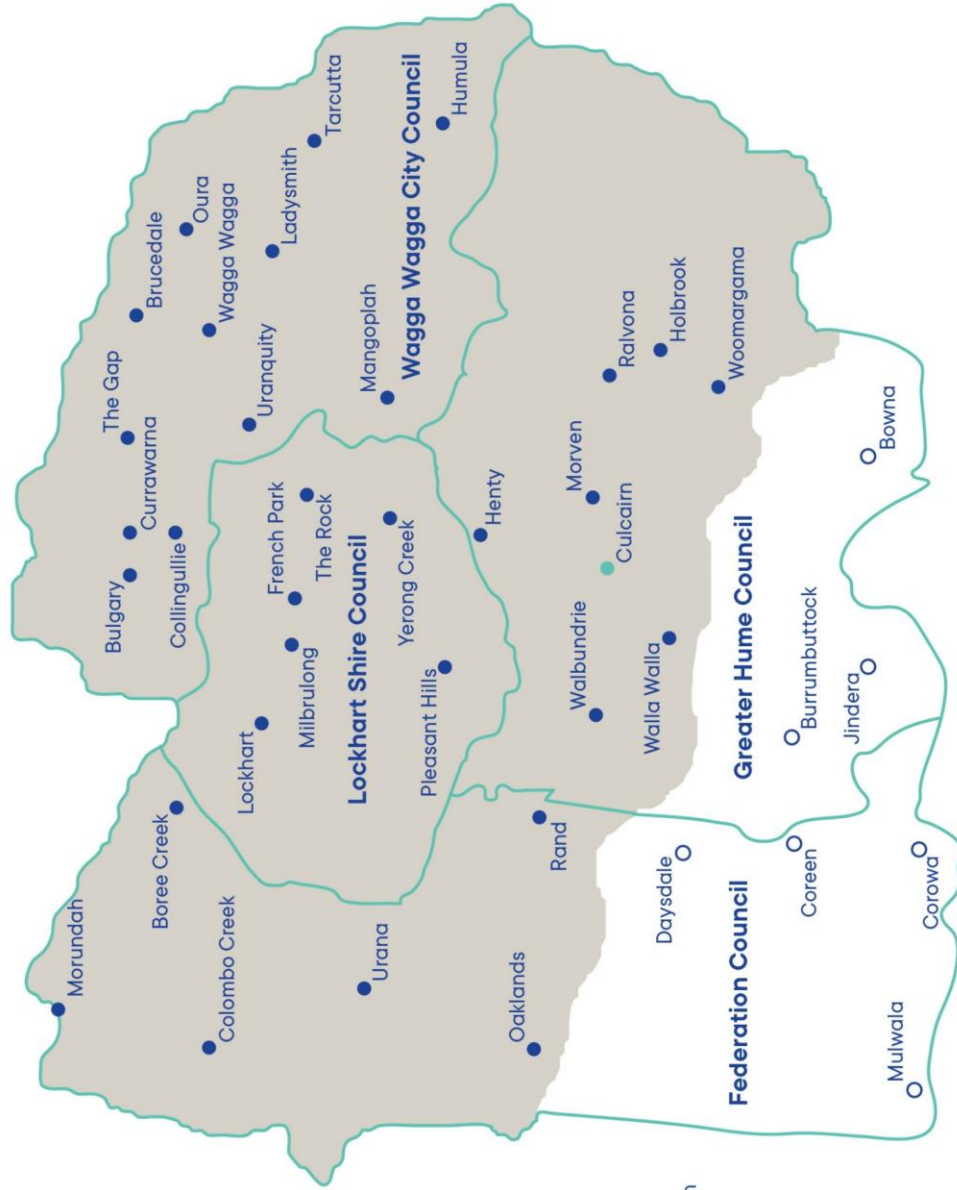
Water prices

Fees and charges | 1 July 2026 to 30 June 2027

Contents

Riverina Water supply area	2
Availability charges per quarter	4
Per property, residential, strata unit or customer.....	4
Water usage prices per quarter — \$ per kilolitre	5
Stepped tariff introduced.....	6
Connection costs	7
Development servicing charges	7
Urban (Residential) Development Servicing Charge	7
Rural Development Servicing Charges	9
Commercial or Industrial Development Servicing Charges	9
Recommended service connection fees	10
Urban Service Connection	10
Rural Service Connection	11
Large Service Connections	12
Sundry fees and charges	13
Telephone numbers	15

Riverina Water supply area



- Water supplied to these areas
- Local government boundary
- Towns in supplied area
- Water is not supplied to all parts of Culcairn
- Towns outside supplied area



Availability charges per quarter

Per property, residential, strata unit or customer

Domestic

	Tax	Per quarter
Built upon or connected property	N	\$53.00
Each additional dwelling erected on each parcel of property	N	\$53.00
Vacant land not connected (within 225 metres or adjacent to a main) - urban only	N	\$27.00

Commercial / Industrial

	Tax	Per quarter
Built upon or connected property	N	\$59.00
Non-metered connected premises	N	\$113.00
Each additional strata unit	N	\$59.00

Other

	Tax	Per quarter
Government Departments including, police stations, court houses, schools, staff housing, public offices etc.	N	\$59.00
Churches or Similar "non-rateable" property	N	Usage charge only
Additional fee for separate fire service connected	N	\$59.00

Note: A rural property comprises of all adjacent or adjoining land held under the one ownership.

Water usage prices per quarter — \$ per kilolitre

	Tax	Per quarter
General tariff all users (except as detailed below):		
First 125 kilolitres per quarter	N	1.91
Balance per kilolitre per quarter		2.86
Strata title units and flats		
First 125 kl per quarter per unit	N	1.91
Balance per kilolitre per unit		2.86
(For strata complexes and Flats where units are not individually metered the total metered consumption will be evenly apportioned between units)		
Industrial tariffs for processing & manufacturing industries as well as livestock marketing centres with consistent year round usage connected since 1/7/2009		
First 41 kilolitres per month	N	1.91
Balance above 42 kl per month		2.86
Balance above 3000 kl per month		2.86
Applicable to large scale processing & manufacturing industries as well as livestock marketing centres with consistent year round usage and specifically approved by Council		
First 3000 kl per annum	N	1.91
Balance above 3000 kl per month		1.91
Commercial tariff all users (except as detailed below):		
First 125 kl per quarter / 41 kl per month	N	1.91
Balance per kilolitre per quarter		2.86
Community facilities — Hospitals, Schools/TAFE/University, Parks and Gardens, Council Swimming Pools	N	1.91
Not-potable water		
First 125 kilolitres per quarter	N	0.94
Balance per kilolitre per quarter		1.41
Metered supply to standpipe agents or constituent Councils	N	2.68
Supply from fixed standpipe and water filling stations (Minimum charge \$10.00 when via an Agent)	N	4.10
Bulk supply — Application will be at the discretion of Council	N	1.91
Primary producers tariff — To be eligible, the size of the property must be 100 hectares or more and serviced by a trunk main	N	1.91
Water supply from rural mains network Riverina Water provides a Rural Peak Demand level of service of 11,000 litres per farm per day (stock and domestic) based on uniform flow over a 24 hour period		

Note: Water used for fire-fighting purposes will not be charged. If applicable, it is the responsibility of the customer to notify Council, in order for the necessary billing adjustments to be made.

With regard to Industrial Tariffs, consistent use is deemed to be when individual monthly consumption is between 0.75 and 1.25 times the average monthly consumption based on the previous 12 month rolling average.

Stepped tariff introduced

A requirement of the NSW Office of Water under “Best Practice Management of Water Supply Guidelines” which recommends that customers should be subject to a stepped price increase to encourage Water Conservation.

Rebates

Eligible pensioner	\$30.00 per quarter
Kidney Dialysis machine users	50 kl per quarter

Standpipe charges

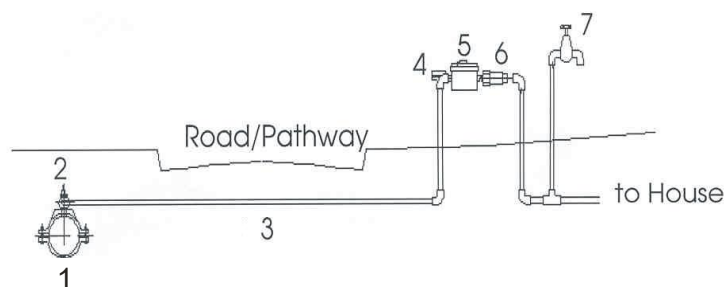
Water supplied from fixed and water filling stations	Tax	Price to agents and Councils (per kl)	Retail price incl. agent's commission if applicable (per kl)	Minimum charge
Wagga Wagga, rural, town & villages	N	\$2.68	\$4.10	\$10.00

Typical water service connection

(See following pages for connection fees)

LEGEND

- 1...Water main
- 2...Tapping
- 3...Service pipe
- 4...Stop cock
- 5...Water meter
- 6...Backflow Prevention Device
- 7...Household tap (installed by RWCC for 20mm and 25mm service connections)



Connection costs

With the introduction of a Development Servicing Plan, Connection Fees have two basic components – a Development Servicing Charge (a contribution towards infrastructure based on the potential increase in demand on the system), and a Service Connection Fee (the (averaged) cost of physically installing the connection and meter). Land developers are also required to meet the reticulation costs.

Development servicing charges

Urban (Residential) Development Servicing Charge

Note: This charge is in addition to the applicable service connection fee.

Urban — including township & village — single residential lots	Tax	Cost per lot (based on lot size)		
		<450m ²	450-2000m ²	>2000m ²
Lots where developers have prepaid the fees appropriate at time of Development		Nil — only applies for a single residence on the lot		
Lots (not prepaid) existing prior to 1/1/1994 and 2nd or subsequent services (only where availability fees are being paid)	N	1st Service — Nil — only applies for a single residence on the lot 2nd and subsequent service based on \$4,992 per E.T.		
Lots (not prepaid) created since 1/1/1994	N	\$4,992	\$4,992	\$5,992

Urban — including township & village — multiple residential units	Price for multiple units	
Lots where developers have pre-paid the fees	Nil — provided correct charges have been pre-paid	
Lots (not prepaid) existing prior to 1/1/1994	N	Fee applicable for newly created lots Less \$4,992
Lots (not prepaid) created since 1/1/1994:		

Multi-residential lots (medium density 1-2 storey)**Developer charge per dwelling**

Dual occupancy — 1 bedroom		
Dual occupancy — 2 bedrooms	N	\$4,992 if lot size > 450m2 per dwelling
Dual occupancy — 3 or more bedrooms		
Duplex — 1 bedroom		
Duplex — 2 bedrooms		Units priced, as below, if lot size <450m2 per dwelling
Duplex — 3 or more bedrooms		
Units — 1 bedroom	N	\$1,997
Units — 2 bedrooms	N	\$2,995
Units — 3 bedrooms	N	\$3,993

Multi-residential lots (high density > 2 storey)**Developer charge per dwelling**

Multi storey apartments — 1 bedroom	N	\$1,647
Multi storey apartments — 2 bedrooms	N	\$2,496
Multi storey apartments — 3 or more bedrooms	N	\$3,345

Note: The minimum Developer Servicing Charge per lot is \$4,992

Urban — additional costs (to be read in conjunction with the Development Servicing Plan (DSP))

Lots which require significant supply mains in advance of intervening development	N	An amount calculated to recoup the cost of the supply main.
---	---	---

Rural Development Servicing Charges

Note: These charges are in addition to the applicable service connection fee.

The Development Servicing Charge for rural connections is based on E.T.'s determined from service size. The following charges relate to properties greater than 2000m². For smaller rural properties divide the listed charge by 1.2

Rural location	Tax	Cost per lot (based on lot size)				
		20mm	25mm	32mm	*40mm	50mm
Rural pipelines**	N	\$5,992	\$5,992	\$9,815	\$15,338	\$23,965

Additional costs

* The availability of a service connection greater than 25mm diameter is dependent on the capacity to supply within the reticulation network and must have Engineering approval

** If a tapping direct to Goldenfields Water County Council large diameter main is required, the customer must arrange this with GWCC; they will be a GWCC customer

Note: Due to limitations of existing reticulation a capital contribution towards upgrading may also be required for some rural connections, calculated on an individual basis.

Commercial or Industrial Development Servicing Charges

Note: These charges are in addition to the applicable service connection fee.

Development Servicing Charges for Industrial or Commercial developments are based on a charge of \$4,992 per E.T. (Equivalent Tenement).

For **Industrial Development**, E.T.'s will be calculated by one of the following 2 methods — whichever gives the higher E.T.

Method 1: Use the Water Directorate Guidelines, and multiply the recommended E.T. value by a factor of 0.7.

Method 2: Where the Water Directorate Guidelines are silent about the particular type of development, calculate the E.T. by dividing the assessed peak day demand by 3.8 kilolitres (e.g. a peak days demand of 19 kilolitres = 5 E.T.)

Note: At the time of subdivision, if no development type is specified, the Developer Servicing Charge will be based on 1 E.T. per Lot. The charges will then be re-assessed when the owner makes application for connection to the water supply.

For **Commercial Development**, E.T.'s will be calculated according to the Water Directorate Guidelines, in particular Table 2, and by multiplying the recommended E.T. Value by a factor of 0.7

Note: At the time of requesting a service connection, the applicable E.T.'s will be recalculated and credit will be given for any previously paid E.T.'s.

Notwithstanding all of the above, there will be a minimum Development Servicing Charge or \$4,678 per Lot, AND the following minimum development servicing charges will apply to each service connection, based on service connection size.

Service size	Tax	100mm				
		<80mm	80mm	(min. 4 E.T.)	150mm	200mm
Minimum charge	N	\$4,992	\$12,783	\$19,968	\$44,934	\$79,885

Recommended service connection fees

Urban Service Connection

Note: This fee is in addition to the Developer Servicing Charge.

The following urban connection fees include the costs of providing a tapping from a water main, service pipe to property boundary and the corresponding size water meter, and in the case of 20mm and 25mm services a household tap adjacent to the meter.

Urban — including township & village — single residential/commercial/industrial developments

	Tax	Price per service connection — single unit				
		20mm	25mm	32mm	*40mm	50mm
Lots where developers have prepaid the fees appropriate at time of Development	N	Nil	\$852	\$1,564	\$2,516	\$3,311
All other lots including 2nd or subsequent services	N	\$1,809	\$2,527	\$3,239	\$4,191	\$4,986

* The availability of a service connection greater than 25mm diameters is dependent on capacity to supply with the reticulation network and must have Engineering Approval.

Urban — including township & village — multiple residential units

	Tax	Price for multiple units					Extra
		1 unit	2 units	3 units	4 units	5 units	
Lots where developers have pre-paid the fees	N	No additional Service Connecting Charge provided correct fees as per the following line have been paid					
All other lots including 2nd or subsequent services	N	\$1,809	\$2,170	\$2,531	\$2,892	\$3,253	\$361

These prices apply to multi-unit residential developments provided for by water connection(s) at any one time, and includes the cost of bulk and individual meters. In the case of individual internal metering of strata units, the owner is responsible for internal plumbing required.

Urban — additional costs

Where Baylis Street pavers need to be disturbed.	N	As per WWCC charges				
Where the service requires a rail crossing and approval from the Railway Authorities	N	The fees and charges that Rail Authority imposes				
Where the service connection generates other similar extraordinary costs	N	A fee assessed on a similar basis				
Road underboring	N	\$168.00 per metre				

Rural Service Connection

The following rural service connection fees include the tapping, provision of service pipe for a distance not greater than 40 metres, and the water meter. The service connection and meter will generally be located adjacent to or within the road reserve containing the water main.

All plumbing work, including installations on private property must be carried out by a licensed plumber engaged by the customer. This includes the component of a service line beyond the 40 metres included in the fee.

Rural location	Tax	Price per service connection				
		20mm	25mm	32mm	*40mm	*50mm
Rural pipelines**	N	\$2,065	\$2,834	\$3,480	\$4,456	\$5,290
Walbundrie to Rand pipeline Urangeline/Bidgeemia rural scheme & other rural schemes		Refer to Engineering staff regarding availability and costing for these schemes.				

Some rural spur pipelines incur additional costs. Refer to Engineering or Customer Service Officer.

Additional costs

Where the service requires a rail crossing and approval from the Railway Authorities	N	The fees and charges that Rail Authority imposes
Where the service connection generates other similar extraordinary costs	N	A fee assessed on a similar basis
Road underboring	N	\$168.00 per metre

* The availability of a service connection greater than 25mm diameter is dependent on the capacity to supply within the reticulation network and must have Engineering approval.

** If a tapping direct to Goldenfields Water County Council large diameter main is required, the customer must arrange this with GWCC; they will be a GWCC customer.

Note: Due to limitations of existing reticulation a capital contribution towards upgrading may also be required for some rural connections, calculated on an individual basis.

Large Service Connections

This is the actual cost of installing the service connection and will be determined on a case by case basis.

Sundry fees and charges

	Tax	2025/2026
Search / Enquiry Certificate Fee — s603 (as for property transfer)	N	\$105
Fee for providing information in writing, including Special meter reading	N	\$101.50
Formal GIPA Access Application	N	\$30
Formal GIPA Processing Fee	N	\$84.00 per hour
Reconnection fee — requires new service	N	Appropriate connection fee
Reconnection fee (new service not required)	N	\$226.50 + cost of meter if required
Remove flow restricting device	N	\$226.50
Meter repairs — s636 Local Government Act	Y	\$146 per hour
Meter Test Deposit	N	\$98.50
Test Fees for Back Flow Prevention Devices	N	
RPZ Devices		\$153.50
Other Devices		\$120.00
Leak Detection (Minimum 1 Hour)	Y	\$146 per hour
Water main location involving potting or excavation	N	\$146 per hour
Dishonoured Payments Fee	N	Relevant bank fee incurred
Interest on Overdue Accounts	N	9.5%
Written Quotation Fee	Y	\$111
Service call	Y	\$146 per hour
Plumbing Permit including standard Inspections	N	\$146
Additional Plumbing Inspection due to non-compliance	N	\$238.50
Non-compliance with water restrictions	N	\$220

Water Filling Station Access	N	\$362
Replacement Water Filling Station Key	Y	\$73.50
Pressure and flow analysis application fee	N	\$235.50
Clearing of shrubs and small bushes	Y	\$146 per hour
Repair to damaged water main	N	Actual costs plus 20%
Private Works	Y	Actual costs plus 20% unless a fixed quotation
Copy of Water Notice	Y	\$14.00
Copy of Financial Data on Properties	Y	\$13.00
Copy of Section 603 Certificate administration	Y	\$14.00
Fee for Reallocation of Electronic Payment	Y	\$13.00

Telephone numbers

Emergencies & maintenance – all hours

(02) 6922 0608

Wagga Wagga

(02) 6922 0608

The Rock

(02) 6920 2007 or 0419 295 724

Lockhart

0428 694 326

Urana / Oaklands

0429 448 969 or (02) 6920 8124 (AH)

Holbrook / Culcairn / Walla Walla

(02) 6029 8547 or 0427 102 174

Water Supply Works Depot

(02) 6922 0630

8:30am to 4:00pm weekdays

91 Hammond Avenue, Wagga Wagga

Billing & general enquiries

(02) 6922 0608

Fax

(02) 6921 2241

Email

admin@rwcc.nsw.gov.au

Website

www.rwcc.nsw.gov.au

